IMPORTANT NOTICE

THE ATTACHED BASE OFFERING MEMORANDUM IS AVAILABLE ONLY TO (1) QUALIFIED INSTITUTIONAL BUYERS WHO ARE ALSO QUALIFIED PURCHASERS (EACH DEFINED BELOW) OR (2) CERTAIN NON-U.S. PERSONS OUTSIDE OF THE U.S.

IMPORTANT: You must read the following before continuing. The following notice applies to the attached base offering memorandum (the **Base Offering Memorandum**) following this notice, and you are therefore advised to read this carefully before reading, accessing or making any other use of the Base Offering Memorandum. In accessing the Base Offering Memorandum, you agree to be bound by the following terms and conditions, including any modifications to them any time you receive any information from the Trustee, the Obligor, the Arrangers and Dealers (each as defined in the Base Offering Memorandum) as a result of such access.

NOTHING IN THIS ELECTRONIC TRANSMISSION CONSTITUTES AN OFFER TO SELL OR A SOLICITATION OF AN OFFER TO BUY THE SECURITIES IN THE UNITED STATES IN ANY JURISDICTION WHERE IT IS UNLAWFUL TO DO SO. THE CERTIFICATES DESCRIBED IN THE ATTACHED BASE OFFERING MEMORANDUM HAVE NOT BEEN, AND WILL NOT BE, REGISTERED UNDER THE U.S. SECURITIES ACT OF 1933, AS AMENDED (THE **SECURITIES ACT**), OR THE SECURITIES LAWS OF ANY STATE OF THE U.S. OR OTHER JURISDICTIONS AND MAY NOT BE OFFERED OR SOLD WITHIN THE U.S., EXCEPT PURSUANT TO AN EXEMPTION FROM, OR IN A TRANSACTION NOT SUBJECT TO, THE REGISTRATION REQUIREMENTS OF THE SECURITIES ACT AND APPLICABLE STATE OR LOCAL SECURITIES LAWS.

ANY SECURITIES DESCRIBED IN THE BASE OFFERING MEMORANDUM WHICH DO NOT CONSTITUTE "ALTERNATIVE FINANCE INVESTMENT BONDS" (**AFIBS**) WITHIN THE MEANING OF ARTICLE 77A OF THE FINANCIAL SERVICES AND MARKETS ACT 2000 (REGULATED ACTIVITIES) (AMENDMENT) ORDER 2010 WILL REPRESENT INTERESTS IN A COLLECTIVE INVESTMENT SCHEME (AS DEFINED IN THE FINANCIAL SERVICES AND MARKETS ACT 2000, AS AMENDED (THE **FSMA**)) WHICH HAS NOT BEEN AUTHORISED, RECOGNISED OR OTHERWISE APPROVED BY THE UNITED KINGDOM FINANCIAL CONDUCT AUTHORITY. ACCORDINGLY, THE BASE OFFERING MEMORANDUM IS NOT BEING DISTRIBUTED TO, AND MUST NOT BE PASSED ON TO, THE GENERAL PUBLIC IN THE UNITED KINGDOM.

THE DISTRIBUTION IN THE UNITED KINGDOM OF THE BASE OFFERING MEMORANDUM, ANY PRICING SUPPLEMENT AND ANY OTHER MARKETING MATERIALS RELATING TO THE CERTIFICATES IS BEING ADDRESSED TO, OR DIRECTED AT: (A) IF THE DISTRIBUTION OF THE CERTIFICATES (WHETHER OR NOT SUCH CERTIFICATES ARE AFIBS) IS BEING EFFECTED BY A PERSON WHO IS NOT AN AUTHORISED PERSON UNDER THE FSMA, ONLY THE FOLLOWING PERSONS: (I) PERSONS WHO ARE INVESTMENT PROFESSIONALS AS DEFINED IN ARTICLE 19(5) OF THE FINANCIAL SERVICES AND MARKETS ACT 2000 (FINANCIAL PROMOTION) ORDER 2005 (THE **FINANCIAL PROMOTION ORDER**); (II) PERSONS FALLING WITHIN ANY OF THE CATEGORIES OF PERSONS DESCRIBED IN ARTICLE 49 (HIGH NET WORTH COMPANIES, UNINCORPORATED ASSOCIATIONS, ETC.) OF THE FINANCIAL PROMOTION ORDER; AND (III) ANY OTHER PERSON TO WHOM IT MAY OTHERWISE LAWFULLY BE MADE IN ACCORDANCE WITH THE FINANCIAL PROMOTION ORDER; AND (B) IF THE CERTIFICATES ARE NOT AFIBS AND THE DISTRIBUTION IS EFFECTED BY A PERSON WHO IS AN AUTHORISED PERSON UNDER THE FSMA, ONLY THE FOLLOWING PERSONS: (I) PERSONS FALLING WITHIN ONE OF THE CATEGORIES OF INVESTMENT PROFESSIONALS AS DEFINED IN ARTICLE 14(5) OF THE FINANCIAL SERVICES AND MARKETS ACT 2000 (PROMOTION OF COLLECTIVE INVESTMENT SCHEMES) (EXEMPTIONS) ORDER 2001 (THE **PROMOTION OF CISS ORDER**); (II) PERSONS FALLING WITHIN ANY OF THE CATEGORIES OF PERSONS DESCRIBED IN ARTICLE 22 (HIGH NET WORTH COMPANIES, UNINCORPORATED ASSOCIATIONS, ETC.) OF THE PROMOTION OF CISS ORDER; AND (III) ANY OTHER PERSON TO WHOM IT MAY OTHERWISE LAWFULLY BE PROMOTED.

THIS COMMUNICATION IS BEING DIRECTED ONLY AT PERSONS HAVING PROFESSIONAL EXPERIENCE IN MATTERS RELATING TO INVESTMENTS AND ANY INVESTMENT OR INVESTMENT ACTIVITY TO WHICH THIS COMMUNICATION RELATES WILL BE ENGAGED IN ONLY WITH SUCH PERSONS. NO OTHER PERSON SHOULD RELY ON IT.

THE FOLLOWING BASE OFFERING MEMORANDUM MAY NOT BE FORWARDED OR DISTRIBUTED TO ANY OTHER PERSON AND MAY NOT BE REPRODUCED IN ANY MANNER WHATSOEVER. ANY FORWARDING, DISTRIBUTION OR REPRODUCTION OF THIS DOCUMENT IN WHOLE OR IN PART IS UNAUTHORISED. FAILURE TO COMPLY WITH THIS DIRECTIVE MAY RESULT IN A VIOLATION OF THE SECURITIES ACT OR THE APPLICABLE LAWS OF OTHER JURISDICTIONS. IF YOU HAVE GAINED ACCESS

TO THIS TRANSMISSION CONTRARY TO ANY OF THE FOREGOING RESTRICTIONS, YOU ARE NOT AUTHORISED AND WILL NOT BE ABLE TO PURCHASE ANY OF THE SECURITIES DESCRIBED THEREIN.

Confirmation of your Representation: By accessing the attached Base Offering Memorandum you confirm to us that: (i) you understand and agree to the terms set out herein; (ii) you consent to delivery of the Base Offering Memorandum and any amendments or supplements thereto by electronic transmission; (iii) you will not transmit the attached Base Offering Memorandum (or any copy of it or part thereof) or disclose, whether orally or in writing, any of its contents to any other person; and (iv) you acknowledge that you will make your own assessment regarding any *Shari'a*, credit, investment, legal, taxation or other economic considerations with respect to your decision to subscribe or purchase any of the Certificates. In order to be eligible to view the attached Base Offering Memorandum or make an investment decision with respect to the securities, investors must be either (i) Qualified Institutional Buyers (**QIBs**) (within the meaning of Rule 144A under the Securities Act) who are also Qualified Purchasers (**QPs**) (within the meaning of the U.S. Investment Company Act of 1940, as amended), or (ii) non-U.S. persons outside the United States (within the meaning of Regulation S of the Securities Act). The Base Offering Memorandum is being sent at your request and by accepting the e-mail and accessing the Base Offering Memorandum, you shall be deemed to have represented to us that: (i) you and any customers you represent are either: (a) QIBs who are also QPs or (b) non U.S. persons outside the United States (within the meaning of Regulation S of the Securities Act) and the electronic mail address that you gave us and to which this e-mail has been delivered is not located in the U.S.; (ii) you are a person who is permitted under applicable law and regulation to receive the Base Offering Memorandum; and (iii) you consent to delivery of such Base Offering Memorandum by electronic transmission.

You are reminded that the Base Offering Memorandum has been delivered to you on the basis that you are a person into whose possession the Base Offering Memorandum may be lawfully delivered in accordance with the laws of the jurisdiction in which you are located and you may not, nor are you authorised to, deliver the Base Offering Memorandum to any other person. Failure to comply with this directive may result in a violation of the Securities Act or the applicable laws of other jurisdictions.

The Base Offering Memorandum does not constitute, and may not be used in connection with, an offer or solicitation in any place where offers or solicitations are not permitted by law. If a jurisdiction requires that an offering of securities described herein be made by a licensed broker or dealer and the Arrangers and Dealers or any affiliate of the applicable Arrangers or Dealers is a licensed broker or dealer in that jurisdiction, the offering shall be deemed to be made by such Arranger or Dealer or such affiliate on behalf of the Trustee or holders of the applicable securities in such jurisdiction.

Under no circumstances shall the attached Base Offering Memorandum constitute an offer to sell or the solicitation of an offer to buy any securities in any jurisdiction. Recipients of the attached Base Offering Memorandum who intend to subscribe for or purchase the securities are reminded that any subscription or purchase may only be made on the basis of the information contained in the Base Offering Memorandum. The attached Base Offering Memorandum may only be communicated to persons in the United Kingdom in circumstances where Section 21(1) of the Financial Services and Markets Act 2000 does not apply.

The Base Offering Memorandum has been sent to you in an electronic form. You are reminded that documents transmitted via this medium may be altered or changed during the process of electronic transmission and consequently none of the Trustee, the Obligor, the Arrangers and Dealers or any person who controls them nor any director, officer, employee or agent of them or affiliate of any such person accepts any liability or responsibility whatsoever in respect of any difference between the Base Offering Memorandum distributed to you in electronic format and the hard copy version available to you on request from the Trustee, the Obligor, the Arrangers and Dealers. Please ensure that your copy is complete. If you received the Base Offering Memorandum by e-mail, you should not reply by e-mail to this announcement. Any reply e-mail communications, including those you generate by using the "reply" function on your e-mail software, will be ignored or rejected. You are responsible for protecting against viruses and other destructive items. Your use of this e-mail is at your own risk, and it is your responsibility to take precautions to ensure that it is free from viruses and other items of a destructive nature.

BASE OFFERING MEMORANDUM

ADNOC MURBAN SUKUK LIMITED

(incorporated in the Abu Dhabi Global Market as a private company limited by shares)

Trust Certificate Issuance Programme

Under this trust certificate issuance programme (the **Programme**), ADNOC Murban Sukuk Limited (in its capacities as issuer and as trustee, the **Trustee**) may, subject to compliance with all relevant laws, regulations and directives, from time to time issue trust certificates (the **Certificates**) in any currency agreed between the Trustee and the relevant Dealer (as defined below). Certificates may only be issued in registered form.

Certificates may be issued on a continuing basis to one or more of the Dealers specified under "*Overview of the Programme*" and any additional dealer(s) appointed under the Programme from time to time by the Trustee (each a **Dealer** and together the **Dealers**), which appointment may be for a specific issue or on an ongoing basis. References in this Base Offering Memorandum to the **relevant Dealer** shall, in the case of an issue of Certificates being (or intended to be) subscribed by more than one Dealer, be to all Dealers agreeing to subscribe to such Certificates.

The Certificates will be limited recourse obligations of the Trustee. An investment in Certificates issued under the Programme involves certain risks. For a discussion of these risks, see "*Risk Factors*".

Each Series (as defined herein) of Certificates issued under the Programme will be constituted by: (a) a master declaration of trust dated 28 April 2025 (the **Master Declaration of Trust**) entered into between the Trustee, ADNOC Murban RSC Ltd (the **Obligor** or the **Company**) and Citibank N.A., London Branch as delegate of the Trustee (in such capacity, the **Delegate**); and (b) a supplemental declaration of trust (the **Supplemental Declaration of Trust**, together with the Master Declaration of Trust, the **Declaration of Trust**) in relation to the relevant Series. Certificates of each Series confer on the holders of the Certificates from time to time (the **Certificateholders**) the right to receive certain payments (as more particularly described herein) arising from the assets of a trust declared by the Trustee in relation to the relevant Series (the **Trust**) over the relevant Trust Assets (as defined herein).

Application has been made to the London Stock Exchange plc (the **London Stock Exchange**) for Certificates issued under the Programme, during the period of 12 months from the date of this Base Offering Memorandum to be admitted to the London Stock Exchange's International Securities Market (**ISM**). The ISM is not a United Kingdom (**UK**) regulated market for the purposes of Regulation (EU) No 600/2014 on markets in financial instruments as it forms part of domestic law by virtue of the European Union (Withdrawal) Act 2018 (**EUWA**) (**UK MiFIR**). This Base Offering Memorandum does not comprise a prospectus for the purposes of Article 6 of Regulation (EU) 2017/1129 as it forms part of domestic law by virtue of the EUWA (the **UK Prospectus Regulation**).

The ISM is a market designated for professional investors. Certificates admitted to trading on the ISM are not admitted to the Official List of the UK Financial Conduct Authority (FCA). The London Stock Exchange has not approved or verified the contents of this Base Offering Memorandum.

References in this Base Offering Memorandum to Certificates being **admitted to trading** (and all related references) shall mean that such Certificates have been admitted to trading on the ISM so far as the context permits. The Programme provides that Certificates may be listed or admitted to trading, as the case may be, on such other or further stock exchanges or markets as may be agreed between the Trustee, the Obligor and the relevant Dealer (which, for the avoidance of doubt, shall exclude any regulated market for the purposes of Directive 2014/65/EU (as amended) (**MiFID II**) and a UK regulated market for the purposes of UK MiFIR). The Trustee may also issue unlisted Certificates and/or Certificates not admitted to trading on any market. The applicable pricing supplement (the **Pricing Supplement**) relating to the relevant Series will state whether the relevant Certificates will be listed and/or admitted to trading on any market.

Notice of the aggregate face amount of Certificates, profit payable in respect of Certificates, the issue price of Certificates and certain other information not contained herein which are applicable to each Series of Certificates will be set out in a Pricing Supplement which, with respect to Certificates to be admitted to trading on the ISM, will be delivered to the London Stock Exchange and will also be published on the website of the London Stock Exchange through a regulatory information service or may be published in such other manner permitted by the International Securities Market Rulebook effective as of 1 January 2021 (as may be modified and/or supplemented and/or restated from time to time, the **ISM Rulebook**).

The Certificates have not been and will not be registered under the U.S. Securities Act of 1933, as amended (the **Securities Act**), or any securities laws of any state or jurisdiction of the United States and the Certificates may not be offered or sold in the United States or to, or for the account or the benefit of, U.S. persons (as defined in Regulation S under the Securities Act **(Regulation S)**) unless they are registered under the Securities Act or pursuant to an exemption from, or in a transaction not subject to, the registration requirements of the Securities Act and the offer or sale is made in accordance with all applicable securities laws of any state of the United States and any other jurisdiction. The Certificates are being offered and sold outside the United States to non-U.S. persons in reliance on Regulation S and within the United States only to persons who are "qualified institutional buyers" (**QIBs**) in reliance on Rule 144A under the Securities Act (**Rule 144A**) that are also "qualified purchasers" (each a **QP**) within the meaning of Section 2(a)(51)(A) of the U.S. Investment Company Act of 1940, as amended (the **Investment Company Act**), and the rules and regulations thereunder; and in accordance with any applicable securities laws of any state

or territory of the United States or any other jurisdiction. Neither the Trustee nor the Obligor has registered and neither intends to register as an investment company under the Investment Company Act, in reliance on the exemption provided by Section 3(c)(7) thereof. See "*Form of the Certificates*" for a description of the manner in which Certificates will be issued. The Certificates are subject to certain restrictions on transfer. See "*Transfer Restrictions*" and "*Subscription and Sale*".

The Obligor has been assigned a long-term issuer rating of AA by Fitch Ratings Limited (**Fitch**), Aa2 by Moody's Deutschland GmbH **(Moody's**) and AA by S&P Global Ratings Europe Limited (**S&P**), each with stable outlook.

Fitch is established in the UK and registered under Regulation (EC) No. 1060/2009 as it forms part of domestic law by virtue of the EUWA (the **UK CRA Regulation**). Fitch appears on the latest update of the list of registered credit rating agencies on the FCA Financial Services Register. Fitch is not established in the European Economic Area (**EEA**) and has not applied for registration under Regulation (EC) No. 1060/2009 (as amended) (the **CRA Regulation**). The rating assigned by Fitch has been endorsed by Fitch Ratings Ireland Limited in accordance with the CRA Regulation. Fitch Ratings Ireland Limited is established in the EEA and registered under the CRA Regulation. As such, Fitch Ratings Ireland Limited is included in the list of credit rating agencies published by the European Securities and Markets Authority (**ESMA**) on its website (at http://www.esma.europa.eu/page/List-registered-and-certified-CRAs) in accordance with the CRA Regulation .

Moody's is established in the EEA and registered under the CRA Regulation. As such, Moody's is included in the list of credit rating agencies published by ESMA on its website (at http://www.esma.europa.eu/page/List-registered-and-certified-CRAs) in accordance with the CRA Regulation. Moody's is not established in the UK and has not applied for registration under the UK CRA Regulation. The ratings assigned by Moody's have been endorsed by Moody's Investors Service Limited. Moody's Investors Service Limited is established in the UK and is registered in accordance with the UK CRA Regulation and appears on the latest update of the list of registered credit rating agencies on the FCA Financial Services Register.

S&P is established in the EEA and registered under the CRA Regulation. As such, S&P is included in the list of credit rating agencies published by ESMA on its website (at http://www.esma.europa.eu/page/List-registered-and-certified-CRAs) in accordance with the CRA Regulation. S&P is not established in the UK and has not applied for registration under the UK CRA Regulation. The ratings assigned by S&P have been endorsed by S&P Global Ratings UK Limited. S&P Global Ratings UK Limited is established in the UK and is registered in accordance with the UK CRA Regulation and appears on the latest update of the list of registered credit rating agencies on the FCA Financial Services Register.

A security rating is not a recommendation to buy, sell or hold securities and may be subject to suspension, reduction or withdrawal at any time by the assigning rating agency.

The transaction structure relating to the Certificates (as described in this Base Offering Memorandum) has been approved by the Internal Shari'ah Supervision Committee of Abu Dhabi Commercial Bank PJSC, the Internal Shari'a Supervisory Committee of Abu Dhabi Islamic Bank PJSC, Internal Sharia Supervisory Committee of Dubai Islamic Bank PJSC, the Internal Sharia Supervision Committee of Emirates NBD – Islamic, the Internal Shariah Supervision Committee of First Abu Dhabi Bank PJSC and the Global Shariah Supervisory Committee of Standard Chartered Bank as, in their view, complying with *Shari'a* principles as applicable to, and interpreted by, them. Prospective Certificateholders should not rely on the approvals referred to above in deciding whether to make an investment in the Certificates and should consult their own *Shari'a* advisers as to whether the proposed transaction described in the approvals referred to above, including the tradability of the Certificates in the secondary market, is in compliance with *Shari'a* principles (including, without limitation, their individual standards of compliance relating thereto). Prospective Certificateholders are reminded that, as with any *Shari'a* views, differences in opinion are possible and different *Shari'a* standards may be applied by different *Shari'a* advisers.

Arranger

Standard Chartered Bank

Dealers

Abu Dhabi Commercial Bank **Abu Dhabi Islamic Bank**

Dubai Islamic Bank **Emirates NBD Capital**

First Abu Dhabi Bank **Standard Chartered Bank**

The date of this Base Offering Memorandum is 28 April 2025

IMPORTANT INFORMATION

This Base Offering Memorandum comprises admission particulars for the purpose of the ISM Rulebook. This Base Offering Memorandum does not comprise a prospectus for the purposes of either Regulation (EU) 2017/1129 (the Prospectus Regulation) or UK Prospectus Regulation, and has not been approved as such by the competent authority in any member state of the EEA or by the FCA.

The Trustee and the Obligor accept responsibility for the information contained in this Base Offering Memorandum. To the best of the knowledge and belief of the Trustee and the Obligor (having taken all reasonable care to ensure that such is the case) the information contained in this Base Offering Memorandum is in accordance with the facts and does not omit anything likely to affect the import of such information.

Where third party information has been used in this Base Offering Memorandum, the source of such information has been identified. Such information has been accurately reproduced and, as far as the Trustee and the Obligor are aware and are able to ascertain from the information published by such third parties, no facts have been omitted from such published information that would render the reproduced information inaccurate or misleading.

Each Series of Certificates will be issued on the terms set out herein under "*Terms and Conditions of the Certificates*" as supplemented by the applicable Pricing Supplement. This Base Offering Memorandum must be read and construed together with any amendments or supplements hereto and, in relation to any Series of Certificates, the applicable Pricing Supplement.

The language of this Base Offering Memorandum and the applicable Pricing Supplement in respect of any Series of Certificates is English. Certain legislative references and technical terms have been cited in their original language in order that the correct technical meaning may be ascribed to them under applicable law.

If a jurisdiction requires that an offering of securities described herein be made by a licensed broker or dealer and the Arranger or Dealers or any affiliate of the Arranger or Dealers is a licensed broker or dealer in that jurisdiction, the offering shall be deemed to be made by such Arranger or Dealer or such affiliate on behalf of the Trustee or holders of the applicable securities in such jurisdiction.

No person has been authorised to give any information or to make any representation not contained in or not consistent with this Base Offering Memorandum or any other document entered into in relation to the Programme or any information supplied by the Trustee or the Obligor such other information as is in the public domain and, if given or made, such information or representation should not be relied upon as having been authorised by the Trustee, the Obligor, the Arranger, the Dealers, the Delegate or any Agent.

Neither this Base Offering Memorandum nor any other information supplied in connection with the Programme or any Certificates should be considered as a recommendation by the Trustee, the Obligor, the Arranger, the Dealers, the Delegate or the Agents that any recipient of this Base Offering Memorandum, or any other information supplied relating to the Programme or any Certificates, should purchase any Certificates. Each investor contemplating purchasing any Certificates should make its own independent investigation of the financial condition and affairs, and its own appraisal of the creditworthiness, of the Trustee and/or the Obligor. Neither this Base Offering Memorandum nor any other information supplied in connection with the Programme or the issue of any Certificates constitutes an offer or invitation by or on behalf of the Trustee, the Obligor, the Arranger, the Dealers or the Delegate to any person to subscribe for or to purchase any Certificates in any jurisdiction where such offer or invitation is prohibited.

None of the Arranger, the Dealers nor any of their respective affiliates have authorised the whole or any part of this Base Offering Memorandum and none of them makes any representation or warranty or

accepts any responsibility as to the accuracy or completeness of the information contained in this Base Offering Memorandum or any responsibility for the acts or omissions of the Trustee or the Obligor or any other person (other than the relevant Dealer) in connection with the issue and offering of the Certificates. Furthermore, no representation or warranty is made or implied by the Arranger, the Dealers, the Delegate, the Agents or any of their respective affiliates, and none of the Arranger, the Dealers, the Delegate, the Agents nor any of their respective affiliates makes any representation or warranty or accepts any responsibility as to the accuracy or completeness of the information contained in this Base Offering Memorandum. Neither the delivery of this Base Offering Memorandum or any Pricing Supplement nor the offering, sale or delivery of any Certificates shall, in any circumstances, create any implication that the information contained in this Base Offering Memorandum is true subsequent to the date hereof or the date upon which this Base Offering Memorandum has been most recently amended or supplemented or that there has been no adverse change, or any event reasonably likely to involve any adverse change, in the condition (financial or otherwise) of the Trustee or the Obligor since the date hereof or, if later, the date upon which this Base Offering Memorandum has been most recently amended or supplemented, or that any other information supplied in connection with the Programme is correct at any time subsequent to the date on which it is supplied or, if different, the date indicated in the document containing the same.

This Base Offering Memorandum does not constitute an offer to sell or the solicitation of an offer to buy any Certificates in any jurisdiction to any person to whom it is unlawful to make the offer or solicitation in such jurisdiction. The distribution of this Base Offering Memorandum and the offer or sale of Certificates may be restricted by law in certain jurisdictions. The Trustee, the Obligor, the Arranger, the Dealers and the Delegate do not represent that this Base Offering Memorandum may be lawfully distributed, or that any Certificates may be lawfully offered, in compliance with any applicable registration or other requirements in any such jurisdiction, or pursuant to an exemption available thereunder, or assume any responsibility for facilitating any such distribution or offering. In particular, no action has been taken by the Trustee, the Obligor, the Arranger, the Dealers or the Delegate which is intended to permit a public offering of any Certificates or distribution of this Base Offering Memorandum in any jurisdiction where action for that purpose is required. Accordingly, no Certificates may be offered or sold, directly or indirectly, and neither this Base Offering Memorandum nor any advertisement or other offering material may be distributed or published in any jurisdiction, except under circumstances that will result in compliance with any applicable laws and regulations. Persons into whose possession this Base Offering Memorandum or any Certificates may come must inform themselves about, and observe, any such restrictions on the distribution of this Base Offering Memorandum and the offering and sale of Certificates. In particular, there are restrictions on the distribution of this Base Offering Memorandum and the offer or sale of Certificates in the United States, the EEA, the UK, the UAE (excluding the Abu Dhabi Global Market (the ADGM) and the Dubai International Financial Centre (the DIFC)), the ADGM, the DIFC, the Kingdom of Saudi Arabia, the Kingdom of Bahrain, the State of Qatar (including the Qatar Financial Centre), the State of Kuwait, Switzerland, Japan, Hong Kong, Singapore and Malaysia, see "*Transfer Restrictions*" and "*Subscription and Sale*".

The Certificates may not be a suitable investment for all investors. Each prospective investor in the Certificates must determine the suitability of that investment in light of its own circumstances. In particular, each prospective investor may wish to consider, either on its own or with the help of its financial and other professional advisers, whether it:

(a) has sufficient knowledge and experience to make a meaningful evaluation of the Certificates, the merits and risks of investing in the Certificates and the information contained in this Base Offering Memorandum or any applicable supplement;

(b) has access to, and knowledge of, appropriate analytical tools to evaluate, in the context of its particular financial situation, an investment in the Certificates and the impact the Certificates will have on its overall investment portfolio;

(c) **has sufficient financial resources and liquidity to bear all of the risks of an investment in the Certificates, including where the currency for principal or profit payments is different from the prospective investor's currency;**

(d) **understands thoroughly the terms of the Certificates and is familiar with the behaviour of any relevant indices and financial markets;**

(e) **is to evaluate (either alone or with the help of a financial adviser) possible scenarios for economic and other factors that may affect its investment and its ability to bear the applicable risks; and**

(f) **be able to evaluate the compliance of the Certificates with *Shari'a* principles (including, without limitation, their individual standards of compliance relating thereto).**

EACH PROSPECTIVE INVESTOR IS ADVISED TO CONSULT ITS OWN TAX ADVISER, LEGAL ADVISER, BUSINESS ADVISER AND *SHARI'A* ADVISER AS TO TAX, LEGAL, BUSINESS, *SHARI'A* AND RELATED MATTERS CONCERNING THE PURCHASE OF ANY CERTIFICATES.

Some Certificates are complex financial instruments. Sophisticated institutional investors generally do not purchase complex financial instruments as stand-alone investments. They purchase complex financial instruments as a way to reduce risk or enhance yield with an understood, measured and appropriate addition of risk to their overall investment portfolios. A prospective investor should not invest in Certificates which are complex financial instruments unless it has the expertise (either alone or with the help of a financial adviser) to evaluate how the Certificates will perform under changing conditions, the resulting effects on the value of the Certificates and the impact this investment will have on the potential investor's overall investment portfolio.

The investment activities of certain investors are subject to investment laws and regulations, or the review of such laws and regulations by certain governmental or regulatory authorities. Each prospective investor should consult its legal and tax advisers to determine whether and to what extent: (i) the Certificates constitute legal investments for it; (ii) the Certificates can be used as collateral for various types of financing; and (iii) other restrictions apply to any purchase or pledge of any Certificates by the investor. Financial institutions should consult their legal advisers or the appropriate regulators to determine the appropriate treatment of Certificates under any applicable risk-based capital or similar rules and regulations.

Any non-*Shari'a* compliant terminology used in this Base Offering Memorandum describes the business, operations and/or financial condition of the Obligor and falls outside the scope of the Certificates and the Transaction Documents and accordingly, does not impact the *Shari'a* compliant nature of Certificates or the Transaction Documents.

MIFID II PRODUCT GOVERNANCE / TARGET MARKET

The applicable Pricing Supplement may include a legend entitled "MiFID II product governance" which will outline the target market assessment in respect of the Certificates and which channels for distribution of the Certificates are appropriate. Any person subsequently offering, selling or recommending the Certificates (a distributor) should take into consideration the target market assessment; however, a distributor subject to MiFID II is responsible for undertaking its own target market assessment in respect of the Certificates (by either adopting or refining the target market assessment) and determining appropriate distribution channels.

A determination will be made in relation to each issue about whether, for the purpose of the MiFID Product Governance rules under EU Delegated Directive 2017/593 (the MiFID Product Governance Rules), any Dealer subscribing for any Certificates is a manufacturer in respect of such Certificates, but otherwise

neither the Arranger nor the Dealers nor any of their respective affiliates will be a manufacturer for the purpose of the MiFID Product Governance Rules.

UK MIFIR PRODUCT GOVERNANCE / TARGET MARKET

The applicable Pricing Supplement may include a legend entitled "UK MiFIR Product Governance" which will outline the target market assessment in respect of the Certificates and which channels for distribution of the Certificates are appropriate. Any distributor should take into consideration the target market assessment; however, a distributor subject to the FCA Handbook Product Intervention and Product Governance Sourcebook (the UK MiFIR Product Governance Rules) is responsible for undertaking its own target market assessment in respect of the Certificates (by either adopting or refining the target market assessment) and determining appropriate distribution channels.

A determination will be made in relation to each issue about whether, for the purpose of the UK MiFIR Product Governance Rules, any Dealer subscribing for any Certificates is a manufacturer in respect of such Certificates, but otherwise neither the Arranger nor the Dealers nor any of their respective affiliates will be a manufacturer for the purpose of the UK MiFIR Product Governance Rules.

U.S. INFORMATION

This Base Offering Memorandum is being submitted on a confidential basis in the United States to a limited number of QIBs that are also QPs for informational use solely in connection with the consideration of the purchase of Certificates being offered hereby. Its use for any other purpose in the United States is not authorised. It may not be copied or reproduced in whole or in part nor may it be distributed or any of its contents disclosed to anyone other than the prospective investors to whom it is originally submitted.

The Certificates have not been and will not be registered under the Securities Act or with any securities regulatory authority of any state or other jurisdiction of the United States. The Certificates may not be offered or sold within the United States or to or for the account or benefit of U.S. persons except in transactions exempt from, or not subject to, the registration requirements of the Securities Act and any applicable securities law of any state or other jurisdiction of the United States.

Neither the Trustee nor the Obligor has been or will be registered as an investment company in the United States under the Investment Company Act.

The Certificates are being offered and sold outside the United States to non-U.S. persons in reliance on Regulation S. Certificates may only be offered or sold in the United States, or to or for the account or benefit of U.S. persons, in private transactions to persons who are QIBs that are also QPs in transactions exempt from registration under the Securities Act. Each subsequent U.S. purchaser of Certificates sold in reliance on Rule 144A is hereby notified that the offer and sale of any Certificates to it may be made in reliance upon the exemption from the registration requirements of the Securities Act provided by Rule 144A. Prospective purchasers are hereby notified that (a) sellers of the Certificates may be relying on the exemption from the provisions of Section 5 of the Securities Act provided by Rule 144A; and (b) the Trustee and the Obligor will not be registered under, and purchases of the Certificates will not be entitled to the benefit of, the Investment Company Act.

THE CERTIFICATES HAVE NOT BEEN APPROVED OR DISAPPROVED BY THE U.S. SECURITIES AND EXCHANGE COMMISSION (THE SEC), ANY STATE SECURITIES COMMISSION IN THE UNITED STATES OR ANY OTHER U.S. REGULATORY AUTHORITY, NOR HAVE ANY OF THE FOREGOING AUTHORITIES PASSED UPON OR ENDORSED THE MERITS OF THE CERTIFICATES OR THE ACCURACY OR THE ADEQUACY OF THIS BASE OFFERING MEMORANDUM. ANY REPRESENTATION TO THE CONTRARY IS A CRIMINAL OFFENCE IN THE UNITED STATES.

VOLCKER RULE

The Volcker Rule, which became effective on 1 April 2014, but was subject to a conformance period for certain entities that concluded on 21 July 2015, generally prohibits "banking entities" (which is broadly defined to include U.S. banks and bank holding companies and many non-U.S. banking entities, together with their respective subsidiaries and other affiliates) from: (a) engaging in proprietary trading; (b) acquiring or retaining an ownership interest in or sponsoring a "covered fund"; and (c) entering into certain relationships with "covered funds". The general effects of the Volcker Rule remain uncertain; any prospective investor in the Certificates and any entity that is a "banking entity" as defined under the Volcker Rule which is considering an investment in the Certificates should consult its own legal advisers and consider the potential impact of the Volcker Rule in respect of such investment. If investment by "banking entities" in the Certificates is prohibited or restricted by the Volcker Rule, this could impair the marketability and liquidity of such Certificates. No assurance can be made as to the effect of the Volcker Rule on the ability of certain investors subject thereto to acquire or retain an interest in the Certificates, and accordingly none of the Trustee, the Obligor, the Arranger, the Dealers, the Delegate or the Agents, or any of their respective affiliates makes any representation regarding: (i) the status of the Trustee under the Volcker Rule (including whether it is a "covered fund" for their purposes); or (ii) the ability of any purchaser to acquire or hold the Certificates, now or at any time in the future. Any prospective investors in the Certificates should consult its own legal advisers regarding such matters and other effects of the Volcker Rule.

AVAILABLE INFORMATION

To permit compliance with Rule 144A in connection with any resales or other transfers of Certificates that are "restricted securities" within the meaning of Rule 144(a)(3) of the Securities Act, each of the Trustee and the Obligor has undertaken in the Master Declaration of Trust to furnish, upon the request of a Certificateholder of such Certificates or any beneficial interest therein, to such Certificateholder or to a prospective purchaser designated by such Certificateholder or beneficial owner, the information specified in, and meeting the requirements of, Rule 144A(d)(4) under the Securities Act if, at the time of the request, any of the Certificates remain outstanding as "restricted securities" within the meaning of Rule 144(a)(3) of the Securities Act and the Trustee and the Obligor are neither subject to Section 13 or 15(d) of the U.S. Securities Exchange Act of 1934, as amended (the Exchange Act) nor exempt from reporting requirements pursuant to Rule 12g3-2(b) under the Exchange Act.

SERVICE OF PROCESS AND ENFORCEMENT OF CIVIL LIABILITIES

The Trustee is a private company limited by shares incorporated in the ADGM and the Obligor is a restricted scope company incorporated in the ADGM. All or a substantial portion of the assets of the Trustee and the Obligor are located outside the United States. As a result, it may not be possible for investors to effect service of process within the United States upon the Trustee or the Obligor or to enforce judgments against either of them obtained in United States courts, including judgments predicated upon civil liability provisions of the United States federal securities laws or the securities laws of any State or territory within the United States.

The Certificates and certain Transaction Documents are governed by English law and disputes in respect thereof may be settled under the Arbitration Rules of the International Chamber of Commerce in London, England. Investors may have difficulties in enforcing any arbitral awards against the Trustee or the Obligor in the courts of the ADGM. See "*Risk Factors—Risk Factors relating to Enforcement*".

NOTIFICATION UNDER SECTION 309B(1)(C) OF THE SECURITIES AND FUTURES ACT 2001 OF SINGAPORE, AS MODIFIED OR AMENDED FROM TIME TO TIME

Unless otherwise stated in the applicable Pricing Supplement all Certificates issued or to be issued under the Programme shall be prescribed capital markets products (as defined in the Securities and Futures (Capital Markets

Products) Regulations 2018) and Excluded Investment Products (as defined in the Singapore Monetary Authority (the **MAS**) Notice SFA 04-N12: Notice on the Sale of Investment Products and MAS Notice FAA-N16: Notice on Recommendations on Investment Products).

NOTICE TO THE RESIDENTS OF THE UNITED KINGDOM

Any Certificates to be issued under the Programme which do not constitute "alternative finance investment bonds" (**AFIBs**) within the meaning of Article 77A of the Financial Services and Markets Act 2000 (Regulated Activities) (Amendment) Order 2010 will represent interests in a collective investment scheme (as defined in the FSMA) which has not been authorised, recognised or otherwise approved by the FCA. Accordingly, this Base Offering Memorandum is not being distributed to, and must not be passed on to, the general public in the UK.

The distribution in the UK of this Base Offering Memorandum or any applicable Pricing Supplement and any other marketing materials relating to the Certificates is being addressed to, or directed at: (a) if the distribution of the Certificates (whether or not such Certificates are AFIBs) is being effected by a person who is not an authorised person under the FSMA, only the following persons: (i) persons who are Investment Professionals as defined in Article 19(5) of the Financial Services and Markets Act 2000 (Financial Promotion) Order 2005 (the **Financial Promotion Order**); (ii) persons falling within any of the categories of persons described in Article 49 (*High net worth companies, unincorporated associations, etc.*) of the Financial Promotion Order; and (iii) any other person to whom it may otherwise lawfully be made in accordance with the Financial Promotion Order; and (b) if the Certificates are not AFIBs and the distribution is effected by a person who is an authorised person under the FSMA, only the following persons: (i) persons falling within one of the categories of Investment Professional as defined in Article 14(5) of the Financial Services and Markets Act 2000 (Promotion of Collective Investment Schemes) (Exemptions) Order 2001 (the **Promotion of CISs Order**); (ii) persons falling within any of the categories of person described in Article 22 (*High net worth companies, unincorporated associations, etc.*) of the Promotion of CISs Order; and (iii) any other person to whom it may otherwise lawfully be promoted. Persons of any other description in the UK may not receive and should not act or rely on this Base Offering Memorandum or any applicable Pricing Supplement or any other marketing materials in relation to any Certificates.

Prospective investors in the UK in any Certificates are advised that all, or most, of the protections afforded by the UK regulatory system will not apply to an investment in such Certificates and that compensation will not be available under the UK Financial Services Compensation Scheme.

Any prospective investor intending to invest in any investment described in this Base Offering Memorandum should consult its professional adviser and ensure that it fully understands all the risks associated with making such an investment and that it has sufficient financial resources to sustain any loss that may arise from such investment.

NOTICE TO THE RESIDENTS OF THE KINGDOM OF BAHRAIN

In relation to investors in the Kingdom of Bahrain (**Bahrain**), Certificates issued in connection with this Base Offering Memorandum and related offering documents may only be offered in registered form to existing accountholders and accredited investors as defined by the Central Bank of Bahrain (the **CBB**) in Bahrain where such investors make a minimum investment of at least US$100,000 or any equivalent amount in another currency or such other amount as the CBB may determine.

This Base Offering Memorandum does not constitute an offer of securities in Bahrain pursuant to the terms of Article (81) of the Central Bank and Financial Institutions Law 2006 (decree Law No. 64 of 2006). This Base Offering Memorandum and related offering documents have not been and will not be registered as a prospectus with the CBB. Accordingly, no Certificates may be offered, sold or made the subject of an invitation for subscription or purchase, nor will this Base Offering Memorandum or any other related document or material be used in connection with any offer, sale or invitation to subscribe or purchase Certificates, whether directly or indirectly, to persons in Bahrain, other than to accredited investors for an offer outside Bahrain.

The CBB has not reviewed, approved or registered this Base Offering Memorandum or related offering documents and it has not in any way considered the merits of the Certificates to be offered for investment, whether in or outside Bahrain. Therefore, the CBB assumes no responsibility for the accuracy and completeness of the statements and information contained in this Base Offering Memorandum and expressly disclaims any liability whatsoever for any loss howsoever arising from reliance upon the whole or any part of the content of this Base Offering Memorandum. No offer of Certificates will be made to the public in Bahrain, and this Base Offering Memorandum must be read by the addressee only and must not be issued, passed to, or made available to the public generally.

NOTICE TO THE RESIDENTS OF QATAR

The Certificates have not been and will not be offered, sold or delivered at any time, directly or indirectly, in the State of Qatar (**Qatar**) (including the Qatar Financial Centre), in a manner that would constitute a public offering. This Base Offering Memorandum has not been and will not be reviewed or approved by or registered with the Qatar Central Bank, the Qatar Financial Markets Authority, the Qatar Financial Centre Regulatory Authority or the Qatar Stock Exchange (the **QSE**) in accordance with their regulations or any other regulations in Qatar (including the Qatar Financial Centre). The Certificates are not and will not be traded on the QSE. The Certificates and interests therein will not be offered to investors domiciled or resident in Qatar and do not constitute an issue of bonds by a Qatari company under the Qatar Commercial Companies Law No. (11) of 2015 or otherwise under the laws of Qatar.

NOTICE TO THE RESIDENTS OF THE KINGDOM OF SAUDI ARABIA

This document may not be distributed in the Kingdom of Saudi Arabia except to such persons as are permitted under the Rules on the Offer of Securities and Continuing Obligations issued by the Saudi Arabian Capital Market Authority (the **Capital Market Authority**).

The Capital Market Authority does not make any representation as to the accuracy or completeness of this document, and expressly disclaims any liability whatsoever for any loss arising from, or incurred in reliance upon, any part of this document. Prospective purchasers of the securities offered hereby should conduct their own due diligence on the accuracy of the information relating to the securities. If you do not understand the contents of this document, you should consult an authorised financial advisor.

NOTICE TO THE RESIDENTS OF MALAYSIA

Any Certificates to be issued under the Programme may not be offered for subscription or purchase and no invitation to subscribe for or purchase such Certificates in Malaysia may be made, directly or indirectly, and this Base Offering Memorandum or any document or other materials in connection therewith may not be distributed in Malaysia other than to persons falling within the categories of person set out in Schedule 6 or Section 229(1)(b), Schedule 7 or Section 230(1)(b) and Schedule 8 or Section 257(3), read together with Schedule 9 or Section 257(3), of the Capital Market and Services Act 2007 of Malaysia as may be amended and/or varied from time to time and subject to any amendments to the applicable laws from time to time.

The Securities Commission of Malaysia shall not be liable for any non-disclosure on the part of the Trustee or the Obligor and assumes no responsibility for the correctness of any statements made or opinions or reports expressed in this Base Offering Memorandum.

PRESENTATION OF FINANCIAL, RESERVES AND CERTAIN OTHER INFORMATION

CERTAIN TERMS

See Appendix A for a glossary of defined terms used in this Base Offering Memorandum and see Appendix B for a glossary of measurement and technical terms used in this Base Offering Memorandum.

Further, references to **ADNOC** herein are to Abu Dhabi National Oil Company (ADNOC) P.J.S.C., a company duly established and existing under Law No. 7 of 1971 of Abu Dhabi (as amended) and subsequently reorganised under Law No. 17 of 2021. References to the **ADNOC Group** are to ADNOC together with its consolidated subsidiaries, and where the context requires, its joint operations, joint ventures and associates.

Certain figures and percentages included in this Base Offering Memorandum have been subject to rounding adjustments. Accordingly, figures shown in the same category presented in different tables may vary and figures shown as totals in certain tables may not be an arithmetic aggregation of the figures which precede them.

FINANCIAL INFORMATION

This Base Offering Memorandum includes the Company's Annual Financial Statements. The Company's Annual Financial Statements have been prepared in accordance with International Financial Reporting Standards (**IFRS**) as issued by the International Accounting Standards Board and the Companies Regulations 2020 of the Abu Dhabi Global Market (**ADGM**).

The Company's Annual Financial Statements have been audited by EY as stated in their reports included elsewhere in this Base Offering Memorandum. See the Company's Annual Financial Statements (and related notes), appearing elsewhere in this Base Offering Memorandum, as well as "*Operating and Financial Review*".

CERTAIN RESERVES AND PRODUCTION INFORMATION

All natural resources within Abu Dhabi, including hydrocarbons, are owned by the Emirate of Abu Dhabi. Through the ADCO Concession, the Al Dhafra Concession and the Al Yasat Concession, the Supreme Petroleum Council (now the Supreme Council for Financial and Economic Affairs (the **SCFEA**)) granted, in each case to ADNOC and certain International Companies, the exclusive right to explore, develop and produce hydrocarbon resources in specified fields through individual operating companies: ADNOC Onshore, Al Dhafra and Al Yasat, respectively. See "*Description of the Company—Description of the Onshore Concessions and the Onshore Operating Companies*". Unless otherwise indicated, any reference in this Base Offering Memorandum to reserves of crude oil, natural gas or other hydrocarbons are reserves owned by the Emirate of Abu Dhabi that ADNOC and the International Companies have the right to operate and develop through their jointly appointed operating companies.

The Onshore Concessions comprise several fields that ADNOC estimates collectively contain more than 90 billion barrels in place of Murban crude oil. The total remaining gross producible resources in the Onshore Concessions have been estimated by ADNOC at more than 30.1 billion barrels, of which up to 22.6 billion barrels are reserves.

In this Base Offering Memorandum,

- "contingent resources" are those quantities of petroleum best estimated, as of a given date, to be potentially recoverable from known accumulations by application of development projects, but which are not currently considered to be commercially recoverable owing to one or more contingencies.

- "reserves" are those additional reserves which analysis of geoscience and engineering data indicate are less likely to be recovered than "proved reserves" but more certain to be recovered than "possible reserves". It is equally likely that actual remaining quantities recovered will be greater than or less than the sum of the estimated "proved" plus "probable reserves" (together with "proved" reserves, **2P**). In this context, when probabilistic methods are used, there should be at least a fifty (50%) per cent. probability that the actual quantities recovered will equal or exceed the 2P estimate.

From 2011 to 2021, ADNOC's share of the Onshore Operating Companies' production of Murban crude oil was approximately one (1) million barrels per day on average, with the remaining production allocated to International Companies. ADNOC estimates based on remaining gross producible resources that the Onshore Concessions have a remaining production life of approximately 50 (fifty) years. More than ninety-five per cent. (95%) of all

Murban crude oil currently produced from the Onshore Concessions is from the ADCO Concession, which expires in 2054.

ADNOC's reserves estimates conform to the SPE-PRMS definitions and guidelines, which is the internationally recognised industry standard sponsored by the Society of Petroleum Engineers, the American Association of Petroleum Geologists, the World Petroleum Council, the Society of Petroleum Evaluation Engineers, the Society of Exploration Geophysicists, the Society of Petrophysicists and Well Log Analysts and the European Association of Geoscientists and Engineers. To estimate or update ADNOC's reserve estimates, ADNOC's upstream segment employees responsible for reserves calculations perform technical analyses that are reviewed internally by progressively higher levels of management until finalised at year-end. ADNOC annually updates its estimates as it acquires and interprets new data. For reservoirs that have been producing and have established certain performance trends, ADNOC is typically able to reliably forecast the reservoir's future production. For reservoirs that have little to no production history and new discoveries, ADNOC undertakes further analysis in addition to multidisciplinary evaluation to formulate production forecasts.

ADNOC retained independent petroleum consultants Ryder Scott and Degolyer and MacNaughton to independently evaluate reservoirs that collectively accounted for approximately eighty-three (83%) of the Onshore Concessions' reserves and contingent resources. ADNOC chose this scope because of the overall scale of the Onshore Concessions' reserves and the concentration of deposits in the major reservoirs that were assessed. Further independent assessment of the Onshore Concessions' smaller reservoirs would not have meaningfully impacted the results of the evaluation. A copy of the Ryder Scott and Degolyer and MacNaughton full competent person's reports, which describe their respective procedures, conclusions and assumptions, appear as Appendices C and D to this Base Offering Memorandum.

This Base Offering Memorandum contains reports attributed to Ryder Scott as an expert located at Ryder Scott Company, L.P., 1100 Louisiana, Suite 4600, Houston, Texas 77002, United States of America and Degolyer and MacNaughton as an expert located at 5001 Spring Valley Road, Suite 800 East, Dallas, Texas 75244, United States of America. The qualifications of Ryder Scott and Degolyer and MacNaughton are as stated in the applicable report attached to this Base Offering Memorandum. Neither Ryder Scott nor Degolyer and MacNaughton has any interest in the Company. Each such report was produced for and included in this Base Offering Memorandum at ADNOC's request, in the form and context in which it is included and with the consent of Ryder Scott and Degolyer and MacNaughton, as applicable, who have each authorised the inclusion of their respective reports in this Base Offering Memorandum. To the best of the knowledge and belief of Ryder Scott (having taken all reasonable care to ensure that such is the case) the information contained in the Ryder Scott report is in accordance with the facts and does not omit anything likely to affect the import of such information. Ryder Scott accepts responsibility for the information contained in the Ryder Scott report, subject to the assumptions and limitations set out in such report. To the best of the knowledge and belief of Degolyer and MacNaughton (having taken all reasonable care to ensure that such is the case) the information contained in the Degolyer and MacNaughton report is in accordance with the facts and does not omit anything likely to affect the import of such information. Degolyer and MacNaughton accepts responsibility for the information contained in the Degolyer and MacNaughton report, subject to the assumptions and limitations set out in such report.

While the reserves estimates included in Appendices C and D include associated natural gas from the Onshore Concessions, ADNOC has not assigned to the Company any of ADNOC's rights to receive natural gas (including any associated natural gas).

The respective technical personnel responsible for preparing the certification of the reserve estimates at Ryder Scott and Degolyer and MacNaughton meet the requirements regarding qualifications, independence, objectivity and confidentiality set forth by the Society of Petroleum Engineers. Both Ryder Scott and Degolyer and MacNaughton are independent consultancy firms and do not own an interest in ADNOC's or the Company's properties and neither is employed on a contingent fee basis.

While both the Ryder Scott and Degolyer and MacNaughton full competent person’s reports adhere to SPE-PRMS, the reports use differing assumptions and methodologies, notably including those that impact the

evaluation of the Onshore Concession's reserves and resources. As such, prospective investors should thoroughly review both the Ryder Scott and Degolyer and MacNaughton full competent person's reports for a comprehensive understanding of each report's procedures, conclusions and assumptions.

Reserve estimation is an inherently complex process that principally relies on a combination of knowledge, experience and judgment. The accuracy of any reserve estimate is a function of a number of variable factors and assumptions, many of which are beyond ADNOC's and the Company's control. Therefore, the reserves information in this Base Offering Memorandum represent only estimates. In addition, results of drilling, testing and production subsequent to the date of an estimate may justify revising the original estimate. Accordingly, due to the inherent uncertainties and the necessarily limited nature of reservoir data and the inherently imprecise nature of reserve estimates, the initial reserve estimates may differ from the quantities of oil that are ultimately recovered. The meaningfulness of such estimates depends primarily on the accuracy of the assumptions upon which they were based. Thus, investors should not place undue reliance on the Company's or ADNOC's ability to predict actual reserves or on comparisons of similar reports concerning other companies. In addition, except to the extent that ADNOC conducts successful exploration and development activities, or both, ADNOC's reserves will decline as reserves are produced. For more information, see "*Description of the Company—Description of the Onshore Concessions and the Onshore Operating Companies*".

INDUSTRY AND OTHER INFORMATION

This Base Offering Memorandum refers to information regarding the industry and the marketplaces in which ADNOC and the Company operate and compete. ADNOC and the Company commissioned Wood Mackenzie (the **Industry Consultant**) to prepare information for this Base Offering Memorandum. The Industry Consultant's report is set out in Appendix E.

This Base Offering Memorandum contains a report attributed to the Industry Consultant as an expert located at Level 36, Tower 3, Etihad Towers, West Corniche, Al Khubeirah, Abu Dhabi, UAE, P.O. Box 28686. The Industry Consultant is an internationally recognised provider of independent analysis and insight on the energy industry having produced more than 13,500 reports, with over 650 subject matter experts globally and over 80 tools or models providing insight on the energy sector. The Industry Consultant has no material interest in the Company. Such report was produced for and included in this Base Offering Memorandum at ADNOC's request, in the form and context in which it is included and with the consent of the Industry Consultant who has authorised the inclusion of such report to this Base Offering Memorandum. To the best of the knowledge and belief of the Industry Consultant (having taken all reasonable care to ensure that such is the case) the information contained in the Industry Consultant's report is in accordance with the facts and does not omit anything likely to affect the import of such information. The Industry Consultant accepts responsibility for the information contained in the Industry Consultant's report.

Certain economic and industry data and forecasts used in this Base Offering Memorandum were obtained from surveys, market research, governmental and other publicly available information, independent industry publications and reports or other information prepared by industry consultants, including the information prepared for ADNOC and the Company by the Industry Consultant. These generally state that the information contained therein has been obtained from sources believed to be reliable, but that the accuracy and completeness of such information is not guaranteed. Neither ADNOC nor the Company has independently verified them and cannot guarantee their accuracy or completeness. Forecasts and other forward-looking information obtained from these sources are subject to the same qualifications and uncertainties as the other forward-looking statements in this Base Offering Memorandum.

Elsewhere in this Base Offering Memorandum, statements regarding the oil and gas industry and the Company's and ADNOC's position in the industry are not based on published statistical data or information obtained from independent third parties, but are based solely on ADNOC's experience, its internal studies and estimates and its own investigation of industry conditions.

CURRENCIES AND EXCHANGE RATES

All references in this Base Offering Memorandum to:

- **Dirham** and **AED** are to the United Arab Emirates Dirham, the legal currency of the UAE;
- **Euro** and **€** are to the currency introduced at the start of the third stage of European Economic and Monetary Union pursuant to the Treaty establishing the European Community, as amended;
- **Pounds Sterling** and **£** are to Pounds Sterling, the legal currency of the United Kingdom; and
- **U.S. Dollar**, **$** and **USD** are to the United States Dollar, the legal currency of the United States.

For all periods presented in this Base Offering Memorandum, the Dirham has been pegged to the U.S. Dollar at a fixed exchange rate of AED 3.673 = USD 1.00. In cases where amounts included in this Base Offering Memorandum were converted from Dirhams into U.S. Dollars, this fixed exchange rate has been used. No representation is made that Dirham amounts referred to could have been or could be converted into U.S. Dollars at any particular rate on any date.

FORWARD-LOOKING STATEMENTS

This Base Offering Memorandum, any supplement hereto and any Pricing Supplement may contain certain forward-looking statements with respect to the financial condition, results of operations and business of the Company and certain of the plans, intentions, expectations, assumptions, goals and beliefs of the Company regarding such items. These statements include all matters that are not historical fact and generally, but not always, may be identified by the use of words such as "believes", "expects", "are expected to", "anticipates", "intends", "estimates", "should", "will", "shall", "may", "is likely to", "plans" or similar expressions, including variations and the negatives thereof or comparable terminology.

Prospective investors should be aware that forward-looking statements are not guarantees of future performance and that the Company's actual results of operations and financial condition and the development of the industries in which it operates may differ significantly from those made in or suggested by these forward-looking statements. In addition, even if the Company's results of operations, financial condition and business and the development of the industries in which it operates are consistent with these forward-looking statements, those results or developments may not be indicative of results or developments in subsequent periods.

Factors that could cause actual results to differ materially from the Company's expectations are contained in cautionary statements in this Base Offering Memorandum and include, among other things, the following:

- crude oil supply, demand and price fluctuations;
- global economic market conditions;
- competition in the industries in which the Company operates;
- risks related to operating in a regulated industry and changes to oil, gas, environmental or other regulations that impact the industries in which the Company operates;
- international trade litigation, disputes or agreements;
- the Company's exposure to interest rate risk and foreign exchange risk; and
- political and social instability and unrest and actual or potential armed conflicts in the MENA region and other areas.

See "*Risk Factors*" for a more complete discussion of the factors that could affect the Company's future performance and the industries in which it operates. In light of these risks, uncertainties and assumptions, the forward-looking events described in this Base Offering Memorandum, any supplement hereto and any Pricing Supplement may not occur.

The Company undertakes no obligation to update or revise any forward-looking statement, whether as a result of new information, future events or otherwise. All subsequent written and oral forward-looking statements attributable to the Company or to persons acting on its behalf are expressly qualified in their entirety by the cautionary statements referred to above and contained elsewhere in this Base Offering Memorandum, any supplement hereto and any Pricing Supplement.

STABILISATION

In connection with the issue of any Series, the relevant Dealer named as the stabilisation manager(s) (the Stabilisation Manager(s)) (or any person acting on behalf of any Stabilisation Manager(s)) in the applicable Pricing Supplement may effect transactions with a view to supporting the market price of the Certificates at a level higher than that which might otherwise prevail. However, stabilisation may not necessarily occur. Any stabilisation action may begin on or after the Issue Date and, if begun, may be ended at any time, but it must cease no later than the earlier of 30 days after the issue date of the relevant Series and 60 days after the date of the allotment of the relevant Series. Any stabilisation action must be conducted by the relevant Stabilisation Manager(s) (or any person acting on behalf of any Stabilisation Manager(s)) in accordance with all applicable laws and rules.

CONTENTS

Page

Risk Factors 1

Overview 20

Overview of the Programme 30

Structure Diagram and Cashflows 39

Form of the Certificates 42

Form of Pricing Supplement 45

Terms and Conditions of the Certificates 51

Use of Proceeds 85

Description of the Trustee 86

Capitalisation 88

Selected Financial and Other Information 89

Operating and Financial Review 94

Regulation 102

Description of the Company 105

Description of ADNOC 111

Material Agreements 132

Management 141

Related Party Transactions 143

Overview of the UAE and Abu Dhabi 144

Summary of the Principal Transaction Documents 152

Clearing and Settlement 168

Taxation 173

Certain ERISA and Related Considerations 181

Transfer Restrictions 183

Subscription and Sale 188

General Information 195

Appendix A – Glossary of Defined Terms 198

Appendix B – Glossary of Measurement and Technical Terms 202

Appendix C – Ryder Scott Reserves Consultant Report C-1

Appendix D – Degolyer and MacNaughton Reserves Consultant Report D-1

Appendix E – Industry Consultant Report E-1

Index to the Financial Statements F-1

RISK FACTORS

Each of the Trustee and the Obligor believes that the following factors may affect its ability to fulfil its obligations relating to Certificates issued under the Programme.

In addition, factors that are material for the purpose of assessing the market risks associated with Certificates issued under the Programme are also described below.

If any of the risks described below actually materialise, the Trustee, the Obligor and/or the Obligor's business, results of operations, financial condition and/or prospects could be materially adversely affected which, in turn, could adversely affect the Trustee's ability to make payments of Periodic Distribution Amounts, Dissolution Amounts or other amounts on or in connection with any Certificates or in respect of the relevant Dissolution Amounts or other amounts on or in connection with any Certificates. If that were to happen, the trading price of the Certificates could decline and investors could lose all or part of their investment. Additional risks and uncertainties not currently known to the Trustee or the Obligor or that the Trustee and the Obligor currently deems immaterial may also materially and adversely affect the Trustee and/or the Obligor and the trading price of the Certificates.

Prospective investors should also read the detailed information set out elsewhere in this Base Offering Memorandum and reach their own views prior to making any investment decision. Words and expressions defined elsewhere in this Base Offering Memorandum shall have the same meanings in this section.

FACTORS THAT MAY AFFECT THE TRUSTEE'S ABILITY TO FULFIL ITS OBLIGATIONS UNDER OR IN CONNECTION WITH CERTIFICATES ISSUED UNDER THE PROGRAMME

The Trustee is a private company limited by shares incorporated under the laws of the ADGM on 7 January 2025 and has no operating history. As at the date of this Base Offering Memorandum, the Trustee has not engaged, and will not engage, in any business activity other than the issuance of Certificates under the Programme, the acquisition of the Trust Assets as described herein, acting in the capacity as Trustee and other activities incidental or related to the foregoing as required under the Transaction Documents.

The Certificates represent limited recourse obligations of the Trustee and the recourse of the Certificateholders against the Trustee in relation to the Certificates is limited to the Trust Assets and the proceeds from the Trust Assets.

The Trustee's only material assets, which will be held on trust for Certificateholders, will be the Trust Assets, including the right to receive amounts paid by the Obligor under the Transaction Documents to which it is a party. Therefore, the Trustee is subject to all the risks to which the Obligor is subject to the extent that such risks could limit its ability to satisfy in full and on a timely basis its obligations under the Transaction Documents to which it is a party. The ability of the Trustee to pay amounts due on the Certificates will be dependent upon receipt by the Trustee from the Obligor of amounts to be paid under the Transaction Documents to which it is a party (which in aggregate may not be sufficient to meet all claims under the Certificates and the Transaction Documents). See "—*Factors that may affect the Company's ability to fulfil its obligations under the Transaction Documents*".

FACTORS THAT MAY AFFECT THE COMPANY'S ABILITY TO FULFIL ITS OBLIGATIONS UNDER THE TRANSACTION DOCUMENTS

Risk factors relating to the Company, the Onshore Operating Companies and the Onshore Concessions

The Company is a restricted scope company with limited management resources

The Company is a restricted scope company incorporated on 19 August 2021 and had limited corporate and operating activity until 1 January 2022. In addition, the Company's management is conducted by a board of

directors, with no full-time employees. Accordingly, the Company may be unable to successfully identify and address all risks and difficulties and to successfully implement its business plan, which could have a material adverse effect on the Company's business, results of operations or financial condition, including on the Company's ability to make payments on the Company's financing (including the Certificates).

The Company is not a diversified company and only has one source of cash flows from operations from its sale of volumes of crude oil produced by the Onshore Operating Companies

The Company generates cash flows from operations solely by taking delivery of crude oil from ADNOC and selling such crude oil to ADNOC or ADNOC Trading Ltd. (**ADNOC Trading**) pursuant to the contractual agreements in place with each of ADNOC and/or ADNOC Trading (as applicable). See "*Material Agreements*". It is unlikely that the Company can generate cash flows from operations from any source other than pursuant to these agreements. If ADNOC fails to deliver or cash-settle the Volume Availability Commitment of Murban crude oil pursuant to the Assignment Agreement, if ADNOC or ADNOC Trading does not pay the Company under the Offtake Agreement or if ADNOC does not (or is not required to) make a termination payment to the Company under the Assignment Agreement, this will have a material adverse effect on the Company's business, results of operations and financial condition, including on the Company's ability to make payments on its financing (including the Certificates). See "*Material Agreements*" for a discussion of the payment provisions of these agreements generally and a discussion of the circumstances under which a termination payment is due from ADNOC under the Assignment Agreement.

In the case of an uncured default by ADNOC under the Assignment Agreement, the Company may be unable to recover sufficient damages from ADNOC to repay the Company's financing obligations (including the Certificates)

The Company generates cash flows from operations solely by taking delivery of crude oil from ADNOC and selling such crude oil to ADNOC or ADNOC Trading pursuant to the contractual agreements in place with each of ADNOC and ADNOC Trading. See "*Material Agreements*". In the event of an uncured default by ADNOC or ADNOC Trading under the Offtake Agreement or ADNOC under the Assignment Agreement, the Company may bring a claim for damages against ADNOC or ADNOC Trading, as applicable. Alternatively, the Company can exercise its right to terminate the Assignment Agreement and will be entitled to a termination payment from ADNOC in accordance with the terms of the Assignment Agreement. See "*Material Agreements*". In respect of claims pursued by the Company, it should be noted that ADNOC is directly wholly owned by the Government of Abu Dhabi and ADNOC Trading is indirectly wholly owned by the Government of Abu Dhabi. In the UAE, there is no written law or regulation concerning any immunity to which government entities are entitled as sovereign entities. However, although government entities can be sued, their assets are not available for attachment. Article 242 of the Federal Decree-Law No. 42 of 2022 (the **Federal Decree-Law No. 42 of 2022**) provides that public assets owned by the UAE or any of the Emirates may not be confiscated, and Article 103 of Federal Law No. (5) of 1985 (UAE Civil Code) provides that all real property and moveables owned by the UAE, or public juridical persons, allocated in fact or in law for the public benefit shall be deemed to be public property and in no circumstances may such property be disposed of or distrained. In addition, Article 2(2) of the UAE Bankruptcy Law states that unless a government-owned entity submits to the UAE Bankruptcy Law (as specified in its articles of association), it is not subject to the provisions of the UAE Bankruptcy Law. As a result, there can therefore be no assurance that any claim for damages against ADNOC or ADNOC Trading for an uncured default will be successful or, if successful, that the Company will be able to recover sufficient amounts from ADNOC or ADNOC Trading to repay the Company's financing obligations (including the Certificates).

ADNOC may sell down or grant security over its interests in the Onshore Operating Companies and the Onshore Concessions

Pursuant to the Assignment Agreement, ADNOC assigned to the Company for thirty (30) years (starting 1 January 2022) one (1) million barrels per day of Murban crude oil (the Volume Availability Commitment) from ADNOC's rights to receive such crude oil barrels produced by the Onshore Operating Companies from the Onshore Concessions. In addition, ADNOC may in the future (at ADNOC's absolute discretion) assign additional volumes

of such crude oil to the Company. ADNOC also commits under the Assignment Agreement not to assign ADNOC's rights to receive ADNOC's share of such crude oil barrels produced by the Onshore Operating Companies from the Onshore Concessions and made available for delivery to ADNOC to any ADNOC Finance Subsidiary. Although, with one minor exception, ADNOC has not held an interest of less than 60% in any of Abu Dhabi's main onshore oil concessions since 1974, ADNOC's undertaking to the Company under the Assignment Agreement will not in any way limit ADNOC's ability to sell, assign or grant security over ADNOC's interests in the Onshore Operating Companies and the Onshore Concessions (subject to obtaining any required regulatory approvals). Any such sale, assignment or grant of security over ADNOC's interests in the Onshore Operating Companies and the Onshore Concessions would reduce ADNOC's share of Murban crude oil barrels produced by the Onshore Operating Companies from the Onshore Concessions, which may consequently reduce the number of crude oil barrels physically delivered to the Company under the Assignment Agreement. Any such sale, assignment or grant of security by ADNOC would not impact ADNOC's obligations to either make physical deliveries in respect of, or cash settle, the Volume Availability Commitment. See "*Material Agreements—Assignment Agreement*".

ADNOC has no obligation to assign in the future rights to receive additional volumes of Murban crude oil over and above the Volume Availability Commitment

Pursuant to the Assignment Agreement, ADNOC assigned to the Company for thirty (30) years (starting 1 January 2022) the Volume Availability Commitment. While the Assignment Agreement allows ADNOC to assign additional volumes of Murban crude oil in the future over and above the Volume Availability Commitment, ADNOC has no legal obligation to do so. Consequently, the Company will have no control over whether it will receive barrels of crude oil in excess of the Volume Availability Commitment and cannot provide any assurance that this will be an additional source of liquidity for the Company.

The interests of ADNOC and the Company may conflict with the interests of the Certificateholders

The Company is wholly owned by ADNOC and there can be no assurance that the interests of ADNOC and the Company will not conflict with the interests of the Certificateholders. ADNOC has the power to, among other things, control the Company's legal and capital structure, its contractual relationships and its day-to-day operations, as well as the ability to appoint and change the Company's board of directors. Furthermore, ADNOC may cause the Company to incur additional liabilities or indebtedness or to pursue transactions that could enhance the value of ADNOC's equity investment, even though those transactions may involve risk to Certificateholders.

The Onshore Operating Companies are exposed to operational factors, risks and hazards that could impact the volumes of crude oil delivered to the Company in any month, which may in turn impact the Company's results of operations

The Onshore Operating Companies are subject to operational risks common in the oil and gas industry, including:

- crude oil or gas spills, pipeline leaks and ruptures, storage tank leaks, and accidents involving explosions;
- fires, blow outs and surface cratering;
- power shortages or failures;
- mechanical or equipment failures;
- pipeline capacity constraints;
- transportation interruptions and accidents;
- natural disasters; and

- chemical spills, discharges or releases of toxic or hazardous substances or gases.

These risks could result in damage to, or destruction of, the Onshore Operating Companies' properties and facilities, death or injury to people and harm to the environment, which could have a significant impact on the Onshore Operating Companies' operations or result in significant liabilities and remediation costs. Such occurrences could also damage the Onshore Operating Companies' reputation, which could have a material adverse effect on their business. Furthermore, the Onshore Operating Companies rely heavily on a cross-country pipeline system and terminal facilities to transport crude oil and products through the UAE. In addition, the Onshore Operating Companies also depend on critical assets to process crude oil. If the Onshore Operating Companies' critical transport systems or processing facilities were subject to a disruption, it could have a material adverse effect on the Onshore Operating Companies' business, financial condition and results of operations.

Any of these events may in turn adversely affect ADNOC's ability to honour its contractual obligations to the Company, which in turn may have a material adverse effect on the Company's business, results of operations and financial condition, including on the Company's ability to make payments on its financing (including the Certificates).

In addition, the Onshore Operating Companies' operations schedules (including the schedule of sale of crude oil to ADNOC's and ADNOC Trading's customers) are interconnected to the broader ADNOC operational network, including upstream field operations, pipelines, port operations and marketing efforts. Consequently, the delivery to, and sale by, the Company of volumes of crude oil are not made on a uniform daily basis. See "*Material Agreements—Assignment Agreement*" for a description of the planning and coordination of delivery of crude oil, the mechanism for measuring the volumes of crude oil delivered by ADNOC and the reconciliation of such volumes delivered against the assigned volumes of crude oil.

Adequate insurance may not be in place to cover all potential losses

The Onshore Operating Companies maintain a range of insurance policies, which indemnify either the relevant policyholder or third parties for loss or damage to assets and any associated liabilities. These insurance policies provide coverage in amounts and on terms that are generally consistent with industry practice. There is, however, no assurance that the Onshore Operating Companies' insurance coverage will continue to be available in the market from either capacity or commercial standpoints. Further, the Onshore Operating Companies could be subject to a material loss to the extent that a claim is made against any Onshore Operating Company which is not covered in whole or in part by insurance and for which third party indemnification is not available.

The Onshore Concessions may not be renewed at the expiry of their terms

Each Onshore Concession was granted to ADNOC and the International Companies by the Supreme Petroleum Council (now the SCFEA) on behalf of the Government of Abu Dhabi for a fixed term. More than ninety-five per cent. (95%) of all current Onshore Concession Murban crude oil is produced from the ADCO Concession (which expires in 2054), with the balance of remaining Murban crude oil being produced from the Al Dhafra and Al Yasat concessions, which expire in 2042 and 2043, respectively. Since 1974 and with one minor exception, ADNOC has not held an interest of less than sixty per cent. (60%) in any of Abu Dhabi's main oil concessions. While the Onshore Concessions do not provide for an automatic renewal right, it is customary for the national oil company to be granted renewals given that ADNOC has unique expertise and has invested significant capital in Abu Dhabi's hydrocarbon production, transportation and oil processing infrastructure. However, ADNOC does not have any control over the decision of the Government of Abu Dhabi to extend or renew any of the Onshore Concessions beyond their scheduled expiry date. If such Onshore Concessions are not renewed, this may have a negative impact on ADNOC's ability to honour its contractual obligations to the Company.

The Company is exposed to changes in the OSP, which is set by reference to the selling price of Murban crude oil at the time of sale and is therefore subject to market volatility and may suffer a sustained drop

The OSP is set by reference to the forward price of Murban crude oil on ICE Futures Abu Dhabi (**IFAD**). International crude oil prices, including the OSP, have fluctuated significantly in the past and may remain volatile. Fluctuations in the price at which the Company is able to sell Murban could cause the Company's results of operations and cash flow to vary significantly. For a discussion of crude oil supply and demand balance, see "*Substantial or extended declines in the prices of crude oil and oil products may have a material adverse effect on Abu Dhabi and ADNOC*" below and the Industry Consultant's report at Appendix E. If there is a sustained drop in the OSP, the amounts payable to the Company under the Offtake Agreement and, in the case of cash settlement by ADNOC, the Assignment Agreement will be reduced and consequently the cashflow of the Company may be significantly impacted, thereby having a material adverse effect on the Company's business, results of operations and financial condition, including on the Company's ability to make payments on its financing (including the Certificates).

Furthermore, pursuant to the terms of the Assignment Agreement, ADNOC provides the Company on a biannual basis with a reconciliation of volumes of crude oil delivered to the Company during that period against the volumes of crude oil assigned for that period. See "*Material Agreements—Assignment Agreement*". As a result of ADNOC's overall operational requirements and/or this biannual reconciliation, ADNOC may deliver less than an average of one million barrels of crude oil per day to the Company in any month, but ADNOC is contractually required to deliver an average of one million barrels of crude oil per day to the Company over the course of each six-month period by making delivery of shortfall volumes or making a cash payment in lieu of such shortfall volumes. To the extent that ADNOC makes delivery of shortfall volumes in any month of a reconciliation period, the OSP applicable to the sale of such shortfall volumes will be the OSP during which delivery of such shortfall volumes actually occurs.

The Company depends on ADNOC to provide the Company with certain services. The failure of ADNOC to provide the Company with these services could adversely affect the Company's ability to manage its business, which could adversely affect its results of operations and financial condition.

ADNOC provides the Company with certain administrative services and other support services. On 15 January 2022, the Company entered into a Corporate Services Agreement with ADNOC to document the provision of such services. If ADNOC were to fail to provide these services, the Company would be required either to contract with another provider of these services, or to develop the capability to perform these services internally, either of which could take a considerable amount of time and increase the Company's costs. Consequently, ADNOC's inability or unwillingness to provide these services to the Company could have a material adverse effect on the Company's business, financial condition and results of operations. See "*Material Agreements—Corporate Services Agreement*".

The Company may in the future be subject to UAE federal corporate income tax

On 9 December 2022, the UAE Ministry of Finance released Federal Decree-Law No. 47 of 2022 on the Taxation of Corporations and Businesses to enact a new corporate tax regime in the UAE. According to the new corporate tax regime, nine per cent. (9%) federal corporate tax is to be applied on the adjusted accounting net profits of a business above AED 375,000, effective for accounting periods beginning on or after 1 June 2023. Companies and branches registered in free zones such as the ADGM may fall into the scope of the corporate tax regime in respect of non-qualifying income and will be subject to a tax return filing. The UAE Federal Tax Authority will be responsible for administering, collecting, and enforcing corporate tax in line with rules and regulations to be issued by the UAE Ministry of Finance. There is an exemption from corporate tax for income derived by companies engaged in an Extractive Business or a Non Extractive Natural Resource Business (as each such term is defined in Federal Decree-Law No. 47 of 2022) to the extent such income is subject to tax at an Emirate level. The government of Abu Dhabi has issued a fiscal letter to the Company, effective from 1 January 2024 (being the date from which the new corporate tax would otherwise have applied to the Company), which imposes the taxes of the

Emirate of Abu Dhabi on the Company. Accordingly, the Company currently considers itself to be exempt from Federal Decree-Law No. 47 of 2022 on the Taxation of Corporations and Businesses.

Risk factors relating to crude oil

Substantial or extended declines in the prices of crude oil may have a material adverse effect on Abu Dhabi and ADNOC

Abu Dhabi's economy is highly dependent on crude oil revenue which is significantly affected by volatility in international crude oil prices. The hydrocarbon sector contributed thirty eight point one per cent. (38.1%) of Abu Dhabi's nominal GDP in 2019, thirty one point five per cent. (31.5%) in 2020, forty point nine per cent. (40.9%) in 2021, forty-eight per cent. (48.0%) in 2022, forty point three per cent. (40.3%) in 2023 and, based on preliminary estimates, thirty-eight point five per cent. (38.5%) in 2024. Abu Dhabi's economy has in the past been adversely affected by periods of low international crude oil prices, including being adversely affected by the sustained period of low international oil prices that commenced in mid-2014.

International crude oil prices have witnessed significant volatility since 2014, which has affected the economies of the oil-revenue dependent GCC states. Global oil prices fell gradually in the first two (2) months of 2020 before dropping sharply in March and April 2020, with the price of Brent oil falling below $16 per barrel in April 2020. This was primarily due to the impact of the restrictions imposed around the world to combat the COVID-19 outbreak on the global economy which significantly reduced demand and an increase in oil supply, each as described in more detail below. The conflict in Ukraine which began at the end of February 2022 resulted in greater volatility in oil prices and an elevated oil price environment generally. It is impossible to accurately predict future oil and gas price movements. There can be no assurance that these factors, in combination with others, will not result in significant or prolonged volatility in the prices of oil.

The volatility in oil prices in 2020 and 2021 was largely due to the restrictions imposed around the world to combat the outbreak of the COVID-19 pandemic and market movements in response to the announcements made by OPEC to the market. On 6 March 2020, a meeting between members of OPEC and certain non-OPEC oil-producing countries, in particular Russia, failed to reach an agreement on whether to cut oil production in response to the widespread outbreak of COVID-19, ending three (3) years of cooperation on production levels. As a result, OPEC removed all limits on production, thereby prompting both the Kingdom of Saudi Arabia, and the UAE, along with other producers, to increase production. These events, combined with the global challenges posed by the COVID-19 pandemic, caused a sharp drop in oil price, with the price of Brent oil falling below $16 per barrel in April 2020. With the recovery of economic activity post-COVID-19, OPEC and non-OPEC countries (which are collectively referred to as "OPEC+") agreed in January 2021 to increase oil production by 500,000 barrels per day. The global recovery resulted in the OPEC Reference Basket rising from $54.38 in January 2021 to $71.89 in June 2021. On 2 April 2023, OPEC+ announced that it would cut more than 1,000,000 barrels a day, with the Kingdom of Saudi Arabia and the UAE reducing production by 500,000 barrels per day and 144,000 barrels per day, respectively. It was announced that such voluntary cuts from OPEC+ members would begin in May 2023 and last until the end of 2023. On 4 June 2023, the Kingdom of Saudi Arabia announced that it would be reducing production by 1,000,000 barrels per day for July 2023 and OPEC+ announced that it would otherwise maintain production at current levels until the end of 2024. However, on 30 November 2023, OPEC+ announced additional voluntary cuts of 2,200,000 barrels per day for 2024 and, on 2 June 2024, OPEC+ announced that these voluntary cuts would be prolonged until the end of September 2024, with the intention to gradually phase out such cuts from October 2024 to September 2025. These voluntary cuts are in addition to the voluntary cuts previously announced in April 2023 and later extended until the end of 2024. Furthermore, on 18 March 2024, it was announced that Iraq would reduce its crude exports to 3,300,000 barrels per day in the coming months to compensate for exceeding its OPEC+ quota since January 2024. This pledge implied a cut of 130,000 barrels per day from February 2024 onwards. Reflecting the factors described above, the average OSP for each of the 2020, 2021, 2022, 2023 and 2024 calendar years was $41.84, $67.95, $97.47, $83.74 and $80.93, respectively.

To the extent that crude oil international prices become lower, this could have a significant adverse effect on Abu Dhabi's economy and on ADNOC's results of operations and financial condition. This may in turn impact

ADNOC's ability to honour its contractual commitments (including its commitments under the Assignment Agreement) and adversely impact ADNOC's creditworthiness, which, in turn, could have a material adverse effect on the Company's business, results of operations and financial condition, including on the Company's ability to make payments on the Company's debt (including the Certificates).

The demand for crude oil may decrease

The demand for crude oil may decrease for a number of reasons. According to the Industry Consultant, with expected global GDP growth of two point seven per cent. (2.7%) in 2024, short-term global economic growth is projected to support a positive trend in oil demand increases. However, the current global economic weakness exacerbated by high energy and materials costs, caused in part by the Russia-Ukraine and other conflicts, are slowing down the recovery in global oil demand.

Over the long-term, the Industry Consultant expects global oil markets to face several opposing dynamics. While growing population, an affluent middle class and a rebound in economic growth will pull demand higher, the defining factors for global oil demand are expected to be: how soon countries and companies address environmental concerns; how quickly new technologies displace hydrocarbons; and how quickly the world transitions to low-carbon or zero-carbon fuels.

In the Industry Consultant's long-term outlook, global liquids demand is projected to peak by 2031 at 108.7 mmbpd and then plateau before declining. According to the Industry Consultant, by 2040, liquids demand is projected to reduce to 103.8 mmbpd; however, after 2040, the reduction is projected to accelerate at a much faster pace, with global demand projected to lose just over 1.0 mmbpd on an annual basis until 2050, reducing to 92.0 mmbpd. The effects from decarbonisation by way of reduction in oil dependence are projected to further curb liquids demand growth and eventually flatten the demand curve. Continuation or escalation of the Russia-Ukraine conflict and other conflicts could add pressure to enhance energy security, thereby possibly further restraining liquids demand.

On 13 December 2023, the 2023 United National Climate Change Conference (commonly referred as the Conference of the Parties (or COP 28)) announced agreement by 198 signatories on a landmark text referred to as the "UAE Consensus". The UAE Consensus calls on all signatories to transition away from fossil fuels to enable the world to reach carbon net zero by 2050 through nationally determined contributions. The UAE Consensus marks a significant step forward in global climate ambitions, as it is the first time that nations have formally agreed to such a transition. In addition, several governments have also set goals and timelines for the phase-out of diesel and then gasoline engines by 2050. The global consumption of oil and biomass has been lower with the deployment of electric vehicles, implying that transport electrification could reduce oil dependency and the moderate demand for biofuels; a likely consequence could be an increase in demand for electric vehicles in addition to an increase in the regulation of diesel and gasoline engines.

Any and all of the foregoing trends could lead to a reduced demand for oil which, in turn, could have a material adverse effect on the Company's business, results of operations or financial condition, including on the Company's ability to make payments on its financing (including the Certificates). See the Industry Consultant's report at Appendix E.

Risk factor relating to ratings

A downgrade in the Company's or Abu Dhabi's credit rating could adversely affect the value of the Certificates

The Company is rated "Aa2" by Moody's, "AA" by S&P and "AA" by Fitch, each with a stable outlook. These ratings and outlooks are the same as the ratings assigned to Abu Dhabi. The Programme has also been assigned a rating of "Aa2" by Moody's, "AA" by S&P and "AA" by Fitch. Consequently, any change in Abu Dhabi's rating is likely to be reflected in a change to the Company's equivalent rating.

S&P noted in its 24 May 2024 ratings report on Abu Dhabi that it could consider a negative rating action if: (i) it expected a material deterioration in Abu Dhabi's currently strong government balance sheet and net external asset position; or (ii) domestic or regional events compromised political and economic stability in Abu Dhabi.

Fitch noted in its 25 June 2024 ratings report on Abu Dhabi that negative ratings actions could result from: (i) a deterioration in Abu Dhabi's sovereign credit profile; (ii) substantial erosion of Abu Dhabi's fiscal and external positions, for example, due to a sustained decline in oil prices or a materialisation of contingent liabilities; or (iii) a geopolitical shock that impacts Abu Dhabi's economic, social or political stability.

Moody's noted in its 15 October 2024 credit opinion on Abu Dhabi that downward pressure on the rating could develop if a prolonged period of significantly lower oil prices, well below Moody's current baseline assumption, resulted in a material erosion of the Government of Abu Dhabi's balance sheet. Moody's also noted that downward pressure would also likely emerge from a significant escalation of regional geopolitical tensions materially and durably threatening Abu Dhabi's ability to produce and export oil or to further develop its non-hydrocarbon economy. Furthermore, a sharp increase in contingent liabilities and the likelihood of their crystallisation on the Government of Abu Dhabi's balance sheet would also likely exert downward pressure on its rating.

Any future downgrade or withdrawal at any time of a credit rating assigned to the Company or Abu Dhabi by any rating agency could have a material adverse effect on the Company's cost of borrowing and could limit its access to debt capital markets. A downgrade may also adversely affect the market price of Certificates and cause trading in Certificates to be volatile. Furthermore, unsolicited ratings may not benefit from Government of Abu Dhabi input but could also negatively impact the Company's and Abu Dhabi's cost of borrowing.

Risk factors relating to sanctions, anti-bribery and anti-corruption restrictions

ADNOC conducts business with certain counterparties and may in the future conduct business in locations that, in each case, could expose ADNOC to risks related to international sanctions, anti-bribery and anti-corruption laws

Some of ADNOC's existing or future businesses may be impacted by sanctions and trade restrictions imposed by international bodies and countries such as the United Nations Security Council, the United States, the United Kingdom and the EU or by sanctioning bodies such as the US Department of the Treasury's Office of Foreign Assets Control, the US Department of State, the US Department of Commerce, the UK's Office of Financial Sanctions Implementation in HM Treasury or the European Commission. Laws and regulations and orders governing sanctions and trade restrictions or designating individuals or corporates are complex and are subject to change. For example, some jurisdictions imposed sanctions and trade restrictions targeting certain Russian individuals, entities and sectors. ADNOC has been pursuing certain investment, R&D and joint venture opportunities with Russian counterparties which remain ongoing. ADNOC has in place a compliance programme that is focused on supporting management and the business in managing and mitigating the ADNOC Group's compliance risks (including with respect to sanctions and trade restrictions, anti-bribery and anti-corruption laws) and has instituted policies and procedures in order to: (i) identify potential transactions or dealings with sanctioned parties and parties at risk of being subject to sanctions; and (ii) promote and ensure compliance with applicable sanctions, trade restrictions, anti-bribery and anti-corruption laws (see "*Description of ADNOC—ADNOC's compliance standards and policies*"). However, no assurance can be made that ADNOC's policies will always protect it from improper conduct of its employees or business partners. If ADNOC were to be found in breach of applicable sanctions, or sanctioned as a result of its transactions with other parties or otherwise, this could result in substantial civil or criminal penalties, or both, and could have a material adverse effect on investments in the Certificates, including the imposition of restrictions on investors disposing their interests in the Certificates.

Risk factors relating to Governmental directives

Directives of the Government of Abu Dhabi may have an impact on ADNOC and the Company's operations, which may have a material adverse effect on the Company's business, financial condition, results of operations and cash flows

ADNOC is wholly owned by the Government of Abu Dhabi and the Company is indirectly wholly owned by the Government of Abu Dhabi. ADNOC and the Company benefit from certain exemptions due to this ownership. If the Government of Abu Dhabi changes its ownership interest in ADNOC or indirectly in the Company through its shareholding in ADNOC in a manner that affects the status or the operations of ADNOC, ADNOC's ability to make deliveries under the Assignment Agreement or ADNOC Trading's or ADNOC's ability to make payments under the Offtake Agreement may be impaired and, accordingly, the cash inflows of the Company may be adversely affected which, in turn, may adversely affect the amount of free cash available and the Company may not be able to make payments on its financing (including the Certificates).

The UAE is a member of OPEC. Whilst ADNOC is not a member of OPEC, any future decision by OPEC to limit or restrict oil production quotas could affect ADNOC's oil production level and, consequently, adversely affect the Company's business, financial condition and results of operations.

In March 2023, a bipartisan group of U.S. senators re-introduced the No Oil Producing and Exporting Cartels (**NOPEC**) bill which could result in members of OPEC and their instrumentalities and agents becoming subject to antitrust lawsuits and consequently impact global oil prices, however the bill needs to be passed by the relevant U.S. Senate committee, full Senate, the House of Representatives and signed by the President of the United States prior to taking effect. Numerous iterations of this bill have been proposed to the United States Congress since 1999, but all attempts have so far been unsuccessful. There can be no assurance that NOPEC will or will not be enacted into law or of its impact on the UAE, Abu Dhabi and ADNOC.

Risk factors relating to climate change

Potential legislative and regulatory actions addressing climate change could significantly impact ADNOC, causing increased costs and reduced demand for hydrocarbons and hydrocarbon-based products, which in turn could adversely affect the Company

ADNOC is subject to various environmental, health and safety laws and regulations that impose operational compliance and remediation obligations. Operational compliance obligations can result in significant costs to install and maintain pollution controls, fines and penalties resulting from any failure to comply with such obligations and potential limitations on ADNOC's ability to operate. Environmental remediation obligations can result in significant costs associated with the investigation and clean-up of contaminated properties or water bodies, as well as claims for damage to property. If a spill, leak, fire, explosion, blow-out, surface cratering, equipment failure, pipeline failure or other contamination or damage to nearby archaeological sites results from the production, processing, transport, export or storage of crude oil or another hazardous material, ADNOC could be exposed to significant environmental liabilities. Claims could be brought against ADNOC even if such event was caused by or attributable to a third party or a party acting on ADNOC's behalf as agent. It is not possible for ADNOC to estimate the amount and timing of all future expenditures related to environmental matters because of:

- the discovery of new environmental conditions or additional information about existing conditions;
- the uncertainties in estimating pollution control and clean-up costs;
- the uncertainty in quantifying liability under environmental laws and regulations that impose liability without fault on potentially responsible parties; and
- the evolving nature of environmental laws and regulations and their interpretation and enforcement.

In addition, there is increasing concern that a gradual increase in global average temperatures will cause significant changes in weather patterns around the globe, and an increase in the frequency and severity of natural disasters or other effects that are impossible to predict. Increased frequency or duration of extreme weather conditions could damage ADNOC's assets, impair production capabilities and disrupt ADNOC's operations. Any or all of these hazards, as well as possible legal liability to ADNOC or governmental or regulatory action against ADNOC arising therefrom, could impact ADNOC's ability to make payments under the Offtake Agreement or the Assignment Agreement, which, in turn, could have a material adverse effect on the Company's business, results of operations or financial condition, including on the Company's ability to make payments on its financing (including the Certificates).

See also "*Risk Factors Relating to Crude Oil—The demand for crude oil may decrease*".

ADNOC's failure or perceived failure to achieve its aspirations, targets and disclosures related to ESG matters may indirectly negatively impact the Company's reputation and the trading price of the Certificates

ADNOC has set out targets to reduce its carbon intensity by twenty-five per cent. (25%) by 2030 and the strategic ambition to reach net zero emissions in its operations by 2045, playing an active role in supporting the UAE to achieve its 2050 net zero ambition. The successful achievement of ADNOC's net zero and environmental, social and governance (**ESG**) targets depends on many factors, including on the development and deployment of advanced technologies. The uncertainty in the feasibility and effectiveness of these technologies to significantly reduce emissions and enhance efficiency could hinder progress. ADNOC's transition towards net zero may require significant capital investment in new energy sources and technologies and any volatility in the energy markets could affect the economic viability of these investments. Further, the implementation of low carbon technologies and processes involves operational complexities and potential disruptions, including due to interconnectivity with various suppliers and partners and, therefore, any disruptions in the supply chain, whether due to resource constraints or geopolitical tensions, could impede the adoption of technologies by ADNOC, leading to delays and increased costs. Any operational failures, technical issues or unforeseen challenges could delay ADNOC's progress towards achieving its emission reduction targets.

ADNOC's failure or perceived failure to pursue or fulfil its aspirations and targets or to satisfy various reporting standards within the timelines ADNOC announces, or at all, could have a negative impact on ADNOC's (and indirectly the Company's) ESG credentials, their reputation, investor sentiment for Certificates, and the price of any Certificates.

Risk factors relating to the regional political instability

Abu Dhabi and the UAE are located in a region that is experiencing political unrest

Although Abu Dhabi and the UAE enjoy domestic political stability and generally healthy international relations, since early 2011 there has been political unrest in a range of countries in the MENA region, including Algeria, Bahrain, Egypt, Gaza, Iraq, Lebanon, Libya, Morocco, Oman, Saudi Arabia, Syria, Tunisia and Yemen. This unrest has ranged from public demonstrations to, in extreme cases, armed conflict, proxy war and civil war, and has given rise to a number of regime changes and increased political uncertainty across the region. There currently are a number of armed conflicts in the MENA region, including those in Yemen, Syria, Lebanon, Iraq and Gaza, as well as the multinational conflict with Islamic State.

In January 2022, a UAE-flagged cargo vessel was seized by the Houthi militia in the Red Sea. This was then followed by missile and drone attacks on Abu Dhabi, including one on an ADNOC fuel depot in Mussafah, which claimed the lives of three people and resulted in the outbreak of a fire. Tensions between the United States and Iran have resulted in increased provocations by Iran and acts of violence against the United States, friendly states and its and their interests in the MENA region. The recent conflicts between Israel and Hamas, which started in October 2023, and Israel and Hezbollah, as well as increasing tensions between Israel and Iran, have further heightened tensions in the region. Each of these conflicts is currently volatile, with temporary ceasefires being agreed in certain cases, the continuations of which are uncertain. Most recently, the fall of the Bashar Al-Assad

regime in Syria in December 2024 has created additional uncertainty compounded by Israeli airstrikes and ground force advances past a buffer zone between the two countries. The intensity and duration of the ongoing conflicts in the region are difficult to predict, as are their economic implications on countries in the MENA region, including the UAE.

Heightened regional tension could result in incidents that damage ADNOC's assets, impair production capabilities, disrupt ADNOC's operations and hinder shipments of crude oil. Any or all of these events could impact ADNOC's ability to make payments under the Offtake Agreement or the Assignment Agreement, which, in turn, could have a material adverse effect on the Company's business, results of operations and/or financial condition, including on the Company's ability to make payments on its financing (including the Certificates).

Although the UAE has enjoyed significant economic growth and stability, there can be no assurance that such growth or stability will continue. There can be no assurance that tensions will not continue to escalate in the region, or that further attacks will not happen. Any further incidents, including cyber-terrorism, in or affecting the UAE and increased regional geopolitical instability (whether or not directly involving the UAE) may have a material adverse effect on the UAE's (and, consequently, Abu Dhabi's) attractiveness for foreign investment and capital, its ability to engage in international trade, its tourism industry and, consequently, its economic, external and fiscal positions. Furthermore, there can be no assurance of the impact future incidents will have on global oil prices.

Risk factors relating to the regulations in the hydrocarbon sector

Each Onshore Operating Company's operations are subject to applicable laws, regulations, licenses and permits and its inability to comply with existing or future laws, regulations (including environmental regulations), licenses or permits and changes in applicable laws, regulations, licenses or permits may have a negative impact on its business, results of operations or financial condition

If the Government of Abu Dhabi changes the laws that regulate or impact the oil and gas industry in Abu Dhabi in a manner that affects the status or the operations of the Onshore Operating Companies, the Onshore Operating Companies' ability to perform petroleum operations, extract hydrocarbons and make such hydrocarbons available in line with their contractual commitments may be impacted. Accordingly, the Onshore Operating Companies' ability to make crude oil available to the Company may be impacted and accordingly, the cash inflows of the Company may be adversely affected, which, in turn, may adversely affect the amount of free cash available, and the Company may not be able to make payments on its financing (including the Certificates).

Risk factors relating to international trade policies

ADNOC and the Company may be affected by international trade litigation, disputes or agreements

Exports of crude oil by ADNOC or its affiliates to foreign countries may be affected by litigation, disputes or agreements that lead to the imposition of import trade measures, including anti-dumping and countervailing duties, safeguard measures, import licensing and customs requirements. The possibility and effect of any such measures will depend on the domestic laws in the relevant country to which the applicable products are being exported and applicable international trade agreements. There has been an increase in uncertainty around trade policy among major economies, in particular the United States and China in 2025. Unpredictable tariff policy may increase the volatility of commodity, raw material, intermediate goods or finished product prices, and may increase inflationary pressures. Since the majority of ADNOC's products are exported, any such measures may have a material adverse effect on ADNOC's business, financial condition and results of operations. In addition, the UAE is a party to international trade agreements, such as World Trade Organisation agreements that include commitments by the UAE with respect to its laws, regulations and practices that impact international trade. The UAE may become a party to other such agreements in the future. Compliance by the UAE with any such commitments may directly or indirectly impact ADNOC and the Company and could cause ADNOC and the Company, in each case, to alter its operations in a manner that is costly or otherwise has a material adverse effect on its business, financial condition or results of operations. If the UAE fails to comply with these trade agreement

commitments, ADNOC's business operations could be exposed to scrutiny and its exports to potential remedial measures, such as duties, which could have a material adverse effect on the Company's business, financial condition and results of operations.

FACTORS WHICH ARE MATERIAL FOR THE PURPOSE OF ASSESSING THE MARKET RISKS ASSOCIATED WITH CERTIFICATES ISSUED UNDER THE PROGRAMME

Risk factors relating to the Wakala Assets

Limitations relating to the indemnity provisions under the Purchase Undertaking and the Master Declaration of Trust

The Obligor has undertaken in the Purchase Undertaking and the Master Declaration of Trust that, in relation to any Series: (a) if, at the time of delivery of an exercise notice in accordance with the provisions of the Purchase Undertaking, ADNOC Murban RSC Ltd or Abu Dhabi National Oil Company (ADNOC) P.J.S.C. remains in actual or constructive possession, custody or control of all or any part of the Wakala Assets, the Certificateholder Put Right Wakala Assets or the Change of Control Put Right Wakala Assets, as the case may be; and (b) if, following delivery of an exercise notice in accordance with the provisions of the Purchase Undertaking, the Obligor fails to pay the relevant Exercise Price, Certificateholder Put Right Exercise Price or Change of Control Put Right Exercise Price, as the case may be, for any reason whatsoever, the Obligor shall (as an independent, severable and separately enforceable obligation) fully indemnify the Trustee for the purpose of redemption in full of the Certificates then outstanding or the relevant Certificates to be redeemed on the Certificateholder Put Right Date or the Change of Control Put Right Date, as the case may be, and, accordingly, the amount payable under any such indemnity claim will equal the relevant Exercise Price, Certificateholder Put Right Exercise Price or Change of Control Put Right Exercise Price, as the case may be.

Subject to the satisfaction of the conditions in (a) and (b) as set out in the above paragraph, if the Obligor fails to pay the relevant Exercise Price, Certificateholder Put Right Exercise Price or Change of Control Put Right Exercise Price, as the case may be, in accordance with the Purchase Undertaking, the Delegate may, subject to the matters set out in Condition 14 and the terms of the Master Declaration of Trust, seek to enforce, *inter alia*, the provisions of the Purchase Undertaking and the Master Declaration of Trust against the Obligor by commencing arbitral proceedings. See "*—Risk Factors relating to Enforcement*".

However, investors should note that, in the event that ADNOC Murban RSC Ltd does not remain in actual or constructive possession, custody or control of all or any part of the relevant Wakala Assets at the time of delivery of the exercise notice in accordance with the provisions of the Purchase Undertaking, the condition in (a) as described above will not be satisfied and, therefore, no amounts will be payable by the Obligor under the separate indemnity provisions. For the avoidance of doubt, no investigation has been or is intended to be made by the Trustee, the Arranger, the Dealers or the Delegate or any of their respective affiliates as to whether the Obligor has or will continue to remain in actual or constructive possession, custody or control of any of the Wakala Assets.

Accordingly, in such event, the Delegate (on behalf of the Certificateholders) may be required to establish that there has been a breach of contract by the Obligor in order to prove for damages. Such breach of contract may be due to: (i) a breach by the Obligor of the requirement to purchase the Trustee's rights, title, interests, benefits and entitlements in, to and under the relevant Wakala Assets on the relevant Dissolution Date pursuant to the provisions of the Purchase Undertaking; and/or (ii) a breach by the Obligor of its undertaking to maintain or, to procure ADNOC to maintain, actual or constructive possession, custody or control of all of the Wakala Assets comprising the Wakala Portfolio provided that, in each case, it is legally possible for the Obligor to so maintain.

As a result, the Delegate (on behalf of the Certificateholders) may not be able to recover, or may face significant challenges in recovering, an amount equal to the relevant Exercise Price, the Certificateholder Put Right Exercise Price or Change of Control Put Right Exercise Price, as the case may be, and in turn, the amount to be paid to the Certificateholders upon redemption.

Ownership of the Wakala Assets

In order to comply with the requirements of *Shari'a*, an ownership interest in the Wakala Assets comprised within the relevant Wakala Portfolio will pass to the Trustee under the relevant Master Purchase Agreement as supplemented by the relevant Supplemental Purchase Agreement (together, the **Purchase Agreement**). The Trustee will declare a trust in respect of the Wakala Assets and the other Trust Assets in favour of the Certificateholders of the relevant Series pursuant to the Master Declaration of Trust, as supplemented by the relevant Supplemental Declaration of Trust. Accordingly, from a *Shari'a* perspective, Certificateholders will, through the ownership interest obtained by the Trustee pursuant to the terms of the Purchase Agreement, have an undivided beneficial ownership interest in the relevant Wakala Assets.

However, limited investigation or enquiry will be made and limited due diligence will be conducted in respect of any Wakala Assets. The Wakala Assets will be selected by the Obligor, and subject to the Trustee agreeing to enter into the relevant Purchase Agreement to purchase such Wakala Assets, the Certificateholders, the Trustee, the Delegate, the Arranger, the Dealers and the Agents or any of their respective affiliates will have no ability to influence such selection. Only limited representations as to eligibility from a *Shari'a* perspective will be obtained from the Obligor in respect of the Wakala Assets and such representations shall not form part of the Trust Assets. No steps are intended to be taken to perfect the legal transfer of the ownership interest (including recordation or registration, if necessary) in the Wakala Assets with any relevant regulatory authority in the UAE or otherwise give notice to any Relevant Company or notify or make any declaration to any competent authority, to the extent such notification is required, in respect thereof. As a result, Certificateholders shall not have any legal interest in any Wakala Assets which require perfection (including recordation or registration, if necessary) in order to legally transfer any ownership interest therein.

Transfer of the Wakala Assets

Limited investigation has been or is intended to be made as to whether any interest in any Wakala Assets may be transferred as a matter of the law governing the contracts (if any), the law of the jurisdiction where the Relevant Company is located or any other relevant law. No investigation is intended to be made to determine if any Purchase Agreement will have the effect of legally transferring an interest in the relevant Wakala Assets. For the avoidance of doubt, this will not prejudice the transfer of the right of ownership to the Assets from a *Shari'a* perspective.

Risk factors relating to the Certificates

The Obligor's financial obligations, including its obligations under Transaction Documents to which it is a party, are not guaranteed by the Government of Abu Dhabi and will also not be guaranteed by ADNOC

Although ADNOC is wholly owned by the Government of Abu Dhabi, and the Obligor is indirectly wholly owned by the Government of Abu Dhabi, the Obligor's obligations under the Transaction Documents to which it is a party are not guaranteed by the Government of Abu Dhabi or by ADNOC. In addition, the Government of Abu Dhabi is under no obligation to extend financial support to ADNOC or the Obligor. Accordingly, the Obligor's financial obligations, including its obligations under the Transaction Documents to which it is a party, are not, and should not be regarded as, obligations of the Government of Abu Dhabi or of ADNOC. The Obligor's ability to meet its financial obligations under the Transaction Documents to which it is a party is dependent on its ability to fund such amounts from its cash flows from operations. Therefore, any decline in the Obligor's cash flows from operations, or any difficulty in securing external funding, could have a material adverse effect on the ability of the Obligor to meet its payment obligations under the Transaction Documents to which it is a party, and in turn, the ability of the Trustee to pay amounts due on the Certificates.

Limitations on the payment of Periodic Distribution Amounts in certain circumstances

If in the first 60 days from the Issue Date (a) the Service Agent issues a notice that it has not been able to enter into the Hedging Arrangement in accordance with the Service Agency Agreement, this will give rise to a Dissolution Event and an immediate mandatory redemption of the Certificates and (b) any other Dissolution Event

occurs, this will give rise to an immediate redemption of the Certificates provided that the Delegate has received a Dissolution Request in accordance with the Conditions. Whilst there will be an obligation on the Obligor to pay an amount equal to the aggregate outstanding face amount of the Certificates, depending on the value of the relevant Wakala Assets at the relevant time, there may be a shortfall in the amount needed to pay any accrued but unpaid Periodic Distribution Amounts in respect of such period from the Issue Date to such date of redemption.

Further, upon any redemption of the Certificates in full, if the Obligor fails to pay an amount corresponding to the required Dissolution Amount under the relevant Transaction Documents to which it is a party, there is a risk that the Service Agent may not continue to maintain the Hedging Arrangement, and therefore whilst Periodic Distribution Amounts under the Certificates will continue to accrue in accordance with the Conditions, and for so long as such failure continues, there may be no amounts in the nature of additional profit payable by the Obligor to the Trustee in respect of the period beyond the relevant date for the redemption of the Certificates in full under the relevant Transaction Documents to which it is a party.

The trading price of any Certificates is dependent on the profit rate environment, and the trading price will fall as prevailing profit rates rise

The trading price of any Certificates will depend on a variety of factors, including, without limitation, the profit rate environment. Each of these factors may be volatile, and may or may not be within the Trustee's or the Obligor's control. Generally, if profit rates rise, or are expected to rise, during the term of any Certificates, the trading price of such Certificates will decrease.

The Certificates may be subject to early dissolution at the option of the Obligor

If the Obligor has the right to require redemption of any Certificates at its option, this may limit the market value of the Certificates concerned and an investor may not be able to reinvest the redemption proceeds in the manner which achieves a similar effective return.

An optional redemption feature is likely to limit the market value of Certificates. During any period when the Obligor may elect to require redemption of Certificates, the market value of those Certificates generally will not rise substantially above the price at which they can be redeemed. This also may be true prior to any redemption period.

The Obligor may be expected to require redemption of Certificates when its cost of financing is lower than the Profit Rate on the Certificates. At those times, an investor generally would not be able to reinvest the redemption proceeds at an effective profit rate as high as the Profit Rate on the Certificates being redeemed and may only be able to do so at a significantly lower rate. Prospective investors should consider reinvestment risk in light of other investments available at that time.

The Certificates may be subject to early dissolution for tax reasons

If the Trustee has or will become obliged to pay any additional amounts in respect of the Certificates as provided or referred to in Condition 11 of the Certificates or the Trustee receives notice from the Obligor that it has or will become obliged to pay additional amounts pursuant to the terms of any Transaction Documents to which it is a party, in each case, as a result of any change in, or amendment to, the laws or regulations of a Relevant Tax Jurisdiction or any change in the application or official interpretation of such laws or regulations, which change or amendment becomes effective on or after the date on which agreement is reached to issue the Certificates of the relevant Series (or if such jurisdiction became a Relevant Tax Jurisdiction on a date subsequent thereto, after such date), the Trustee (acting on the instructions of the Obligor) may redeem all but not some only of the outstanding Certificates of such Series in accordance with Condition 10(b). In such circumstances, an investor may not be able to reinvest the redemption proceeds in a comparable security with a similar rate of return, which may have an adverse effect on the position of such investor. During any period when the Trustee (acting on the instructions of the Obligor) may elect to redeem the Certificates, the market value of the Certificates generally

will not rise substantially above the relevant Dissolution Amount to be paid. Prospective investors should consider reinvestment risk in light of other investments available at that time.

An active trading market for Certificates may not develop

Certificates issued under the Programme may have no established trading market when issued, and one may never develop. If a market does develop, it may not be very liquid. Therefore, investors may not be able to sell their Certificates easily or at prices that will provide them with a yield comparable to similar investments that have a developed secondary market. This is particularly the case for Certificates that are especially sensitive to profit rate, currency or market risks, are designed for specific investment objectives or strategies, or have been structured to meet the investment requirements of limited categories of investors. These types of Certificates generally would have a more limited secondary market and more price volatility than conventional securities. Illiquidity could have a material adverse effect on the market value of Certificates. Application has been made for the trading of the Certificates on the ISM. There can be no assurance that either such listings or declaration will be obtained or, if such listings or declaration is obtained, that an active trading market will develop or be sustained. In addition, the liquidity of any market for Certificates will depend on the number of holders of Certificates, the interest of securities dealers in making a market in Certificates and other factors. Accordingly, there can be no assurance as to the development or liquidity of any market for Certificates.

There can be no assurance that an active market for Certificates will develop, or if it does develop, that it will continue. Moreover, if a market for Certificates does develop, Certificates could trade at prices that may be higher or lower than the initial offering price thereof depending on a number of factors, including prevailing profit rates, the Obligor's operating results, events in the UAE or elsewhere in the Middle East and the market for similar securities. If a market for Certificates does not develop or continue, purchasers may be unable to resell Certificates for an extended period of time, if at all. Consequently, a purchaser of Certificates may not be able to liquidate its investment readily, and Certificates may not be readily accepted as collateral for financings.

The market price of Certificates may be volatile

Macro-economic and financial market conditions could materially adversely affect the Obligor's business, results of operations, financial conditions and prospects. The market price of Certificates could be subject to significant fluctuations in response to actual or anticipated variations in ADNOC's operating results and those of its competitors, adverse business developments, changes to the regulatory environment in which ADNOC operates, changes in financial estimates by securities analysts, as well as other factors. In addition, the market price of the Certificates could be affected by the actual or expected issuance of additional indebtedness of ADNOC.

The Certificates are limited recourse obligations

The Certificates are not debt obligations of the Trustee. Instead, each Certificate represents solely an undivided *pro rata* ownership interest in the relevant Trust Assets relating to that Series. Recourse to the Trustee is limited to the relevant Trust Assets of the relevant Series and the proceeds of the relevant Trust Assets of the relevant Series are the sole source of payments on the Certificates of that Series. Upon the occurrence of a Dissolution Event or in the case of any other dissolution pursuant to the Conditions, the sole rights of each of the Trustee and/or the Delegate, as applicable, will be (subject to Condition 14) against the Obligor to perform its obligations under the Transaction Documents to which it is a party.

Certificateholders will otherwise have no recourse to any assets of the Trustee (other than the Trust Assets in the manner and to the extent contemplated by the Transaction Documents) or the Delegate in respect of any shortfall in the expected amounts due on the Certificates. The Obligor is obliged to make certain payments under the Transaction Documents directly to the Trustee, and the Trustee and/or the Delegate will have recourse against the Obligor to recover such payments due to the Trustee pursuant to the Transaction Documents.

Under no circumstances shall the Delegate or any Certificateholder have any right to cause the sale or other disposition of any of the relevant Trust Assets (other than as expressly contemplated in the Transaction

Documents) and the sole right of the Delegate and the Certificateholders against the Trustee and the Obligor shall be to enforce their respective obligations under the Transaction Documents to which they are a party.

After enforcing the relevant Trust Assets and distributing the net proceeds of such Trust Assets in accordance with Condition 5(b), the obligations of the Trustee in respect of the Certificates shall be satisfied and no Certificateholder may take any further steps against the Trustee (or any steps against the Delegate) to recover any further sums in respect of the Certificates and the right to receive any such sums unpaid shall be extinguished.

Certificates where denominations involve integral multiples: Definitive Certificates

In relation to any issue of Certificates which have denominations consisting of a minimum Specified Denomination plus one or more higher integral multiples of another smaller amount, it is possible that such Certificates may be traded in amounts in excess of the minimum Specified Denomination that are not integral multiples of such minimum Specified Denomination.

In such a case a holder who, as a result of trading such amounts, holds a face amount which is less than the minimum Specified Denomination in its account with the relevant clearing system, would not be able to sell the remainder of such holding without first purchasing a face amount of Certificates at or in excess of the minimum Specified Denomination such that its holding amounts to a Specified Denomination. Further, if a holder who, as a result of trading such amounts holds an amount which is less than the minimum Specified Denomination in its account with the relevant clearing system at the relevant time, such holder may not receive a Definitive Certificate in respect of such holding (should Definitive Certificates be printed) and would need to purchase a face amount of Certificates at or in excess of the minimum Specified Denomination such that its holding amounts to at least a Specified Denomination in order to be eligible to receive a Definitive Certificate.

If Definitive Certificates are issued, holders should be aware that Definitive Certificates which have a denomination that is not an integral multiple of the minimum Specified Denomination may be illiquid and difficult to trade.

Credit ratings may not reflect all the risks associated with an investment in the Certificates

One or more independent credit rating agencies may assign credit ratings to the Certificates. The ratings may not reflect the potential impact of all risks related to structure, market, additional factors discussed above and other factors that may affect the value of the Certificates. A credit rating is not a recommendation to buy, sell or hold securities and may be revised, suspended or withdrawn by the rating agency at any time.

In general, European regulated investors are restricted under the CRA Regulation from using credit ratings for regulatory purposes in the EEA, unless such ratings are issued by a credit rating agency established in the EEA and registered under the CRA Regulation (and such registration has not been withdrawn or suspended, subject to transitional provisions that apply in certain circumstances). Such general restriction will also apply in the case of credit ratings issued by third country non-EEA credit rating agencies, unless the relevant credit ratings are endorsed by an EEA-registered credit rating agency or the relevant third country rating agency is certified in accordance with the CRA Regulation (and such endorsement action or certification, as the case may be, has not been withdrawn or suspended, subject to transitional provisions that apply in certain circumstances). The list of registered and certified rating agencies published by ESMA on its website in accordance with the CRA Regulation is not conclusive evidence of the status of the relevant rating agency being included in such list as there may be delays between certain supervisory measures being taken against a relevant rating agency and the publication of the updated ESMA list.

Investors regulated in the UK are subject to similar restrictions under the UK CRA Regulation. As such, in general, UK regulated investors are required to use for UK regulatory purposes ratings issued by a credit rating agency established in the UK and registered under the UK CRA Regulation. In the case of ratings issued by third country non-UK credit rating agencies, third-country credit ratings can either be: (a) endorsed by a UK registered credit rating agency; or (b) issued by a third-country credit rating agency that is certified in accordance with the UK

CRA Regulation. Note this is subject, in each case, to (a) the relevant UK registration, certification or endorsement, as the case may be, not having been withdrawn or suspended, and (b) transitional provisions that apply in certain circumstances.

If the status of the rating agency rating the Certificates changes for the purposes of the CRA Regulation or the UK CRA Regulation, relevant regulated investors may no longer be able to use the rating for regulatory purposes in the EEA or the UK, as applicable, and the Certificates may have a different regulatory treatment, which may impact the value of the Certificates and their liquidity in the secondary market. Certain information with respect to the credit rating agencies and ratings is set out on the cover of this Base Offering Memorandum.

Change of law

The Conditions and certain of the Transaction Documents are based on English law in effect as at the date of this Base Offering Memorandum. No assurance can be given as to the impact of any possible judicial decision or change to English law or administrative practice after the date of this Base Offering Memorandum and any such change could adversely affect the ability of the Trustee to comply with its obligations and make payments under the Certificates or the Obligor to comply with its obligations and make payments under the Transaction Documents to which it is a party and accordingly, the value of any Certificates affected by it.

Reliance on DTC, Euroclear and Clearstream, Luxembourg procedures

The Certificates of each Series will be represented on issue by a Global Certificate that will be deposited with a nominee for DTC or a common depositary for Euroclear and Clearstream, Luxembourg. Except in the circumstances described in the Global Certificate, investors will not be entitled to receive Certificates in definitive form. Each of DTC, Euroclear and Clearstream, Luxembourg and their respective direct and indirect participants will maintain records of the ownership interests in the Global Certificate. While the Certificates of any Series are represented by the Global Certificate, investors will be able to trade their ownership interests only through the relevant clearing systems and their respective participants.

While the Certificates of any Series are represented by the Global Certificate, the Trustee will discharge its payment obligations under the Certificates by making payments through the relevant clearing systems. A holder of an ownership interest in a Global Certificate must rely on the procedures of the relevant clearing system and its participants in relation to payments under the Certificates. The Trustee has no responsibility or liability for the records relating to, or payments made in respect of, ownership interests in a Global Certificate.

Holders of ownership interests in a Global Certificate will not have a direct right to vote in respect of the Certificates so represented. Instead, such holders will be permitted to act only to the extent that they are enabled by the relevant clearing system and its participants to appoint appropriate proxies.

Exchange rate risks and exchange controls

The Trustee will pay Periodic Distribution Amounts and Dissolution Amounts on the Certificates and the Obligor will make any payments under the Transaction Documents to which it is a party in the Specified Currency. This presents certain risks relating to currency conversions if an investor's financial activities are denominated principally in a currency or currency unit (the **Investor's Currency**) other than the Specified Currency.

These include the risk that exchange rates may significantly change (including changes due to devaluation of the Specified Currency or revaluation of the Investor's Currency) and the risk that authorities with jurisdiction over the Investor's Currency may impose or modify exchange controls which could adversely affect an applicable exchange rate.

Neither the Trustee nor the Obligor has any control over the factors that generally affect these risks, such as economic, financial and political events and the supply and demand for applicable currencies. In recent years, exchange rates between certain currencies have been volatile and volatility between such currencies or with other

currencies may be expected in the future. However, fluctuations between currencies in the past are not necessarily indicative of fluctuations that may occur in the future. An appreciation in the value of the Investor's Currency relative to the Specified Currency would decrease (1) the Investor's Currency-equivalent yield on the Certificates; (b) the Investor's Currency-equivalent value of the principal payable on the Certificates; and (c) the Investor's Currency-equivalent market value of the Certificates.

Government and monetary authorities may impose (as some have done in the past) exchange controls that could adversely affect an applicable exchange rate as well as the availability of a specified foreign currency at the time of any payments by the Trustee or the Obligor in respect of the Certificates or Transaction Documents (as applicable). As a result, investors may receive lower Periodic Distribution Amounts or amounts in respect of the face amount of such Certificates than expected, or no such Periodic Distribution Amount or face amount.

Consents in relation to the variation of the Transaction Documents and other matters

The Master Declaration of Trust and the Conditions contain provisions for calling meetings of Certificateholders of a Series to consider and vote upon matters affecting their interests generally, or to pass resolutions in writing or through the use of electronic consents. These provisions permit defined majorities to bind all Certificateholders of such a Series including Certificateholders who did not attend and vote at the relevant meeting or, as the case may be, did not sign the written resolution or give their consent electronically, and including those Certificateholders who voted in a manner contrary to the majority.

The Master Declaration of Trust contains provisions permitting the Delegate from time to time and at any time without any consent or sanction of the Certificateholders to make any modification to the Master Declaration of Trust or any Transaction Document if, in the opinion of the Delegate, such modification: (a) is of a formal, minor or technical nature; (b) is made to correct a manifest error; or (c) is not materially prejudicial to the interests of the Certificateholders and is other than in respect of a Reserved Matter (as defined in the Master Declaration of Trust). Unless the Delegate otherwise agrees, any such modification shall as soon as practicable thereafter be notified to the Certificateholders and shall in any event be binding upon the Certificateholders.

The transferability of the Certificates may be limited under applicable securities and tax laws, which may adversely affect the value of the Certificates

The Certificates have not been registered under the Securities Act or the securities laws of any state of the United States or any other jurisdiction. In addition, neither the Trustee nor the Obligor has registered and neither intends to register as an investment company under the Investment Company Act, in reliance on the exemption set forth in Section 3(c)(7) thereof. The Certificates may not be offered, sold or otherwise transferred in the United States or to or for the account or benefit of a U.S. person other than to persons that are QIBs that are also QPs. In addition, each purchaser of a Certificate (or any interest therein) will be required to represent that it is not, and is not acting on behalf of, a Benefit Plan Investor or, unless certain conditions apply, a plan that is subject to any Similar Law, as described under "*Certain ERISA and Related Considerations*". Each purchaser of the Certificates will also be deemed, by its acceptance of such Certificates, to have made certain representations and agreements intended to restrict transfers of the Certificates as described under "*Transfer Restrictions*". It is the obligation of each purchaser of the Certificates to ensure that its offers and sales of the Certificates comply with all applicable securities laws.

In addition, if at any time the Trustee or the Obligor determines that any owner of Certificates, or any account on behalf of which an owner of Certificates purchased its Certificates, is a person that is required to be a QIB that is also a QP and does not meet this requirement, or is a Benefit Plan Investor, the Trustee or the Obligor may require that such owner's Certificates be sold or transferred to a person designated by or acceptable to the Trustee and the Obligor.

Risk factors relating to enforcement

The Certificates and certain of the Transaction Documents are governed by English law and the parties to such documents have agreed to refer any unresolved dispute in connection therewith to arbitration under the Arbitration Rules of the International Chamber of Commerce (the ICC Rules) with its seat in London.

The payments under the Certificates are dependent upon the Obligor making payments to the Trustee in the manner contemplated under the Transaction Documents to which it is a party. If the Obligor fails to do so, it may be necessary for an investor to bring an action against the Obligor to enforce its obligations and/or to claim damages, as appropriate, which may be costly and time-consuming. Notwithstanding that an arbitral award may be obtained in a London-seated arbitration, there is no assurance that the Trustee or the Obligor have, or would at the relevant time have, assets in the UK against which such arbitral award or judgment could be enforced. Article 13(9) of Abu Dhabi Law No. 4 of 2013 Concerning the Abu Dhabi Global Market (as amended) (the **ADGM Founding Law**) provides that parties may agree to refer their claims or disputes to arbitration. Accordingly, it is expected that the ADGM courts should recognise the arbitration agreement under the Conditions and the relevant Transaction Documents as valid and that the ADGM courts should, on the application of a party to such an arbitration agreement, stay proceedings in the ADGM courts brought in contravention of such an arbitration agreement.

Article 61 of the ADGM Arbitration Regulations 2015 (as amended) (the **ADGM Arbitration Regulations**) provides that an arbitral award, irrespective of the state or jurisdiction in which it was made, shall be recognised as binding within the ADGM and enforced by the ADGM courts as if it were a judgment of the ADGM courts. Further, Article 60(2) of the ADGM Arbitration Regulations provides that the 1958 New York Convention on the Recognition and Enforcement of Foreign Arbitral Awards (the **New York Convention**) shall apply within the ADGM and be complied with by the ADGM courts. Accordingly, it is expected that an arbitral award obtained in a London-seated arbitration should be recognised and enforced in the ADGM in accordance with the terms of the ADGM Arbitration Regulations and/or the New York Convention. In this regard, it should be noted that recognition and enforcement of an arbitral award may be refused by the ADGM courts on the grounds set out in Article 62 of the ADGM Arbitration Regulations or Article V of the New York Convention, which are broadly similar.

OVERVIEW

This overview does not contain all of the information that is important to making a decision to invest in Certificates. Any decision to invest in Certificates should be based on a consideration of this Base Offering Memorandum as a whole. In particular, it is important to carefully consider "Risk Factors" prior to making an investment decision with respect to Certificates.

All capitalised terms used but not otherwise defined in this Base Offering Memorandum have the meanings given to such terms in the Glossary of Defined Terms, attached as Appendix A, except for terms which are derived from the terms and conditions of the Certificates, which have the meanings given to such terms in "Terms and Conditions of the Certificates".

OVERVIEW OF THE COMPANY

The Company is a wholly owned subsidiary of ADNOC, the state-owned oil company of the Emirate of Abu Dhabi in the UAE and one of the largest oil producers in the world. ADNOC exercises control over the Company through its full ownership of the Company. In connection with the Company's establishment, the Company entered into: (i) the Assignment Agreement with ADNOC; and (ii) the Offtake Agreement with ADNOC Trading and ADNOC. Pursuant to the Assignment Agreement, ADNOC assigned to the Company for thirty (30) years (starting 1 January 2022) one (1) million barrels per day of Murban crude oil from ADNOC's rights to receive such crude oil produced by the Onshore Operating Companies from the Onshore Concessions located in Abu Dhabi. In addition, ADNOC may in the future (at ADNOC's absolute discretion) assign additional volumes of Murban crude oil to the Company. Pursuant to the Offtake Agreement with the Company, each of ADNOC and ADNOC Trading has committed for thirty (30) years (starting 1 January 2022) to purchase all of the volumes of such crude oil delivered to the Company pursuant to the Assignment Agreement at the applicable published OSP.

Murban crude oil is one of ADNOC's flagship crude oil grades, and ADNOC has average Murban crude oil production capacity of over two (2) million barrels per day. Murban crude oil is a highly fungible light, sweet crude oil with an API gravity of 40.0 and sulphur content of 0.78% that is internationally recognised for its consistent quality and high, stable production volumes, as well as its large number of global buyers.

Murban crude oil is also the grade used by IFAD for the world's first futures contract based on an Abu Dhabi crude oil grade, ICE Murban Futures, which launched in March 2021 and is a physically delivered contract with delivery at Fujairah in the UAE on an FOB basis. As at 14 August 2024, the equivalent of around eight (8) billion barrels of Murban crude oil have traded on IFAD since its launch. With the launch of IFAD, the OSP for crude oil has become linked to the forward price for Murban under the ICE Murban Futures, thereby providing additional visibility on pricing to Murban crude oil buyers globally. ADNOC is committed to the physical delivery of Murban crude oil under the futures contracts, in accordance with their terms.

ADNOC holds a sixty per cent. (60%) participating interest in each Onshore Operating Company and Onshore Concession, with certain International Companies holding the remaining interests. ADNOC provides crude oil to the Company pursuant to the Assignment Agreement from its production rights under the Onshore Concessions.

Each Onshore Operating Company operates pursuant to the Onshore Concession granted to its shareholders as follows:

Onshore Operating Company	Onshore Concession	Onshore Concession Expiry
ADNOC Onshore	ADCO	2054
Al Dhafra OPCO	Al Dhafra	2042
Al Yasat OPCO	Al Yasat	2043

The Onshore Concessions comprise several fields that ADNOC estimates collectively contain more than 90 billion barrels in place of Murban crude oil. The total remaining gross producible resources in the Onshore Concessions have been estimated by ADNOC at more than 30.1 billion barrels, of which up to 22.6 billion barrels are reserves.

From 2011 to 2021, ADNOC's share of the Onshore Operating Companies' production of Murban crude oil was approximately one (1) million barrels per day on average, with the remaining production allocated to International Companies. More than ninety-five per cent. (95%) of all Murban crude oil currently produced from the Onshore Concessions is from the ADCO Concession, which expires in 2054.

The Company's cashflow is generated solely from payments by ADNOC and/or ADNOC Trading pursuant to the terms of the Offtake Agreement and the Assignment Agreement. The Company therefore benefits from an attractive risk profile and superior cashflows for the following reasons:

- Pursuant to the Assignment Agreement, ADNOC assigned to the Company for thirty (30) years (starting 1 January 2022) the Volume Availability Commitment of Murban crude oil, one of ADNOC's flagship crude oil grades, which is an attractive commodity with a large number of global buyers and is of strategic importance to ADNOC as a result of its role in IFAD;

- ADNOC estimates based on remaining gross producible resources that the Onshore Concessions have a remaining production life of approximately fifty (50) years;

- Murban crude oil is produced by the Onshore Operating Companies, which are operating companies 60% owned by ADNOC and 40% owned by reputable and experienced International Companies. From 2011 to 2021, ADNOC's share of the Onshore Operating Companies' production of Murban crude oil was approximately one (1) million barrels per day on average, with the remaining production allocated to International Companies;

- ADNOC provides the Company with the Volume Availability Commitment of one (1) million barrels per day of Murban crude oil, whether or not the Murban crude oil is actually produced, which isolates the Company from any disruption in Murban crude oil production and delivery;

- All of the volumes of crude oil delivered by ADNOC to the Company are sold through, or to, ADNOC Trading or ADNOC at the applicable OSP, thereby providing the Company with a robust mechanism to monetise the volumes of crude oil it receives from ADNOC; and

- The Company does not bear any of the operating expenses, capital expenses, royalties or taxes required for the production and delivery of crude oil to the Company (which remain borne by ADNOC) and benefits from a corporate tax residency in ADGM (in accordance with ADGM's regulations and applicable UAE federal legislation), which together result in superior margins and cash conversion. However, see also "*Risk Factors—The Company may in the future be subject to UAE federal corporate income tax*".

ONSHORE CONCESSIONS AND ONSHORE OPERATING COMPANIES

The first concession for oil in Abu Dhabi was granted to a consortium of International Companies, comprising BP, ExxonMobil, Shell, TotalEnergies and Partex in January 1939 for a 75-year term. It covered the entire onshore territory of Abu Dhabi, including all islands and shallow coastal waters. Much of this area was later relinquished. ADNOC acquired a twenty-five per cent. (25%) interest in such concession in January 1973, which it increased to sixty per cent. (60%) the following year. The International Companies' interests were reduced to nine point five per cent. (9.5%) each, apart from Partex, which retained a two per cent. (2%) interest. ADNOC Onshore was established to operate this concession in 1978. The interests of the International Companies remained unchanged. The first oil concession expired in January 2014, and ADNOC operated the onshore area as an ADNOC sole risk project with one hundred per cent. (100%) of all production for the benefit of ADNOC.

The Onshore Concessions and Onshore Operating Companies are as follows:

ADCO Concession and ADNOC Onshore

In 2015, the ADCO Concession was granted by the Supreme Petroleum Council (now the SCFEA) to ADNOC (holding a participating interest of sixty per cent. (60%)) and certain International Companies (collectively holding a participating interest of forty per cent. (40%)). ADNOC and the International Companies appointed ADNOC Onshore to conduct the petroleum operations in the ADCO Concession on their behalf. ADNOC and the International Companies are shareholders in ADNOC Onshore in proportion to their respective participating interests in the ADCO Concession. ADNOC Onshore explores, develops and produces hydrocarbons within its area of operations pursuant to a 40-year concession granted to its shareholders and expiring on 31 December 2054. The ADCO Concession includes fifteen (15) main fields in Abu Dhabi: Bu Hasa, Asab, Sahil, Shah, Mender, Bab, Al Dabb'iya, Rumaitha, Shanayel, Huwaila, Qusahwira and Bida Al Qemzan (two connected fields), Arjan, Uwaisa and Jumaylah. In addition to ADNOC's sixty per cent. (60%) interest in the ADCO Concession and ADNOC Onshore, ten per cent. (10%) is held by TotalEnergies EP Holdings UAE B.V. (**TotalEnergies**), five per cent. (5%) is held by JODCO Onshore Limited (**JODCO**), three per cent. (3%) is held by Korea GS E&P Pte. Ltd (**GS Energy**), ten per cent. (10%) is held by BP (Abu Dhabi) Limited (**BP**), eight per cent. (8%) is held by CNPC International (Hong Kong) Limited (**CNPC**), and four per cent. (4%) is held by China ZhenHua Oil (Hong Kong) Limited (**ZhenHua**).

Al Dhafra and Al Dhafra OPCO

The Al Dhafra Concession was granted to ADNOC by way of an Executive Council resolution in 1980 and ADNOC subsequently assigned forty per cent. (40%) of its rights in the Al Dhafra Concession area and forty per cent. (40%) of the shares in the Al Dhafra OPCO to KADOC Ltd (**KADOC**) in 2012. Al Dhafra OPCO explores, develops and produces hydrocarbons within its area of operations on behalf of its shareholders pursuant to the Al Dhafra Concession expiring 2042. The Al Dhafra Concession includes one main onshore field in Abu Dhabi: Haliba, with exploration activities ongoing in nearby fields.

Al Yasat and Al Yasat OPCO

The Al Yasat Concession was granted to ADNOC by way of an Executive Council resolution in 1980 and ADNOC subsequently assigned forty per cent. (40%) of its rights in the Al Yasat Concession area and forty per cent. (40%) of the shares in the Al Yasat OPCO to CNPC in 2013. Al Yasat OPCO explores, develops and produces hydrocarbons on behalf of its shareholders pursuant to the Al Yasat Concession expiring 2043. The Al Yasat Concession includes two (2) main offshore fields and an onshore area, Bu Haseer and Belbazem, in Abu Dhabi.

For a description of the Onshore Operating Companies and the Onshore Concessions, see "*Description of the Company—Description of the Onshore Concessions and the Onshore Operating Companies*".

THE COMPANY, ADNOC AND THE EMIRATE OF ABU DHABI

The Company was established in 2021 pursuant to the Abu Dhabi Global Market Companies (Amendment No.1) Regulations 2020, as a wholly owned subsidiary of ADNOC, which is ultimately owned by the Government of Abu Dhabi. The Company is capitalised through a capital contribution provided by ADNOC.

ADNOC was established in 1971 by the Ruler of Abu Dhabi, the late H.H. Sheikh Zayed bin Sultan Al Nahyan, to operate in all areas of Abu Dhabi's oil and gas industry. It is the state-owned oil company of Abu Dhabi and one of the largest oil producers in the world. Since its incorporation, ADNOC has played an integral role in Abu Dhabi's economic development. ADNOC manages, produces and preserves Abu Dhabi's hydrocarbon reserves on behalf of the Government of Abu Dhabi. The UAE had the world's fifth largest proven crude oil reserves and seventh largest proven natural gas reserves in 2023 according to the 2024 OPEC Annual Statistical Bulletin. OPEC estimated the UAE's proven crude oil reserves to be 113 billion barrels equal to approximately seven point two per cent. (7.2%) of OPEC's estimate for the world's total proven crude oil reserves, and its natural gas reserves to be 8,210 billion standard cubic metres (or 290 trillion scf), equal to approximately three point nine per cent. (3.9%) of OPEC's estimate for the world's total proven natural gas reserves. ADNOC manages approximately

ninety-six per cent. (96%) of the UAE's total oil and gas reserves, and ADNOC's oil production capacity is more than 4 mmbpd and it processes more than 10 bscfd of gas. While the reserves estimates included in Appendices C and D include associated natural gas from the Onshore Concessions, ADNOC has not assigned any natural gas (including any associated natural gas) to the Company under the Assignment Agreement. For a description of ADNOC, see "*Description of ADNOC*".

Abu Dhabi is the largest of the seven (7) Emirates in the UAE, and the city of Abu Dhabi is also the capital of the UAE. Abu Dhabi is one of the world's major producers of oil, which was first discovered in Abu Dhabi in 1958. The first export shipments of crude oil were made from the Jebel Dhanna terminal in December 1963. Abu Dhabi's GDP is generated principally by the hydrocarbon sector (mining and quarrying), which contributed thirty eight point one per cent. (38.1%) of Abu Dhabi's nominal GDP in 2019, thirty one point five per cent. (31.5%) in 2020, forty point nine per cent. (40.9%) in 2021, forty-eight per cent. (48.0%) in 2022, forty point three per cent. (40.3%) in 2023 and, based on preliminary estimates, thirty-eight point five per cent. (38.5%) in 2024. For a description of the UAE and Abu Dhabi, see "*Overview of the UAE and Abu Dhabi*".

THE COMPANY'S STRENGTHS

The Company believes its key strengths are as follows:

Strength of ADNOC

ADNOC is both the Company's parent and a counterparty under the Assignment Agreement and the Offtake Agreement. ADNOC is the Abu Dhabi state-owned oil company and one of the largest oil producers in the world. ADNOC manages, produces and preserves Abu Dhabi's hydrocarbon reserves on behalf of the Government of Abu Dhabi, and ADNOC's oil production capacity is more than 4 mmbpd and it processes more than 10 bscfd of gas. Abu Dhabi has approximately ninety-six per cent. (96%) of the UAE's total proven oil reserves which are approximately seven point two per cent. (7.2%) of the proven world oil reserves according to OPEC. The UAE had the world's fifth largest proven crude oil reserves and seventh largest proven natural gas reserves in 2023, in each case according to the 2024 OPEC Annual Statistical Bulletin. Since its incorporation in 1971, ADNOC has played an integral role in Abu Dhabi's and the UAE's economic development. Within the past twenty (20) years, ADNOC has not failed to pay a dividend within a financial quarter. For a description of ADNOC, see "*Description of ADNOC*".

The Abu Dhabi government, which is the sole owner of ADNOC, enjoys a long-term foreign currency issuer default rating of "AA" with a stable outlook from Fitch and a long-term foreign currency issuer default rating of "Aa2" with a stable outlook from Moody's.

Strong cashflows

ADNOC has assigned to the Company for thirty (30) years (starting 1 January 2022) one (1) million barrels per day of Murban crude oil from ADNOC's rights to receive such crude oil produced by the Onshore Operating Companies from the Onshore Concessions located in Abu Dhabi. In addition, ADNOC may in the future (at ADNOC's absolute discretion) assign additional volumes of such crude oil to the Company. The Onshore Concessions collectively contain an estimated 22.6 billion barrels of Murban crude oil reserves. ADNOC estimates based on remaining gross producible resources that the Onshore Concessions have a remaining production life of approximately 50 (fifty) years. From 2011 to 2021, ADNOC's share of the Onshore Operating Companies' production of Murban crude oil was approximately one (1) million barrels per day on average, with the remaining production allocated to International Companies. Murban crude oil has a large number of global buyers and is also the grade used by IFAD for ICE Murban Futures, which results in an active and transparent market for Murban crude oil.

In addition, because the Company does not bear any of the operating expenses, capital expenses, royalties or taxes required for the production and delivery of crude oil to the Company (which remain borne by ADNOC) and benefits from a corporate tax residency in the ADGM (in accordance with the ADGM's regulations and applicable

UAE federal legislation), the Company achieves strong cashflows. See "*Risk Factors—The Company may in the future be subject to UAE federal corporate income tax*".

The total value of crude oil delivered under the Volume Availability Commitment was $29,624.2 million, $30,567.5 million and $35,639.5 million for the years ended 31 December 2024, 2023 and 2022, respectively, comprising $6,915.1 million invoiced to ADNOC Trading and $22,709.1 million invoiced to ADNOC for the year ended 31 December 2024, $20,435.7 million invoiced to ADNOC Trading and $10,131.9 million invoiced to ADNOC for the year ended 31 December 2023, and $23,133.8 million invoiced to ADNOC Trading and $12,505.7 million invoiced to ADNOC for the year ended 31 December 2022.

Attractive risk profile

The Company benefits from an attractive risk profile as follows:

- ***Insulated production and delivery risk***: ADNOC will provide the Company with the Volume Availability Commitment of one (1) million barrels per day of crude oil regardless of any disruption in such crude oil production or delivery, thereby insulating the Company from risk related to the operations of the Onshore Operating Companies.

- ***Backstopped offtake risk***: If, at any time and for any reason, ADNOC Trading does not intend, or is not able, to take delivery of any quantity of crude oil made available for delivery to ADNOC Trading under the Offtake Agreement, ADNOC has an obligation to purchase and take delivery of, and make payment to the Company at the applicable OSP in respect of, such quantity. In addition, the Company has the right in certain circumstances to sell crude oil directly to customers in the market through an agency arrangement or other terms to be established between ADNOC Trading and the Company.

- ***No production and delivery cost risk***: ADNOC retains all obligations to pay the operating and capital expenses required for the production and delivery to the Company of crude oil.

- ***Advantageous fiscal position***: ADNOC retains all obligations to pay concession royalties and taxes with respect to crude oil production and export, which are not charged to the Company.

Strategic importance of Murban crude oil

Murban crude oil is one of ADNOC's flagship crude oil grades. Murban crude oil is the grade used for ICE Murban Futures, the world's first futures contract based on an Abu Dhabi crude oil grade. Alongside ICE and ADNOC, nine (9) of the world's largest energy companies and traders joined IFAD as founding partners. IFAD trades ICE Murban Futures, the world's first futures contract based on an Abu Dhabi crude oil grade, a physically delivered contract with delivery at Fujairah in the UAE on an FOB basis. As at 14 August 2024, the equivalent of around eight (8) billion barrels of Murban crude oil have traded on IFAD since its launch. According to the Industry Consultant, Abu Dhabi's key onshore projects have a weighted average breakeven of approximately $11.7/bbl (10% discount rate).

By making Murban crude oil a freely traded crude and tying the OSP for Murban crude oil to its forward price on ICE Murban Futures, similar to Brent or WTI, Murban crude oil customers have better price transparency, flexibility to hedge and manage risks and increased access to Murban crude oil. For ADNOC, one of its flagship crude grades becomes more available to a broader set of market participants around the world. IFAD complemented ICE Murban Futures with a series of tradable spread markets to other ICE crude oil benchmarks, alongside a series of related derivative contracts including first lines, crude swaps and differentials.

Commitment to sustainability

ADNOC is one of the leading energy producers globally and recognises its opportunity and responsibility to demonstrate its commitment to effectively manage the environmental and social aspects of its operations and

contribute to the UAE's sustainability and climate ambition of net zero. The Industry Consultant estimates that ADNOC's upstream carbon emissions intensity in 2023 was 19.2 tCO2e/kboe (tonnes of carbon dioxide equivalent per thousand barrels of oil equivalent), which compares favourably to oil major peers where the average intensity in 2023 was 21.3 tCO2e/kboe (as estimated by the Industry Consultant) and national oil company peers where the average intensity in 2023 was 18.7 tCO2e/kboe (as estimated by the Industry Consultant). In 2023, the carbon emissions intensity of ADNOC Onshore was less than 7.0 tCO2e/kboe and the onshore flaring intensity was less than 0.07 tCO2e/kboe based on internal ADNOC calculations. For a more detailed description of ADNOC's 2030 sustainability strategy, see "*Description of ADNOC—Commitment to sustainability*".

Key agreements

Pursuant to the Assignment Agreement between ADNOC and the Company, ADNOC granted to the Company title to the Volume Availability Commitment of Murban crude oil produced from the Onshore Concessions by the Onshore Operating Companies for thirty (30) years with an extension if any relevant concession is extended beyond its term. In addition, ADNOC may in the future (at ADNOC's absolute discretion) assign additional volumes of such crude oil to the Company. The Company retains discretion as to the timing of repayment to ADNOC of the fair value of the assignment of the Murban crude oil rights which is reflected on the Company's balance sheet as an asset, with a contra entry consisting of a capital contribution by ADNOC to the Company's capital. As at 31 December 2024, the fair value of the financial asset at fair value through profit or loss as reflected in the Company's 2024 Financial Statements was $472,649.7 million.

ADNOC is committed for the term of the Assignment Agreement to deliver to the Company the Volume Availability Commitment of one (1) million barrels per day of crude oil. This Volume Availability Commitment applies regardless of production levels from the Onshore Concessions by the Onshore Operating Companies. ADNOC may, at its option, satisfy its obligations to deliver crude oil volumes to the Company either through the physical delivery of crude oil barrels at the agreed delivery points or through the payment to the Company of the equivalent value in cash calculated on the basis of the OSP that applied in the relevant period.

If the Assignment Agreement is terminated by the Company, then the Company is entitled (as its sole and exclusive remedy) to receive a termination payment in cash equal to the fair value of undelivered Murban crude oil under the Assignment Agreement and the Company would also be entitled to terminate the Offtake Agreement. The Assignment Agreement's term expires in January 2052. The Assignment Agreement may be extended by mutual agreement of both ADNOC and the Company and automatically extends if any applicable concession is extended.

ADNOC Trading, ADNOC and the Company also entered into the Offtake Agreement pursuant to which the Company has the right to sell to ADNOC and ADNOC Trading, and each of ADNOC and ADNOC Trading have the obligation to take delivery of and purchase, in the volumes agreed between them, the crude oil delivered to the Company pursuant to the Assignment Agreement at the applicable published OSP, which quantities are then on-supplied to existing or future ultimate customers of the ADNOC Group. If, at any time and for any reason, ADNOC Trading does not intend, or is not able, to take delivery of any quantity of crude oil made available for delivery to ADNOC Trading under the Offtake Agreement, ADNOC has an obligation to purchase and take delivery of, and make payment to the Company at the OSP in respect of, such quantity. In addition, the Company has the right in certain circumstances to sell crude oil to customers in the market through a selling agent or on other terms to be established between ADNOC Trading and the Company. The Offtake Agreement's term expires in January 2052. The Offtake Agreement may be extended by mutual agreement of ADNOC, ADNOC Trading and the Company and automatically extends if any applicable concession is extended.

The average OSP for calendar years 2022, 2023 and 2024 was $97.47, $83.74 and $80.93, respectively.

For a description of the Assignment Agreement and the Offtake Agreement, see "*Material Agreements*".

SUMMARY HISTORICAL FINANCIAL AND KEY OPERATING DATA

This Base Offering Memorandum includes the Company's Annual Financial Statements.

The financial information included in the tables below has been derived from the Company's Annual Financial Statements.

Statement of financial position data

	31 December 2024	31 December 2023	31 December 2022
	USD'000	USD'000	USD'000
ASSETS			
Non-current asset			
Financial asset at FVTPL	446,675,213	513,148,927	522,515,461
Current assets			
Financial asset at FVTPL	25,974,499	27,087,166	29,594,040
Due from related parties (1)	2,321,970	2,885,556	2,900,430
Cash and cash equivalents (2)	2,320,323	2,939,070	1,995,182
	30,616,792	**32,911,792**	**34,489,652**
Total assets	**477,292,005**	**546,060,719**	**557,005,113**
EQUITY			
Share capital	1,000	1,000	1,000
Capital contributions	542,503,182	577,190,241	606,905,245
Accumulated losses (3)	(69,216,775)	(31,200,403)	(49,902,387)
Total equity	**473,287,407**	**545,990,838**	**557,003,858**
Non-current liability			
Interest-bearing bonds (4)	3,946,370	–	–
Current liabilities			
Due to related parties (5)	1,340	69,785	1,255
Accrued interest and other accruals (6)	56,888	96	–
	58,228	**69,881**	**1,255**
Total liabilities	**4,004,598**	**69,881**	**1,255**
Total equity and liabilities	**477,292,005**	**546,060,719**	**557,005,113**

Notes:

(1) This comprises amounts due from ADNOC Trading and ADNOC, which pertain to the value of crude oil delivered pursuant to the Offtake Agreement. The amount due from ADNOC also includes a USD 1 million receivable in respect of initial share capital.

(2) This comprises cash at banks.

(3) The Company's accumulated losses as at 31 December 2024, 31 December 2023 and 31 December 2022 are as a result of the non-cash change in fair value of financial asset at FVTPL.

(4) On 11 September 2024, the Company issued USD 4 billion bonds in three tranches under its newly established Global Medium Term Note Program.

(5) This comprises amounts due to ADNOC and, as at 31 December 2023 only, includes ADNOC Trading. Amounts due to ADNOC include corporate services fees amounting to USD 200,000 for each of the years ended 31 December 2024, 31 December 2023 and 31 December 2022, as per the Corporate Services Agreement between ADNOC and the Company. The remaining amount due to ADNOC related mainly to fees paid to the auditor and consultancy fees paid by ADNOC on behalf of the Company. The amount due to ADNOC Trading as at 31 December 2023 represented excess cash received from ADNOC Trading which was paid back to ADNOC Trading in January 2024.

(6) This line item was referred to as 'Accruals' in the 2023 Financial Statements.

Statement of profit or loss and other comprehensive income data

	For the year ended 31 December 2024	For the year ended 31 December 2023	For the year ended 31 December 2022
	USD'000	USD'000	USD'000
Revenue	6,915,117	20,435,685	23,133,798
Cost of goods sold	(6,915,117)	(20,435,685)	(23,133,798)
Gross margin	–	–	–
Change in fair value of financial asset at FVTPL	(37,962,212)	18,694,132	(49,901,132)
Administrative expenses	(4,843)	(1,034)	(1,255)
Finance cost	(56,806)	–	–
Finance income	7,489	8,886	–
(Loss)/profit for the year	**(38,016,372)**	**18,701,984**	**(49,902,387)**
Other comprehensive income	–	–	–
Total comprehensive (loss)/income for the year	**(38,016,372)**	**18,701,984**	**(49,902,387)**

Statement of cash flows data

	For the year ended 31 December 2024	For the year ended 31 December 2023	For the year ended 31 December 2022
	USD'000	USD'000	USD'000
Cash flows from operating activities			
Cash receipts from ADNOC Trading on account of crude oil sales	8,073,780	20,750,023	21,168,439
Cash receipts from ADNOC on account of partial settlement of financial asset at FVTPL	22,113,975	9,901,061	11,571,631
Cash settlement towards ADNOC Trading on account of excess cash received	(68,670)	-	-
Payment to suppliers	(4,632)	(1,078)	-
Net cash generated from operating activities	**30,114,453**	**30,650,006**	**32,740,070**
Cash flows from investing activity			
Finance income received	7,489	8,886	-
Net cash generated from investing activity	**7,489**	**8,886**	**-**
Cash flows used in financing activities			
Proceeds from issue of interest-bearing bonds	3,946,370	-	-
Repayment of capital contribution to ADNOC	(34,687,059)	(29,715,004)	(30,744,888)
Net cash used in financing activities	**(30,740,689)**	**(29,715,004)**	**(30,744,888)**
Net (decrease)/increase in cash and cash equivalents	**(618,747)**	**943,888**	**1,995,182**
Cash and cash equivalents at the beginning of the year	2,939,070	1,995,182	-
Cash and cash equivalents at the end of the year	**2,320,323**	**2,939,070**	**1,995,182**

Other financial data

The following tables set forth certain financial measures used by the Company as key indicators of the Company's operating performance for the years listed below. All the footnotes referenced in the following tables are explained below the last table:

As at and for the year ended 31 December 2024:

	1 January 2024 Receivable	Invoiced during the year	Receipts during the year	31 December 2024 Receivable
	(USD'000)	(USD'000)	(USD'000)	(USD'000)
ADNOC Trading	1,719,691	6,915,117	(8,073,780)	561,028
ADNOC	1,164,865**	22,709,052[(1)]	(22,113,975)	1,759,942**
Total.....	**2,884,556**	**29,624,169**	**(30,187,755)**	**2,320,970**

As at and for the year ended 31 December 2023:

	1 January 2023 Receivable	Invoiced during the year	Receipts during the year	31 December 2023 Receivable
	(USD'000)	(USD'000)	(USD'000)	(USD'000)
ADNOC Trading	1,965,359	20,435,685	(20,681,353)*	1,719,691
ADNOC	934,071**	10,131,855[(2)]	(9,901,061)	1,164,865**
Total.....	**2,899,430**	**30,567,540**	**(30,582,414)**	**2,884,556**

As at and for the year ended 31 December 2022:

	1 January 2022 Receivable	Invoiced during the year	Receipts during the year	31 December 2022 Receivable
	(USD'000)	(USD'000)	(USD'000)	(USD'000)
ADNOC Trading	-	23,133,798	(21,168,439)	1,965,359
ADNOC	-	12,505,702[(2)]	(11,571,631)	934,071**
Total.....	**-**	**35,639,500**	**(32,740,070)**	**2,899,430**

	As of and for the year ended 31 December 2024	As of and for the year ended 31 December 2023	As of and for the year ended 31 December 2022
	USD'000	USD'000	USD'000
Total crude oil value lifted			
ADNOC Trading	6,915,117	20,435,685	23,133,798
ADNOC.....	22,709,052	10,131,855	12,505,702
	29,624,169	**30,567,540**	**35,639,500**
Cash received from ADNOC Trading	8,073,780	20,750,023[(3)]	21,168,439
Cash received from ADNOC.....	22,113,975	9,901,061[(3)]	11,571,631
	30,187,755	**30,651,084**	**32,740,070**
Receivables			
ADNOC Trading on account of crude oil delivered.....	561,028	1,719,691	1,965,359

ADNOC on account of partial settlement of financial asset at FVTPL	1,759,942	1,164,865	934,071
	2,320,970	**2,884,556**	**2,899,430**
Repayment of capital contribution to ADNOC.....	(34,687,059)[4]	(29,715,004)[5]	(30,744,888)
Cash and cash equivalents	**2,320,323**[6]	**2,939,070**	**1,995,182**

_____

Notes:

* This excludes excess cash of USD 68,670 thousand received from ADNOC Trading, which is classified as due to related parties as of 31 December 2023.

** This receivable represents the value of crude oil invoiced by the Company to ADNOC pursuant to the Offtake Agreement (excluding a USD 1 million receivable in respect of initial share capital).

(1) Barrels amounting to USD 22,709 million were invoiced by the Company to ADNOC during the year ended 31 December 2024, for which no revenue was recognised. Please refer to notes 4 and 5 of the Company's 2024 Financial Statements.

(2) Barrels amounting to USD 10,132 million were invoiced by the Company to ADNOC during the year ended 31 December 2023, for which no revenue was recognised. Barrels amounting to USD 12,506 million were invoiced by the Company to ADNOC during the year ended 31 December 2022, for which no revenue was recognised. Please refer to notes 4 and 5 of the Company's 2023 Financial Statements.

(3) Cash received from ADNOC Trading and ADNOC includes an amount of USD 1,965 million and USD 934 million, respectively, collected on account of receivables as of 31 December 2022.

(4) During the year ended 31 December 2024, repayments amounting to USD 34,687 million of capital contribution were made based on cash receipts from ADNOC and ADNOC Trading during the year ended 31 December 2024, amounting to USD 30,188 million, receipt of finance income amounting to USD 7.5 million, net proceeds from issuance of interest-bearing bonds amounting to USD 3,946 million, opening cash balance of USD 2,939 million leaving a closing cash balance as of 31 December 2024 amounting to USD 2,320 million after payment of USD 69 million on account of extra cash that was received from ADNOC Trading during the year ended 31 December 2023 and USD 4.6 million to suppliers for their services. Please refer to note 9 of the Company's 2024 Financial Statements.

(5) During the year ended 31 December 2023, repayments amounting to USD 29,715 million of capital contribution were made based on cash receipts from ADNOC and ADNOC Trading during the current year amounting to USD 30,582 million (excluding excess cash collected from ADNOC Trading as referenced below), receipt of finance income amounting to USD 8.9 million, opening cash balance of USD 1,995 million and excess cash received from ADNOC Trading amounting to USD 69 million leaving a closing cash balance of USD 2,939 million after payment of USD 1 million to suppliers for their services. Please refer to note 9 of the Company's 2023 Financial Statements.

(6) Since 1 January 2025, the Company has received cash in the amount of USD 6,629.9 million, including receipts on account of invoices issued to ADNOC Trading and ADNOC which were not due and accordingly outstanding for collection as of 31 December 2024.

OVERVIEW OF THE PROGRAMME

The following overview does not purport to be complete and is taken from, and is qualified in its entirety by, the remainder of this Base Offering Memorandum and, in relation to the terms and conditions of any particular Series of Certificates, the applicable Pricing Supplement. The Trustee, the Obligor and the relevant Dealer may agree that Certificates shall be issued in a form other than that contemplated in "Terms and Conditions of the Certificates", in which event, a new supplement to the Base Offering Memorandum, if appropriate, will be published.

Words and expressions defined in "*Form of the Certificates*" shall have the same meanings in this overview.

Trustee:	ADNOC Murban Sukuk Limited, as trustee for and on behalf of the Certificateholders and as issuer of the Certificates, incorporated in the ADGM as a private company limited by shares on 7 January 2025 with registered number 24659 and having its registered office at the offices of Walkers Professional Services (Middle East) Limited, 24th Floor, Al Sila Tower, Abu Dhabi Global Market Square, Abu Dhabi, United Arab Emirates. The Trustee has been incorporated solely for the purpose of participating in the transactions contemplated by the Transaction Documents to which it is a party. The Trustee shall on each Issue Date issue the Certificates to the Certificateholders and act as Trustee in respect of the Trust Assets for the benefit of the Certificateholders.
Trustee's Legal Entity Identifier (LEI):	254900UBM8GV669Q5J03.
Obligor:	ADNOC Murban RSC Ltd. See further "*Description of the Company*".
Obligor's LEI:	213800OWGH7RAYG61M70.
Ownership of the Trustee:	As at the date of this Base Offering Memorandum, the Trustee issued 100 shares of U.S.$1.00 each, all of which are fully-paid and held by Walkers Fiduciary Limited as share trustee under the terms of a declaration of trust dated 7 January 2025 (the **Share Declaration of Trust**).
Administration of the Trustee:	The affairs of the Trustee are managed by Walkers Professional Services (Middle East) Limited (the **Corporate Administrator**) who will provide, amongst other things, certain administrative services for and on behalf of the Trustee pursuant to the terms of a corporate services agreement dated on or around 28 April 2025 (the **Corporate Services Agreement**) and made between, amongst others, the Trustee and the Corporate Administrator.
Arranger:	Standard Chartered Bank.
Dealers:	Abu Dhabi Commercial Bank PJSC, Abu Dhabi Islamic Bank PJSC, Dubai Islamic Bank PJSC, Emirates NBD Bank PJSC, First Abu Dhabi Bank PJSC and Standard Chartered Bank, and

	any other Dealer appointed from time to time either generally in respect of the Programme or in relation to a particular Series of Certificates.
Delegate:	Citibank N.A., London Branch
Principal Paying Agent, Exchange Agent and Transfer Agent:	Citibank N.A., London Branch
Registrar:	Citibank Europe plc
Method of Issue:	The Certificates will be issued on a syndicated or non-syndicated basis. The Certificates will be issued in series (each a **Series**), the specific terms of which will be completed in the applicable Pricing Supplement.
Currencies:	Subject to compliance with all applicable legal and/or regulatory requirements, Certificates may be issued in any currency agreed between the Trustee, the Obligor and the relevant Dealers.
Maturities:	Any maturity, subject to compliance with all applicable legal and/or regulatory requirements.
Issue Price:	Certificates may be issued at any price on a fully paid basis, as specified in the applicable Pricing Supplement. The price and amount of Certificates to be issued under the Programme will be determined by the Trustee, the Obligor and the relevant Dealer at the time of issue in accordance with prevailing market conditions.
Status of the Certificates:	Each Certificate will represent an undivided *pro rata* ownership interest in the relevant Trust Assets (pursuant to the Master Declaration of Trust as supplemented by the relevant Supplemental Declaration of Trust) and will be a limited recourse obligations of the Trustee. Each Certificate will rank *pari passu*, without preference or priority, with all other Certificates of the relevant Series issued under the Programme. The payment obligations of the Obligor (in any capacity) under the Transaction Documents to which it is a party in respect of each Series of Certificates will constitute direct, unconditional, unsubordinated and (subject to the provisions of Condition 7) unsecured obligations of the Obligor and (save for certain obligations required to be preferred by law that are both mandatory and of general application and subject to the provisions of Condition 7) rank at least *pari passu* with all other present and future unsecured obligations (other than subordinated obligations, if any) of the Obligor, from time to time outstanding. In respect of each Series, the Trustee shall hold the Trust Assets for such Series on trust absolutely for and on behalf of the Certificateholders of such Series *pro rata* according to the

face amount of Certificates held by each holder. The Trust Assets in respect of each Series will comprise: (a) all of the cash proceeds of the issue of the Certificates, pending the application thereof in accordance with the terms of the Transaction Documents; (b) all of the Trustee's rights, title, interests, benefits and entitlements, present and future, in, to and under the Wakala Portfolio; (c) all of the Trustee's rights, title, interests, benefits and entitlements, present and future, in, to and under the Transaction Documents (excluding any representations given by the Obligor to the Trustee and/or the Delegate pursuant to any of the Transaction Documents or the covenant given to the Trustee pursuant to clause 17.1 of the Master Declaration of Trust); (d) all moneys standing to the credit of the Transaction Account from time to time; and (e) all proceeds of the foregoing.

Periodic Distribution Amounts: Certificateholders are entitled to receive Periodic Distribution Amounts calculated on the basis specified in the applicable Pricing Supplement.

Negative Pledge: The Certificates will have the benefit of a negative pledge provision, as further described in Condition 7.

Cross Acceleration: The terms of the Certificates will have the benefit of a cross-acceleration provision, as further described in Condition 14.

Dissolution on the Scheduled Dissolution Date: Unless the Certificates are previously redeemed or purchased and cancelled in full, each Certificate shall be finally redeemed at its Dissolution Distribution Amount and the Trust in relation to the relevant Series shall be dissolved by the Trustee on the Scheduled Dissolution Date specified in the applicable Pricing Supplement.

Dissolution Amount: Means, in relation to each Certificate, as the case may be:

(a) the Dissolution Distribution Amount, being;

(i) the sum of: (A) the outstanding face amount of such Certificate; and (B) any due but unpaid Periodic Distribution Amounts relating to such Certificate; or

(ii) such other amount specified in the applicable Pricing Supplement as being payable upon any relevant Dissolution Date; or

(b) the Tax Dissolution Amount;

(c) the Optional Dissolution Amount;

(d) the Certificateholder Put Right Dissolution Amount;

(e) the Change of Control Put Right Dissolution Amount; or

(f) the Clean Up Call Right Dissolution Amount.

The relevant Dissolution Amount will be payable in respect of the Certificates out of amounts transferred to the Transaction Account pursuant to the terms of the Transaction Documents.

Dissolution Events: The Dissolution Events are described in Condition 14. Following the occurrence of a Dissolution Event which is continuing, the Certificates of the relevant Series may be redeemed in full at an amount equal to the relevant Dissolution Distribution Amount and the Trust in relation to the relevant Series shall be dissolved by the Trustee on any Dissolution Event Redemption Date. See Condition 14.

Dissolution for Tax Reasons: Where the Trustee has or will become obliged to pay any additional amounts in respect of the Certificates pursuant to Condition 11 or the Trustee has received notice from the Obligor that it has or will become obliged to pay any additional amounts in respect of amounts payable under the Transaction Documents, in each case, as a result of a change in, or amendment to, the laws or regulations of a Relevant Tax Jurisdiction, or any change in the application or official interpretation of such laws or regulations, which change or amendment becomes effective on or after the Issue Date of the relevant Series (or if such jurisdiction became a Relevant Tax Jurisdiction on a date subsequent thereto, after such date) and such obligation cannot be avoided by the Trustee or the Obligor, as applicable, taking reasonable measures available to it, the Obligor may, in accordance with Condition 10(b) require the Trustee, on giving Certificateholders not less than 30 days nor more than 90 days (which notice shall be irrevocable), to redeem (but not some only) of the Certificates at an amount equal to the relevant Tax Dissolution Amount on any Tax Dissolution Date subject to and in accordance with Condition 10(b).

Optional Dissolution Right: If so specified in the applicable Pricing Supplement, the Obligor may, in accordance with Condition 10(c), require the Trustee, on giving not less than 15 days nor more than 30 days notice to the Certificateholders (which notice shall be irrevocable) to redeem all or, if so specified in such notice, some of the Certificates only on any Optional Dissolution Date subject to and in accordance with Condition 10(c). Any such redemption of Certificates shall be at the relevant Optional Dissolution Amount.

Certificateholder Put Right: If so specified in the applicable Pricing Supplement, the Trustee shall, at the option of the holder of any Certificates, upon the holder of such Certificates giving not less 15 days nor more 30 days to the Trustee, redeem such Certificates on any

	Certificateholder Put Right Date at the relevant Certificateholder Put Right Dissolution Amount subject to and in accordance with Condition 10(d).
Change of Control Put Right:	If so specified in the applicable Pricing Supplement and upon the occurrence of a Change of Control, the Trustee shall, at the option of the holder of any Certificates, upon the holder of such Certificates giving notice within the Change of Control Put Right Period to the Trustee, redeem such Certificates on any Change of Control Put Right Date at the relevant Change of Control Put Right Dissolution Amount subject to and in accordance with Condition 10(e). a **Change of Control** shall occur if ADNOC sells, transfers or otherwise disposes of any of the issued share capital of the Obligor, other than to an entity directly or indirectly wholly owned by Abu Dhabi.
Clean Up Call Right:	If 75 per cent. or more of the aggregate face amount of Certificates then outstanding have been redeemed and/or purchased and cancelled pursuant to Condition 10 and/or Condition 13, as the case may be, the Obligor may, in accordance with Condition 10(f) require the Trustee, on giving not less 15 days nor more than 30 days to the Certificateholders in accordance with Condition 17, to redeem all (but not some only) of the Certificates at the Clean Up Call Right Dissolution Amount on the relevant Clean Up Call Right Dissolution Date subject to and in accordance with Condition 10(f).
Cancellation of Certificates held by the Obligor and/or any of its Subsidiaries:	Pursuant to Condition 13, the Obligor and/or any of its Subsidiaries may at any time purchase Certificates in the open market or otherwise. If the Obligor wishes to cancel such Certificates purchased by it and/or any of its subsidiaries (the **Cancellation Certificates**), the Obligor may surrender such Certificates for cancellation in accordance with the Conditions and the Master Declaration of Trust, and following the service of a cancellation notice by the Obligor to the Trustee pursuant to the Master Declaration of Trust, require the Trustee, any time prior to the Scheduled Dissolution Date, to cancel any Certificates surrendered to it by the Obligor for cancellation.
Limited Recourse:	Each Certificate of a particular Series will represent an undivided *pro rata* ownership interest in the Trust Assets for such Series. No payment of any amount whatsoever shall be made in respect of the Certificates except to the extent that funds for that purpose are available from the relevant Trust Assets. Certificateholders will otherwise have no recourse to any assets of the Trustee (other than the relevant Trust Assets) or the Obligor (to the extent that it fulfils its obligations under the Transaction Documents to which it is a party) or the Delegate or any Agent or any of their respective affiliates in respect of any shortfall in the expected amounts due from the relevant

	Trust Assets to the extent the relevant Trust Assets have been exhausted, following which all obligations of the Trustee and the Obligor shall be extinguished. See Condition 4(b).
Denomination of Certificates:	Certificates will be issued in minimum denominations of at least €100,000 (or its equivalent in other currencies), subject to compliance with all applicable legal and/or regulatory requirements. In the case of any Certificates to be sold in the United States to QIBs that are also QPs, the minimum specified denomination shall be U.S.$200,000 (or its equivalent in other currencies).
Form and Delivery of the Certificates:	The Certificates will be issued in registered form only. The Certificates will be represented on issue by beneficial interests in one or more Global Certificates, which will be deposited with, and registered in the name of a nominee for The Depository Trust Company (**DTC**) and/or a common depositary (the **Common Depositary**) for Euroclear Bank SA/NV (**Euroclear**) and Clearstream Banking S.A. (**Clearstream, Luxembourg**). Certificates sold to non-U.S. persons outside the United States in reliance on Regulation S will initially be represented by an unrestricted Global Certificate (a **Regulation S Global Certificate**) and Certificates sold in the United States to QIBs that are also QPs will initially be represented by one or more restricted Global Certificates (a **Rule 144A Global Certificate** and together with any Regulation S Global Certificate, the **Global Certificates**). Ownership interests in the Global Certificate will be shown on, and transfers thereof will only be effected through, records maintained by DTC, Euroclear and Clearstream, Luxembourg (as applicable), and their respective participants. See "*Form of the Certificates*". Certificates in definitive form evidencing holdings of Certificates (**Definitive Certificates**) will be issued in exchange for interests in the relevant Global Certificate only in certain limited circumstances.
Clearing Systems:	DTC and/or Clearstream, Luxembourg, Euroclear and, in relation to any Series, such other clearing system as may be agreed between the Trustee, the Obligor, the Agents and the relevant Dealer.
Withholding Tax:	Subject to Condition 9(b), all payments by the Trustee in respect of the Certificates shall be made free and clear of, and without withholding or deduction for Taxes imposed or levied by or on behalf of a Relevant Tax Jurisdiction, unless such withholding or deduction is required by law. In such event, the Trustee will pay additional amounts as shall be necessary in order that the net amounts received by the Certificateholder after such withholding or deduction shall equal the respective amounts due and payable to any Certificateholder which would

	have otherwise been receivable in the absence of such withholding or deduction, except in circumstances set out in Condition 11. Further, in accordance with the Master Declaration of Trust, the Obligor has unconditionally and irrevocably undertaken to (irrespective of the payment of any fee), as a continuing obligation, in the event that the Trustee fails to comply with any obligation to pay additional amounts pursuant to Condition 11, pay to or to the order of the Delegate (for the benefit of the Certificateholders) such net amounts as are necessary so that the amount receivable by the Delegate (after any withholding or deduction for or an account of Taxes) equals any and all additional amounts, required to be paid by it in respect of the Certificates pursuant to Condition 11. The Transaction Documents to which it is a party provide that payments by the Obligor thereunder shall be made free and clear of, and without withholding or deduction for any taxes unless such withholding or deduction is required by law and, in such case, provide for the payment by the Obligor of all additional amounts as will result in the receipt by the Trustee of such net amount as would have been receivable by it if no withholding or deduction had been made.
Listing and Admission to Trading:	Application has been made to the London Stock Exchange for Certificates to be issued under the Programme to be admitted to trading on the ISM or as otherwise specified in the applicable Pricing Supplement and references to admission to trading and/or listing shall be construed accordingly. As specified in the applicable Pricing Supplement, a Series of Certificates may be unlisted.
Certificateholder Meetings:	A summary of the provisions for convening meetings of Certificateholders to consider matters relating to their interests as such is set out in Condition 18.
Tax Considerations:	See "*Taxation*" for a description of certain tax considerations applicable to the Certificates.
Governing Law and Dispute Resolution:	The Certificates and any non-contractual obligations arising out of or in connection with the Certificates will be governed by, and construed in accordance with, English law. Each Transaction Document (other than the Master Purchase Agreement, each Supplemental Purchase Agreement and each Sale Agreement) and any non-contractual obligations arising out of or in connection with them are governed by, and shall be construed in accordance with, English law. The Master Purchase Agreement, each Supplemental Purchase Agreement and each Sale Agreement will be governed by the laws of Abu Dhabi and, to the extent applicable in Abu Dhabi, the federal laws of the UAE.

In respect of any dispute under any Transaction Document to which it is a party (other than the Master Purchase Agreement, each Supplemental Purchase Agreement and each Sale Agreement), the Obligor has agreed to arbitration in London under the ICC Rules.

In respect of any dispute under any of the Master Purchase Agreement, each Supplemental Purchase Agreement and each Sale Agreement, the Obligor has agreed to submit to the exclusive jurisdiction of the courts of Abu Dhabi.

Waiver of Immunity:

The Obligor has in the Transaction Documents to which it is a party acknowledged that it is a commercial entity and that it does not enjoy any sovereign immunity under the law pursuant to which it is established and agreed that, without prejudice to the foregoing, if and to the extent that the Obligor enjoys any form of sovereign immunity under the law of any jurisdiction and should any Relevant Proceedings be brought:

(a) it will not rely on any claim of immunity from such Relevant Proceedings, on behalf of itself or any of its assets (other than the Protected Assets); and

(b) it waives any right of immunity which it or any of its assets (other than the Protected Assets) now has or may in the future have in any jurisdiction for the purposes of the Relevant Proceedings.

See Condition 22(c).

Transaction Documents:

The Transaction Documents in relation to each Series shall comprise the Master Purchase Agreement as supplemented by the relevant Supplemental Purchase Agreement, the Service Agency Agreement, the Purchase Undertaking, the Sale and Substitution Undertaking, any Sale Agreement, the Master Declaration of Trust, as supplemented by the relevant Supplemental Declaration of Trust, the Agency Agreement and the relevant Certificates (each a **Transaction Document** and, together, the **Transaction Documents**).

Rating:

A Series of Certificates to be issued under the Programme may be rated or unrated. Where a Series of Certificates is to be rated, such rating (and the credit rating agency issuing such rating) will be specified in the applicable Pricing Supplement.

A credit rating is not a recommendation to buy, sell or hold securities and may be subject to suspension, reduction or withdrawal at any time by the assigning rating agency. In general, European regulated investors are restricted under the EEA CRA Regulation from using credit ratings for regulatory purposes in the EEA unless such ratings are issued by a credit rating agency established in the EEA and registered under the EEA CRA Regulation (or are endorsed by an EEA-registered

	credit rating agency certified in accordance with the EEA CRA Regulation). Investors regulated in the UK are subject to similar restrictions under the UK CRA Regulation and, as such, are required to use for UK regulatory purposes ratings issued by a credit rating agency established in the UK and registered under the UK CRA Regulation (or endorsed by a UK registered credit rating agency or issued by a third country credit rating agency that is certified in accordance with the UK CRA Regulation).
ERISA:	Employee benefit plans, plans and other entities subject to Part 4 of Subtitle B of Title I of ERISA, Section 4975 of the Code or any Similar Laws may not acquire Certificates (or any interest therein). See "*Certain ERISA and Related Considerations*".
Transfer Restrictions:	There are restrictions on the transfer of beneficial interests in Certificates represented by a Rule 144A Global Certificate or any Certificates issued in exchange or substitution therefor. See "*Transfer Restrictions*".
Selling Restrictions:	There are restrictions on the offer, sale and transfer of the Certificates in the United States, the EEA, the UK, the UAE (excluding the ADGM and the DIFC), the ADGM, the DIFC, the Kingdom of Saudi Arabia, the Kingdom of Bahrain, the State of Qatar (including the Qatar Financial Centre), the State of Kuwait, Switzerland, Japan, Hong Kong, Singapore, Malaysia and such other restrictions as may be required in connection with the offering and sale of the Certificates. See "*Subscription and Sale*".
United States Selling Restrictions:	Regulation S, Category 2 and Rule 144A. ERISA restrictions.

STRUCTURE DIAGRAM AND CASHFLOWS

Set out below is a simplified structure diagram and description of the principal cash flows underlying each Series to be issued under the Programme. Prospective investors are referred to the Conditions and the detailed descriptions of the relevant Transaction Documents set out elsewhere in this Base Offering Memorandum for a fuller description of certain cash flows and for an explanation of the meaning of certain capitalised terms used below.

Structure Diagram

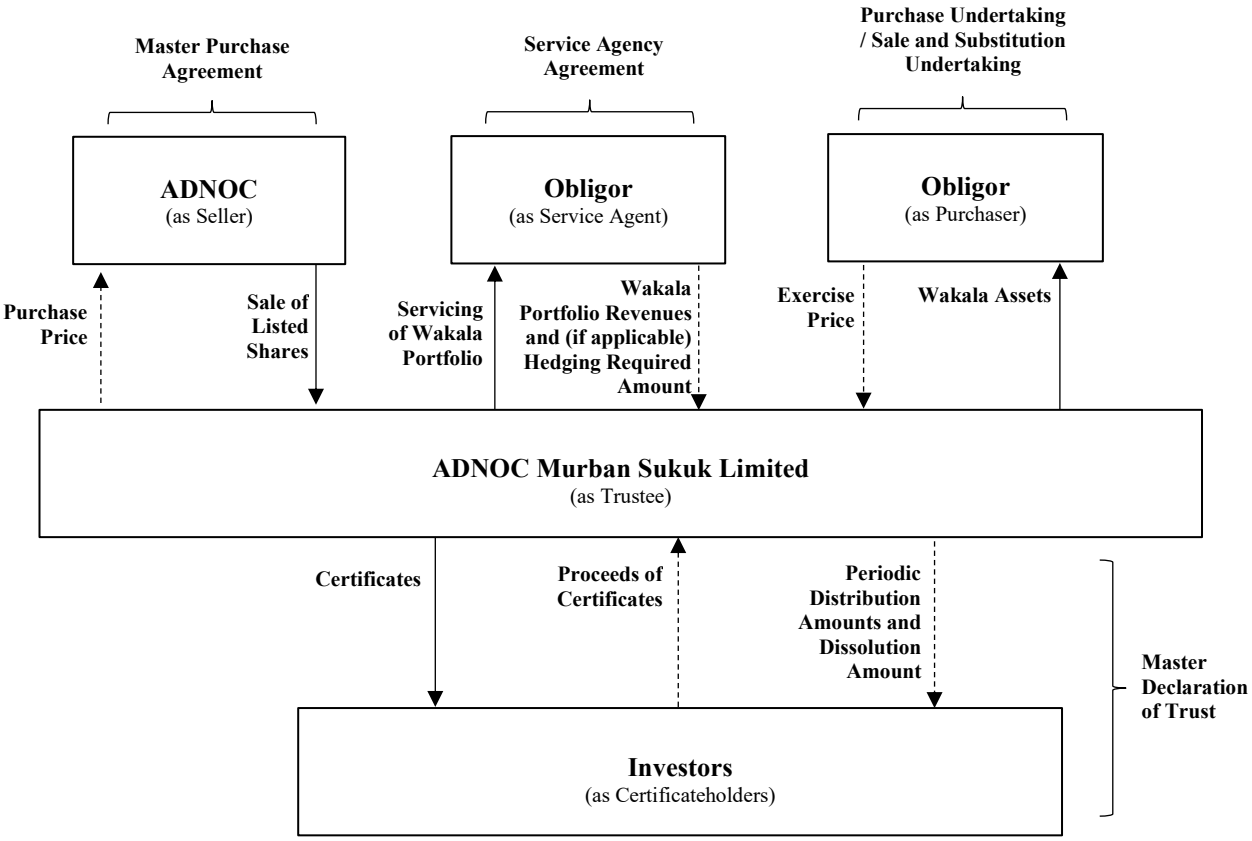

Payments by the Certificateholders and the Trustee

On the Issue Date of each Series of Certificates, the Certificateholders will pay the issue price in respect of the Certificates (the **Issue Price**) to the Trustee, and the Trustee will apply such amount as the purchase price (the **Purchase Price**) payable for the purchase from ADNOC (in its capacity as seller, the **Seller**) of all its rights, title, interests, benefits and entitlements in, to and under certain Listed Shares (as defined below) (the **Initial Assets**), that meet the eligibility criteria set out in the definition of "Eligible Assets" in the Master Purchase Agreement.

In relation to a Series, the Initial Assets and all other rights arising under or with respect thereto (including the right to receive payment of dividends, profit, and any other amounts due in connection therewith) shall comprise the **Wakala Portfolio** in respect of such Series, and the Listed Shares comprised in such Portfolio from time to time, the **Wakala Assets**.

Listed Shares means ordinary shares (however designated) of a Relevant Company listed on a stock exchange located in the UAE (excluding the ADGM, the DIFC or any other free zone).

Relevant Company means, in relation to any Listed Shares, the company incorporated in the UAE (excluding the ADGM, the DIFC or any other free zone) that has issued the relevant Listed Shares.

Periodic Distribution Payments

In relation to each Series, all dividends and other amounts payable by the Relevant Companies in respect of the relevant Wakala Assets comprised in the Wakala Portfolio (the **Wakala Portfolio Revenues**) will be recorded by the Obligor (in its capacity as service agent, the **Service Agent**) in a ledger account (the **Collection Account**). On each Wakala Distribution Determination Date in respect of each Series, the Service Agent shall, after payment of any outstanding amounts in respect of any Liquidity Facility (as defined below) advanced to the Trustee, pay into the relevant Transaction Account amounts standing to the credit of the Collection Account, which is intended to fund an amount equal to the aggregate of the Periodic Distribution Amounts payable by the Trustee under the Certificates of the relevant Series on the immediately following Periodic Distribution Date (the **Required Amount**) and such Required Amount will be applied by the Trustee for such purpose.

In the event that the Wakala Portfolio Revenues are greater than the Required Amount, the amount of any excess shall be credited by the Service Agent to a separate ledger account (the **Reserve Account**). If the amount standing to the credit of the relevant Transaction Account on a Wakala Distribution Determination Date is insufficient to fund the Required Amount, the Service Agent shall apply amounts standing to the credit of the Reserve Account towards such shortfall, by paying an amount equal to the same into the Transaction Account. If having applied such amounts from the Reserve Account, there remains a shortfall, the Service Agent may, in its sole discretion, provide either:

(c) *Shari'a*-compliant funding to the Trustee itself; or

(d) *Shari'a*-compliant funding from a third party to be paid to the Trustee,

in each case, in an amount equal to the shortfall remaining (if any) on terms that such funding is to be payable: (i) from the Wakala Portfolio Revenues received in respect of a subsequent period; or (ii) from the remaining amount (if any) of the relevant exercise price credited to the Collection Account pursuant to the Purchase Undertaking or the Sale and Substitution Undertaking, as the case may be, and/or the Hedging Required Amount payable pursuant to the Service Agency Agreement(each a **Liquidity Facility**).

Dissolution Payments

On the business day prior to the relevant Scheduled Dissolution Date in relation to each Series:

(a) the Trustee will have the right under the Purchase Undertaking to require the Obligor to purchase all of its rights, title, interests, benefits and entitlements in, to and under the Wakala Assets at the relevant Exercise Price; and

(b) if the relevant Exercise Price payable pursuant to paragraph (a) above is less than the relevant Dissolution Amount payable by the Trustee under the Certificates (such difference being the **Hedging Required Amount**), the Service Agent will:

(i) exercise its rights and make a claim under a *Shari'a* compliant hedging arrangement (the **Hedging Arrangement**) in an amount equal to the Hedging Required Amount; and/or

(ii) if applicable, pay the shortfall between the amount paid by the hedging provider under the Hedging Arrangement and the Hedging Required Amount (such shortfall being the **Hedging Shortfall Amount**),

in each case, pursuant to the Service Agency Agreement,

and such amounts are intended to fund the relevant Dissolution Amount to be paid by the Trustee under the Certificates of the relevant Series on the Scheduled Dissolution Date.

The Certificates in relation to any Series may be redeemed in whole or in part, as the case may be, prior to the relevant Scheduled Dissolution Date for the following reasons, in the case of each of (ii), (iii) and (iv) below, if so specified in the applicable Pricing Supplement: (i) for taxation reasons; (ii) at the option of the Obligor; (iii) at the option of the Certificateholders; (iv) at the option of the Certificateholders following a Change of Control; (v) if 75 per cent. or more of the aggregate face amount of Certificates then outstanding have been redeemed and/or purchased and cancelled; and (vi) following a Dissolution Event.

In the case of each of (i) to (vi) (inclusive) above, such redemption of the Certificates shall be funded in a similar manner as for the payment of the relevant Dissolution Amount on the Scheduled Dissolution Date, save that, in the case of each of (i), (ii) and (v), the Obligor shall have the right under the Sale and Substitution Undertaking to require the Trustee to sell, transfer and assign to it all (or the applicable proportion thereof, as the case may be) of the Trustee's rights, title, interest, benefits and entitlements in, to and under, the Wakala Assets at the relevant Exercise Price.

For Shari'a reasons, the Optional Dissolution Right and the Certificateholder Put Right cannot both be specified as applicable in the applicable Pricing Supplement in respect of any Series.

FORM OF THE CERTIFICATES

The Certificates of each Series will be in registered form. Certificates will be issued both outside the United States in reliance on Regulation S and within the United States in reliance on Rule 144A or otherwise in private transactions that are exempt from the registration requirements of the Securities Act.

Global Certificates

The Certificates of each Series offered and sold in reliance on Regulation S, which will be sold to non-U.S. persons outside the United States, will initially be represented by beneficial interests in a Regulation S Global Certificate.

The Certificates of each Series offered and sold in the United States or to U.S. persons may only be offered and sold in private transactions to QIBs who are also QPs, in each case acting for their own account or for the account of one or more QIBs who are also QPs. The Certificates of each Series sold to QIBs who are also QPs in reliance on Rule 144A will initially be represented by one or more Rule 144A Global Certificates. By the acquisition of a beneficial interest in such certificate, the purchaser thereof will be deemed to represent, among other things, that it is a QIB and also a QP and that, if in the future it determines to transfer such beneficial interest, it will transfer such interest in accordance with the procedures and restrictions contained in the Rule 144A Global Certificate.

No beneficial interest in a Regulation S Global Certificate may be transferred to a person who takes delivery in the form of a beneficial interest in a Rule 144A Global Certificate unless: (i) the transfer is to a person that is both a QIB and a QP, (ii) such transfer is made in reliance on Rule 144A, and (iii) the transferor provides the Registrar with a written certification to the effect that the transferor reasonably believes that the transferee is a QIB that is also a QP, that the transfer is being made in a transaction meeting the requirements of Rule 144A and that such transaction is in accordance with any applicable securities laws of any state of the United States or any other jurisdiction. No beneficial interest in the Rule 144A Global Certificates may be transferred to a person who takes delivery in the form of a beneficial interest in a Regulation S Global Certificate unless the transfer is to a non-U.S. person in an offshore transaction in reliance on Regulation S and the transferor provides the U.S. Registrar with a written certification to the effect that the transfer is being made to a person who is a non-U.S. person in accordance with Regulation S.

Global Certificates will either: (i) be deposited with a custodian for, and registered in the name of Cede & Co. as nominee of, DTC; or (ii) be deposited with a common depositary for, and registered in the name of a nominee of, Euroclear and Clearstream, Luxembourg, as specified in the applicable Pricing Supplement. Persons holding beneficial interests in Global Certificates will be entitled or required, as the case may be, under the circumstances described below, to receive physical delivery of definitive Certificates in fully registered form.

For so long as any of the Certificates are represented by a Global Certificate held on behalf of Euroclear, Clearstream, Luxembourg and/or DTC ownership interests in the Global Certificate will be shown on, and transfers thereof will only be effected through, records maintained by Euroclear, Clearstream, Luxembourg and/or DTC and their respective participants. Each person (other than the relevant clearing system) who is for the time being shown in such records as the holder of a particular face amount of Certificates (in which regard any certificate or other document issued by the relevant clearing system as to the face amount of such Certificates standing to the account of any person shall be conclusive and binding for all purposes save in the case of manifest error) shall be treated as the holder of such face amount of such certificates for all purposes other than with respect to payment in respect of such Certificates, for which purpose the registered holder of the Global Certificate shall be treated as the holder of such face amount of such Certificates in accordance with and subject to the terms of the relevant Global Certificate and the expressions **Certificateholder** and **holder of Certificates** and related expressions shall be construed accordingly.

Payments to registered Holder

Payments of any amount in respect of the Global Certificates will, in the absence of provision to the contrary, be made to the person shown in the Register as the registered Holder of the Certificates represented by a Global

Certificate at the close of business (in the relevant clearing system) on the Clearing System Business Day before the due date for such payment (the **Record Date**) where the **Clearing System Business Day** means Monday to Friday inclusive, except 25 December and 1 January. None of the Trustee, the Delegate, the Obligor, any Agent will have any responsibility or liability for any aspect of the records relating to or payments or deliveries made on account of ownership interests in the Global Certificates or for maintaining, supervising or reviewing any records relating to such ownership interests.

Payment of any amounts in respect of Certificates in definitive form will, in the absence of provision to the contrary, be made to the persons shown on the Register on the relevant Record Date (as defined in Condition 9(a)) immediately preceding the due date for payment in the manner provided in that Condition.

Exchange for Definitives Certificates

Interests in a Global Certificate will be exchangeable (free of charge), in whole but not in part, for Definitive Certificates of a particular Series only upon the occurrence of an Exchange Event. For these purposes, an **Exchange Event** will occur if: (a) in the case of Certificates registered in the name of a nominee for DTC, either DTC has notified the Trustee that it is unwilling or unable to continue to act as depository for the Certificates or DTC has ceased to constitute a clearing agency registered under the the Exchange Act, and, in any case, no successor or alternative clearing system is available; (b) in the case of Certificates registered in the name of a nominee for a Common Depositary for Euroclear and Clearstream, Luxembourg, the Trustee has been notified that both Euroclear and Clearstream, Luxembourg or any other relevant clearing system is closed for business for a continuous period of 14 days (other than by reason of legal holidays) or announces an intention permanently to cease business and no successor clearing system is available; or (c) the Trustee or the Obligor has or will become subject to adverse tax consequences which would not be suffered were the Certificates represented by a Global Certificate in definitive form and a certificate to that effect signed by two authorised signatories of the Trustee or the Obligor, as the case may be, is given to the Delegate. The Trustee will promptly give notice to Certificateholders in accordance with Condition 17 if an Exchange Event occurs. In the event of the occurrence of an Exchange Event, DTC, Euroclear and/or Clearstream, Luxembourg or any other person acting on their behalf, as the case may be, (acting on the instructions of any holder of an interest in such Global Certificate) may give notice to the Registrar requesting exchange and, in the event of the occurrence of an Exchange Event as described above, the Trustee may also give notice to the Registrar requesting exchange. Any such exchange shall occur not later than 10 days after the date of receipt of the first relevant notice by the Registrar. Definitive Certificates issued in exchange for an ownership interest in a Rule 144A Global Certificate shall bear the legends applicable to transfers pursuant to Rule 144A, as set out under "*Transfer Restrictions*".

Delivery

Upon the transfer, exchange, or replacement of a definitive Certificate bearing the legend referred to under "*Transfer Restrictions*", or upon specific request for removal of the legend on a Definitive Certificate, the Trustee will deliver only Definitive Certificates that bear such legend, or will refuse to remove such legend, as the case may be, unless there is delivered to the Trustee and the Registrar such satisfactory evidence, which may include an opinion of counsel, as may reasonably be required by the Trustee, that neither the legend nor the restrictions on transfer set out therein are required to ensure compliance with the provisions of the Securities Act.

Transfer Restrictions

Interests in a Global Certificate may, subject to compliance with all applicable restrictions, be transferred to a person who wishes to hold such interest in another Global Certificate. No owner of an interest in a Global Certificate will be able to transfer such interest, except in accordance with the applicable procedures of DTC, Euroclear and/or Clearstream, Luxembourg, in each case to the extent applicable. The Certificates are also subject to the restrictions on transfer set forth therein and will bear a legend regarding such restrictions, see "*Transfer Restrictions*".

General

Any reference herein to DTC, Euroclear and/or Clearstream, Luxembourg shall, whenever the context so permits, be deemed to include a reference to any additional or alternative clearing system.

FORM OF PRICING SUPPLEMENT

Set out below is the form of Pricing Supplement which will be completed for each Series of Certificates issued under the Programme.

[**MIFID II PRODUCT GOVERNANCE/PROFESSIONAL INVESTORS AND ECPS ONLY TARGET MARKET** – Solely for the purposes of [the/each] manufacturer's product approval process, the target market assessment in respect of the Certificates has led to the conclusion that: (a) the target market for the Certificates is eligible counterparties and professional clients only, each as defined in Directive 2014/65/EU (as amended, **MiFID II**); and (b) all channels for distribution of the Certificates to eligible counterparties and professional clients are appropriate. Any person subsequently offering, selling or recommending the Certificates (a **distributor**) should take into consideration the manufacturer['s/s'] target market assessment; however, a distributor subject to MiFID II is responsible for undertaking its own target market assessment in respect of the Certificates (by either adopting or refining the manufacturer['s/s'] target market assessment) and determining appropriate distribution channels.]

[**UK MIFIR PRODUCT GOVERNANCE/PROFESSIONAL INVESTORS AND ECPS ONLY TARGET MARKET** – Solely for the purposes of [the/each] manufacturer's product approval process, the target market assessment in respect of the Certificates has led to the conclusion that: (a) the target market for the Certificates is only eligible counterparties, as defined in the FCA Handbook Conduct of Business Sourcebook, and professional clients, as defined in Regulation (EU) No 600/2014 as it forms part of domestic law by virtue of the European Union (Withdrawal) Act 2018 (**UK MiFIR**); and (b) all channels for distribution of the Certificates to eligible counterparties and professional clients are appropriate. Any person subsequently offering, selling or recommending the Certificates (a **distributor**) should take into consideration the manufacturer['s/s'] target market assessment; however, a distributor subject to the FCA Handbook Product Intervention and Product Governance Sourcebook is responsible for undertaking its own target market assessment in respect of the Certificates (by either adopting or refining the manufacturer['s/s'] target market assessment) and determining appropriate distribution channels.]

[**Notification under Section 309B(1)(c) of the Securities and Futures Act 2001 of Singapore, as modified or amended from time to time** (the **SFA**) – [*Notice to be included if classification of the Certificates is not "prescribed capital markets products" pursuant to Section 309B of the SFA.*]]

[*Date*]

ADNOC Murban Sukuk Limited

Legal entity identifier (LEI): 254900UBM8GV669Q5J03

Issue of [Aggregate Face Amount of Series] [Title of Certificates]

under the Trust Certificate Issuance Programme

PART A – CONTRACTUAL TERMS

Terms used herein shall be deemed to be defined as such for the purposes of the Terms and Conditions of the Certificates set forth in the Base Offering Memorandum dated 28 April 2025 [and the supplement[s] to it dated [●]]. This document constitutes the Pricing Supplement relating to the issue of Certificates described herein and must be read in conjunction with the Base Offering Memorandum [and its supplement(s)] in order to obtain all the relevant information. Full information on the Trustee, the Obligor and the offer of the Certificates is only available on the basis of the combination of the Pricing Supplement and the Base Offering Memorandum [and its supplement(s)]. The Base Offering Memorandum has been published [on the website of the Regulatory News Service operated by the London Stock Exchange at

http://www.londonstockexchange.com/exchange/news/market-news/market-news-home.html]. Copies are available for viewing during normal business hours at [*address*] and copies may be obtained from [*address*].]

1.	(i)	Trustee:	ADNOC Murban Sukuk Limited
	(ii)	Obligor:	ADNOC Murban RSC Ltd
2.	Series Number:		[●]
3.	Specified Currency:		[●]
4.	Aggregate Face Amount:		[●]
5.	Issue Price:		[●] per cent. of the Aggregate Face Amount
6.	(i)	Specified Denominations:	[●]
	(ii)	Calculation Amount:	[●]
7.	Issue Date:		[●]
8.	(i)	Profit Commencement Date:	[●]/[Issue Date]
	(ii)	Scheduled Dissolution Date:	[●]
9.	Periodic Distribution Amount Basis:		[●] per cent. Periodic Distribution Amount
10.	Dissolution Basis:		Subject to any purchase and cancellation or early redemption, the Certificates will be redeemed at [100]/[●] per cent. of their Aggregate Face Amount
11.	Put/Call Rights:		[Optional Dissolution Right] [Certificateholder Put Right] [Change of Control Put Right] [Not Applicable] [(*further particulars specified below in paragraph [15]/[16]*]
12.	Status:		Senior
13.	Date of [Board] approval for issuance of Certificates obtained:		[●] in the case of the Trustee [●] in the case of the Obligor

PROVISIONS RELATING TO PERIODIC DISTRIBUTIONS PAYABLE

14. Periodic Distribution Provisions

(i)	Profit Rate[(s)]:	[●] per cent. per annum [payable [annually/semi-annually/quarterly/monthly] in arrear
(ii)	Periodic Distribution Date(s):	[●] [and [●]] in each year[, commencing on [●]/[the Profit Commencement Date] and] up to and including the Scheduled Dissolution Date]
(iii)	Fixed Amount[(s)]:	[●] per Calculation Amount
(iv)	Broken Amount(s):	[[●] per Calculation Amount, payable on the Periodic Distribution Date falling [in]/[on] [●]]/[Not Applicable]
(v)	Day Count Fraction:	[30/360] [Actual/Actual (ICMA)]
(vi)	Profit Rate Determination Date(s):	[[ ] in each year]/[Not Applicable]]

PROVISIONS RELATING TO DISSOLUTION

15.	Optional Dissolution Right:		[Applicable]/[Not Applicable]
	(i)	Optional Dissolution Amount(s) of each Certificate:	[As per Condition 1]/[[●] per Calculation Amount]
	(ii)	Optional Dissolution Date(s):	[●]
	(iii)	If redeemable in part:	[Applicable]/[Not Applicable]
		(1) Minimum Optional Dissolution Amount:	[[●] per Calculation Amount]/[Not Applicable]
		(2) Maximum Optional Dissolution Amount:	[[●] per Calculation Amount]/[Not Applicable]
16.	Change of Control Put Right:		[Applicable/Not Applicable]
	Change of Control Put Right Dissolution Amount(s) of each Certificate:		[[ ] per Calculation Amount]/[ ]
17.	Certificateholder Put Right:		[Applicable]/[Not Applicable]
	(i)	Certificateholder Put Right Date(s):	[●]
	(ii)	Certificateholder Put Right Dissolution	[As per Condition 1]/[[●] per Calculation Amount]

	Amount(s) of each Certificate:	
18.	Dissolution Distribution Amount of each Certificate:	[●] per Calculation Amount
19.	Tax Dissolution Amount of each Certificate (following dissolution for tax reasons):	[As per Condition 1]/[[●] per Calculation Amount]
20.	Clean Up Call Right Dissolution Amount of each Certificate:	[As per Condition 1]/[[●] per Calculation Amount]

GENERAL PROVISION APPLICABLE TO THE CERTIFICATES

21.	Form of Certificates:	Registered Certificates Global Certificate exchangeable for Certificates in definitive registered form in the limited circumstances specified in the Global Certificate
22.	Additional Financial Centre(s) relating to payment:	[●]/[Not Applicable]
23.	U.S. Selling Restrictions	[Regulation S, Category 2][Rule 144A]
24.	Details of Transaction Account:	ADNOC Murban Sukuk Limited Transaction Account No [●] for Series No.: [●]

Signed on behalf of

ADNOC Murban Sukuk Limited:

By: _____
Duly authorised

Signed on behalf of

ADNOC Murban RSC Ltd:

By: _____
Duly authorised

PART B – OTHER INFORMATION

1. LISTING AND ADMISSION TO TRADING

(i)	Listing and admission to trading:	[Application [has been]/[is expected to be] made by the Trustee (or on its behalf) for the Certificates to be admitted to trading on the London Stock Exchange plc's International Securities Market (ISM)]/[●] with effect from [●]. [The ISM is not a regulated market for the purposes of MiFID II or a UK regulated market for the purposes of UK MiFIR]/[Not Applicable]
(ii)	Estimate of total expenses related to admission to trading;	[●]

2. RATINGS

Ratings:	[The Certificates to be issued [[have been]/[are expected to be]] rated]/[The following ratings reflect ratings assigned to Certificates of this type issued under the Programme generally]: [ ] by [ ]. [[Each of][ ] is established in the European Union and is registered under the Regulation (EC) No. 1060/2009 (as amended)] [[Each of][ ] is established in the United Kingdom and is registered under Regulation (EC) No. 1060/2009 as it forms part of domestic law by virtue of the European Union (Withdrawal) Act 2018.]

3. INTERESTS OF NATURAL AND LEGAL PERSONS INVOLVED IN THE [ISSUE/OFFER]

[Save for any fees payable to the [Managers/Dealers], so far as each of the Trustee and the Obligor is aware, no person involved in the offer of the Certificates has an interest material to the offer. The [Managers/Dealers] and their affiliates have engaged, and may in the future engage, in investment banking and/or commercial banking transactions with, and may perform other services for, the Trustee, the Obligor or their affiliates in the ordinary course of business for which they may receive fees.]

4. REASON[S] FOR THE OFFER

Reasons for the offer:	[See "*Use of Proceeds*" in the Base Offering Memorandum]/[●]

5. PROFIT RATE

Indication of profit rate:	[●] per annum The profit rate is calculated at the Issue Date on the basis of the Issue Price. It is not an indication of future profit or return.

6. OPERATIONAL INFORMATION

(i)	ISIN:	[●]
(ii)	Common Code:	[●]

(iii)	CUSIP:	[●]
(iv)	CINS:	[●]/[Not Applicable]
(v)	CFI:	[●]/[See the website of the Association of National Numbering Agencies (ANNA) or alternatively sourced from the responsible National Numbering Agency that assigned the ISIN]/[Not Applicable]/[Not Available]
(vi)	FISN:	[●]/[See the website of the Association of National Numbering Agencies (ANNA) or alternatively sourced from the responsible National Numbering Agency that assigned the ISIN]/[Not Applicable]/[Not Available]
(vii)	Names and addresses of additional Paying Agent(s) (if any):	[●]/[Not Applicable]
(viii)	Any clearing system(s) other than The Depository Trust Company, Euroclear Bank SA/NV and Clearstream Banking S.A. and the relevant identification number(s):	[●]/[Not Applicable]
(ix)	Delivery:	Delivery [against]/[free of] payment

7. DISTRIBUTION

(i)	Method of distribution:	[Syndicated/Non-syndicated]
(ii)	If syndicated, names of Managers:	[Not Applicable/[●]]
(iii)	Stabilisation Manager(s) (if any):	[Not Applicable/[●]]
(iv)	If non-syndicated, name of relevant Dealer:	[Not Applicable/[●]]

TERMS AND CONDITIONS OF THE CERTIFICATES

The following are the terms and conditions of the Certificates which, subject to completion and as supplemented by Part A of the applicable Pricing Supplement (as defined below) will be incorporated by reference into each Global Certificate and Definitive Certificate, in the case of Definitive Certificates only if permitted by the relevant stock exchange or other relevant authority (if any) and agreed by the Trustee and the Obligor at the time of issue but, if not so permitted and agreed, each Definitive Certificate will have endorsed thereon or attached thereto such terms and conditions. The applicable Pricing Supplement (or the relevant provisions thereof) will be endorsed upon, or attached to, each Global Certificate and Definitive Certificate. Reference should be made to "applicable Pricing Supplement" for a description of the content of the Pricing Supplement which will specify which of such terms are to apply in relation to the relevant Certificates.

ADNOC Murban Sukuk Limited (in its capacities as issuer and as trustee, the **Trustee**) has established a programme (the **Programme**) for the issuance of trust certificates (the **Certificates** and each a **Certificate**) in series (each a **Series**).

The final terms for a Certificate (or the relevant provisions thereof) are set out in Part A of the applicable Pricing Supplement endorsed on a Certificate which supplement and complete these terms and conditions (the **Conditions**) and may specify other terms and conditions which shall, to the extent so specified or to the extent inconsistent with the Conditions, replace or modify the Conditions for the purposes of each Series. References to the **applicable Pricing Supplement** unless otherwise stated are to Part A of the Pricing Supplement (or the relevant provisions thereof) endorsed on each Certificate.

Each Certificate will represent an undivided *pro rata* ownership interest in the relevant Trust Assets (as defined below) held on trust by the Trustee (the **Trust**) for the holders of such Certificates pursuant to: (i) a master declaration of trust (the **Master Declaration of Trust**) dated 28 April 2025 and entered into by the Trustee, ADNOC Murban RSC Ltd (the **Obligor**) and Citibank N.A., London Branch as donee of certain powers and as the Trustee's delegate (the **Delegate**); and (ii) a supplemental declaration of trust in respect of the relevant Series (the **Supplemental Declaration of Trust**, together with the Master Declaration of Trust, the **Declaration of Trust**).

The Certificates of each Series shall form a separate series and these Conditions shall apply *mutatis mutandis* separately and independently to the Certificates of each Series and, in these Conditions, the expressions **Certificates**, **Certificateholders** and related expressions shall be construed accordingly.

In these Conditions, references to **Certificates** shall be references to the Certificates (whether in global form as a global Certificate (a **Global Certificate**) or in definitive form as definitive Certificates (each a **Definitive Certificate**)) which are the subject of the applicable Pricing Supplement.

These Conditions include summaries of, and are subject to, the detailed provisions of the Master Declaration of Trust as supplemented by the relevant Supplemental Declaration of Trust and the other Transaction Documents. Payments relating to the Certificates will be made pursuant to an agency agreement to be dated 28 April 2025 (the **Agency Agreement**) made between the Trustee, the Delegate, the Obligor, Citibank N.A., London Branch as principal paying agent (in such capacity, the **Principal Paying Agent** and, together with any further or other paying agents appointed from time to time in respect of the Certificates, the **Paying Agents**), as exchange agent (in such capacity, an **Exchange Agent**) and transfer agent (together with any further or other transfer agents appointed from time to time in respect of the Certificates, in such capacity, the **Transfer Agent**) and Citibank Europe plc as registrar (in such capacity, a **Registrar**). The Paying Agents, the Exchange Agent, the Transfer Agent and the Registrar are together referred to in these Conditions as the **Agents**. References to the Agents or any of them shall include their successors.

The Certificateholders are entitled to the benefit of, are bound by, and are deemed to have notice of the following documents, copies of which, save for (a) schedule 1 to the Supplemental Purchase Agreement and (b) the schedule to each Sale Agreement (as defined below), (i) are available for inspection and/or collection during usual business

hours at the specified office of the Principal Paying Agent, and (ii) shall be provided by email by the Principal Paying Agent to each Certificateholder on receipt of evidence satisfactory to the Principal Paying Agent as to its holding of such Certificates and identity:

(a) the master purchase agreement between the Trustee, Abu Dhabi National Oil Company (ADNOC) P.J.S.C. and the Obligor dated 28 April 2025 (the **Master Purchase Agreement**) and the applicable supplemental purchase agreement with respect thereto (the **Supplemental Purchase Agreement**);

(b) the service agency agreement between the Trustee and the Obligor dated 28 April 2025 (the **Service Agency Agreement**);

(c) the purchase undertaking executed by the Obligor in favour of the Trustee and the Delegate dated 28 April 2025 (the **Purchase Undertaking**) (together with each relevant Sale Agreement executed pursuant to the Purchase Undertaking);

(d) the sale and substitution undertaking executed by the Trustee in favour of the Obligor dated 28 April 2025 (the **Sale and Substitution Undertaking**) (together with each relevant Sale Agreement executed pursuant to the Sale and Substitution Undertaking);

(e) the Master Declaration of Trust and the applicable Supplemental Declaration of Trust with respect thereto;

(f) the Agency Agreement; and

(g) the applicable Pricing Supplement,

as each may be amended, restated and/or supplemented from time to time.

Each Certificateholder, by its acquisition and holding of its interest in a Certificate, shall be deemed, in respect of each Series, to authorise and direct the Trustee on behalf of the Certificateholders, to: (i) apply the proceeds of the issue of the Certificates in accordance with the terms of the Transaction Documents; and (ii) enter into, and perform its obligations under and in connection with, each Transaction Document, subject to the terms and conditions of the Master Declaration of Trust as supplemented by the relevant Supplemental Declaration of Trust and these Conditions.

1. INTERPRETATION

Words and expressions defined in the Master Declaration of Trust as supplemented by any relevant Supplemental Declaration of Trust and the Agency Agreement or used in the applicable Pricing Supplement shall have the same meanings where used in these Conditions unless the context otherwise requires or unless otherwise stated and provided that, in the event of any inconsistency between any such document and the applicable Pricing Supplement, the applicable Pricing Supplement will prevail. In addition, in these Conditions the following expressions have the following meanings:

Abu Dhabi means the Emirate of Abu Dhabi;

Accountholder means each person who is for the time being shown in the records of Euroclear or Clearstream, Luxembourg as entitled to a particular face amount of the Certificates (in which regard any certificate or other document issued by Euroclear or Clearstream, Luxembourg as to the face amount of such Certificates standing to the account of any person shall be conclusive and binding for all purposes save in the case of manifest error);

Accounting Principles means the International Financial Reporting Standards (**IFRS**) or such other system of internationally recognised accounting principles as may be applicable to the Obligor from time to time;

Additional Financial Centre(s) means the city or cities specified as such in the applicable Pricing Supplement;

Additional Service Agency Liabilities Amount Event has the meaning given to it in the Service Agency Agreement;

ADGM means the Abu Dhabi Global Market;

Assignment Agreement Termination Event means the thirtieth day following delivery of the Assignment Agreement Termination Notice by the Obligor in accordance with the terms of the Master Declaration of Trust;

Borrowed Money of any Person means, at any date, without duplication: (a) all obligations of such Person to repay money; (b) all obligations of such Person to pay money evidenced by bonds, debentures, notes or other similar instruments; (c) all obligations of such Person upon which interest charges are customarily paid; (d) all obligations of such Person to pay the deferred purchase price of property or services; (e) all intercompany debt obligations; and (f) all obligations of such Person created or arising under any conditional sale or other title retention agreement with respect to property acquired by such Person;

Broken Amount has the meaning given to it in the applicable Pricing Supplement;

Business Day means:

(a) a day on which commercial banks and foreign exchange markets settle payments and are open for general business (including dealing in foreign exchange and foreign currency deposits) in each Additional Business Centre (other than T2) specified in the applicable Pricing Supplement;

(b) if T2 is specified as an Additional Business Centre in the applicable Pricing Supplement, a day on which the Trans–European Automated Real-Time Gross Settlement Express Transfer (T2) System (**T2**) is open; and

(c) either (1) in relation to any sum payable in a Specified Currency other than euro, a day on which commercial banks and foreign exchange markets settle payments and are open for general business (including dealing in foreign exchange and foreign currency deposits) in the principal financial centre of the country of the relevant Specified Currency (which if the Specified Currency is Australian dollars or New Zealand dollars shall be Sydney and Auckland, respectively) or (2) in relation to any sum payable in euro, a day on which T2 is open

Calculation Amount has the meaning given to it in the applicable Pricing Supplement;

Calculation Period has the meaning given to it in Condition 8(b);

Cancellation Notice means a cancellation notice in substantially the form of schedule 6 to the Master Declaration of Trust;

Certificateholder means a person in whose name a Certificate is registered in the Register (or in the case of joint holders, the first named thereof) save that, for so long as the Certificates are represented by a Global Certificate, each Accountholder shall be deemed to be the Certificateholder in respect of the aggregate face amount of such Certificates standing to its account in the records of Euroclear or

Clearstream, Luxembourg, as the case may be, for the purposes hereof other than for the purpose of payments in respect thereof, the right to which shall be vested, as against the Trustee, solely in the registered holder of such Global Certificate in accordance with and subject to the terms of the Master Declaration of Trust as supplemented by the relevant supplemental Declaration of Trust and such Global Certificates, and the expressions **holder** and **holder of Certificates** and related expressions shall (where appropriate) be construed accordingly;

Certificateholder Put Right means the right specified in Condition 10(d);

Certificateholder Put Right Date means, in relation to the exercise of the Certificateholder Put Right, the date specified as such in the applicable Pricing Supplement provided that the Certificateholder Put Right Date shall be a date that is no earlier than the second Payment Business Day immediately following the 60th day after the Issue Date of the Certificates;

Certificateholder Put Right Dissolution Amount means, in relation to each Certificate to be redeemed on the relevant Certificateholder Put Right Date, the aggregate of:

(a) the face amount of such Certificate; plus

(b) any due but unpaid Periodic Distribution Amounts (if any) relating to such Certificate; plus

(c) without duplication or double counting, such other amount specified in the applicable Pricing Supplement as being payable upon any Certificateholder Put Right Date (if any);

a **Change of Control** shall occur if Abu Dhabi National Oil Company (ADNOC) P.J.S.C. sells, transfers or otherwise disposes of any of the issued share capital of the Obligor, other than to an entity directly or indirectly wholly owned by Abu Dhabi;

Change of Control Put Right Period means the period of 30 days commencing on the date that a Change of Control Notice is given;

Change of Control Put Right means the right specified in Condition 10(e);

Change of Control Put Right Date means, in relation to the exercise of the Change of Control Put Right, the tenth day after the expiry of the Change of Control Put Right Period;

Change of Control Put Right Dissolution Amount means, in relation to each Certificate to be redeemed on the relevant Change of Control Put Right Date, the aggregate of:

(a) the face amount of such Certificate; plus

(b) any due but unpaid Periodic Distribution Amounts (if any) relating to such Certificate; plus

(c) without duplication or double counting, such other amount specified in the applicable Pricing Supplement as being payable upon any Change of Control Put Right Date (if any);

Change of Control Put Right Notice has the meaning given to it in Condition 10(e);

Clean Up Call Right Dissolution Amount means, in relation to each Certificate to be redeemed on the relevant Clean Up Call Right Dissolution Date, the aggregate of:

(a) the face amount of such Certificate; plus

(b) any due but unpaid Periodic Distribution Amounts (if any) relating to such Certificate; plus

(c) without duplication or double counting, such other amount specified in the applicable Pricing Supplement as being payable upon any Clean Up Call Right Dissolution Date (if any);

Clean Up Call Right Dissolution Date has the meaning given to it in Condition 10(f);

Clearstream, Luxembourg has the meaning given to it in Condition 2(a);

Day Count Fraction has the meaning given to it in Condition 8(b);

Delegation has the meaning given to it in Condition 19;

Determination Period means each period from (and including) a Profit Rate Determination Date to but excluding the next Profit Rate Determination Date (including, where either the Profit Commencement Date or the final Periodic Distribution Date is not a Profit Rate Determination Date, the period commencing on the first Profit Rate Determination Date prior to, and ending on the first Profit Rate Determination Date falling after, such date);

Dispute has the meaning given to it in Condition 21(b);

Dissolution Amount means, in relation to each Certificate, as the case may be:

(a) the Dissolution Distribution Amount;

(b) the Tax Dissolution Amount;

(c) the Optional Dissolution Amount;

(d) the Certificateholder Put Right Dissolution Amount

(e) the Change of Control Put Right Dissolution Amount; or

(f) the Clean Up Call Right Dissolution Amount;

Dissolution Date means, as the case may be:

(a) the Scheduled Dissolution Date;

(b) any Tax Dissolution Date;

(c) any Optional Dissolution Date;

(d) any Certificateholder Put Right Date;

(e) any Change of Control Put Right Date;

(f) any Clean Up Call Right Dissolution Date;

(g) any Dissolution Event Redemption Date; or

(h) such other date as specified in the applicable Pricing Supplement for the redemption of Certificates and dissolution of the Trust in whole or in part prior to the Scheduled Dissolution Date;

Dissolution Distribution Amount means, in relation to each Certificate, either:

(a) the sum of:

(i) the outstanding face amount of such Certificate; and

(ii) any due but unpaid Periodic Distribution Amounts relating to such Certificate; or

(b) without duplication or double counting, such other amount specified in the applicable Pricing Supplement as being payable upon any relevant Dissolution Date (if any);

Dissolution Event has the meaning given to it in Condition 14;

Dissolution Event Redemption Date has the meaning given to it in Condition 14;

Dissolution Request has the meaning given to it in Condition 14(ii)(B);

DTC has the meaning given to it in Condition 2(a);

Euroclear has the meaning given to it in Condition 2(a);

Exercise Notice means an exercise notice delivered pursuant to the terms of the Purchase Undertaking or the Sale and Substitution Undertaking, as the context so requires;

Exercise Price has the meaning given to it in the Purchase Undertaking or the Sale and Substitution Undertaking, as the context so requires;

Extraordinary Resolution has the meaning given to it in schedule 4 to the Master Declaration of Trust;

Fixed Amount has the meaning given to it in the applicable Pricing Supplement;

Hedge Agreement means any agreement with respect to any swap, forward, future or derivative transaction or option or similar agreement involving, or settled by reference to, one or more rates, currencies, commodities, equity or debt instruments or securities, or economic, financial or pricing indices or measures of economic, financial or pricing risk or value or any similar transaction or any combination of these transactions or any other derivative transaction or hedging arrangement;

Hedging Renewal Event has the meaning given to it in the Service Agency Agreement;

ICC Rules has the meaning given to it in Condition 21(b);

Indebtedness means, with respect to any Person at any time, without duplication (a) all obligations, contingent or otherwise, of such Person for Borrowed Money; (b) all obligations of such Person evidenced by bonds, sukuk, debentures, notes or other similar instruments; (c) all accounts payable and other balance sheet liabilities, contingent or otherwise, recorded in accordance with the Accounting Principles; (d) all obligations of such Person to pay the deferred purchase price of property or services (other than trade accounts or purchase money obligations incurred in the ordinary course of business and which are due in more than 90 days and are not subject to a bona fide dispute); (e) all obligations of such Person, contingent or otherwise, to reimburse any Person in respect of amounts paid under a letter of credit, letter of guaranty or similar instrument; (f) all obligations, contingent or otherwise, of such Person under Hedge Agreements or bankers' acceptances; (g) all Indebtedness of other Persons secured by a Lien on any property of such Person, whether or not such Indebtedness is assumed by such Person (provided that if such Person has not assumed or otherwise become liable in respect of such Indebtedness, such Indebtedness will be deemed to be the lesser of: (x) the amount of such Indebtedness of such other Person; and (y) an amount equal to the fair market value of the property to which such Lien relates as determined in good faith by such Person); and (h) all Indebtedness of other Persons of the type described

in clauses (a) through (g) above that is guaranteed by such Person. For the purposes of this definition, the amount of the obligations of such Person in respect of any Hedge Agreement at any time will be the maximum aggregate amount (giving effect to any netting agreements) that such Person would be required to pay if such Hedge Agreement were terminated at such time;

Initial Hedging Event has the meaning given to it in the Service Agency Agreement;

Issue Date has the meaning given to it in the applicable Pricing Supplement;

Liability means any actual loss (excluding opportunity loss), actual damage, actual cost (excluding cost of funding (whether in the form of interest or otherwise)), fee, charge, claim, demand, expense, judgment, action, proceeding or other liability whatsoever (including, without limitation in respect of taxes, duties, levies, imposts and other charges) and including any value added tax or similar tax charged or chargeable in respect thereof and legal fees and expenses on a full indemnity basis and references to **Liabilities** shall mean all of these;

Lien means, with respect to any property (a) any mortgage, lien, pledge, charge, lease, easement, servitude, security interest, transfer in trust or encumbrance of any kind (including the equivalent of any of the foregoing under the applicable laws of the UAE) in respect of such property; and (b) the interest of a vendor or lessor under any conditional sale agreement, capital lease or other title retention agreement (other than an operating lease) relating to such property;

Maximum Optional Dissolution Amount means the amount specified as such in the applicable Pricing Supplement;

Minimum Optional Dissolution Amount means the amount specified as such in the applicable Pricing Supplement;

Obligor Event means the occurrence of one or more of the following events occurs (but in the case of the occurrence of any of the events described in paragraph (c), only, if the Delegate shall have notified in writing to the Trustee and the Obligor that such event is, in its opinion, materially prejudicial to the interests of the holders of the Certificates):

(a) the Obligor (acting in any capacity) fails to pay an amount payable by it pursuant to any Transaction Document to which it is a party which corresponds to all or part of a Dissolution Amount or a Periodic Distribution Amount, payable by the Trustee on a Dissolution Date or a Periodic Distribution Date, respectively, and, in each case the failure continues for a period of 30 days; or

(b) the Obligor (acting in any capacity) defaults in the performance of any of its obligations under the Transaction Documents to which it is a party and such default (except in any case where, in the opinion of the Delegate, the failure is incapable of remedy when no such continuation or notice as is hereinafter mentioned will be required) continues for a period of 90 days following the service by the Delegate on the Obligor of notice requiring the same to be remedied; or

(c) if the Obligor defaults in the payment of any principal of or profit on any of its Indebtedness for Borrowed Money other than the Certificates outstanding (whether at stated maturity or otherwise) in an outstanding principal amount in excess of U.S.$50,000,000 and such default continues beyond any applicable grace period set forth in the agreements or instruments evidencing or relating to such Indebtedness, or (ii) any of the Obligor's Indebtedness for Borrowed Money other than the Certificates outstanding in an outstanding principal amount in excess of U.S.$100,000,000 becomes due (or required to be prepaid, repurchased, redeemed or defeased) and payable prior to the scheduled maturity thereof; or

(d) an involuntary case or other proceeding shall be commenced against the Obligor seeking liquidation, reorganisation or other relief with respect to it or its debts under any bankruptcy, insolvency or other similar law now or hereafter in effect or seeking the appointment of a trustee, receiver, liquidator, custodian or other similar official of it or any substantial part of its property, or an encumbrancer takes possession of the whole or substantially all of its undertaking or assets, or a distress, execution, attachment, sequestration or other process is levied, enforced upon, sued out or put in force against the whole or substantially all of its undertaking or assets, and such involuntary case or other proceeding shall remain undismissed and unstayed for a period of 90 days or an order for relief shall be entered against the Obligor under applicable bankruptcy laws as now or hereafter in effect or any analogous procedure or step is taken in any jurisdiction; or

(e) the Obligor shall commence a voluntary case or other proceeding seeking liquidation, reorganisation or other relief with respect to itself or its debts under any bankruptcy, insolvency or other similar law now or hereafter in effect or seeking the appointment of a trustee, receiver, liquidator, custodian or other similar official of it or any substantial part of its property (in each case, save for the purposes of any intra-group reorganisation on a solvent basis), or shall consent to any such relief or to the appointment of or taking possession by any such official in an involuntary case or other proceeding commenced against it, or shall make a general assignment for the benefit of creditors, or shall stop or threaten to stop payment of, or is unable to, or admits inability to, pay, its debts as they become due or is deemed unable to pay its debts pursuant to or for the purpose of any applicable law, or is adjudicated or found bankrupt or insolvent, or shall take any corporate action to authorise any of the foregoing or any analogous procedure or step is taken in any jurisdiction; or

(f) the Obligor ceases or threatens to cease to carry on the whole or substantially all of its business, save for the purposes of reorganisation on terms approved in writing by the Delegate or by an Extraordinary Resolution, or shall take any corporate action to authorise any of the foregoing or any analogous procedure or step is taken in any jurisdiction; or

(g) if: (i) the validity of the Transaction Documents to which it is a party is contested by the Obligor; or (ii) the Obligor shall deny any of its obligations under the Transaction Documents to which it is a party; or (iii) as a result of any change in, or amendment to, the laws or regulations in Abu Dhabi (including the ADGM), which change or amendment takes place after the date on which agreement is reached to issue the Certificates: (A) it becomes unlawful for the Obligor to perform or comply with any of its payment obligations under or in respect of the Transaction Documents to which it is a party; or (B) any of such obligations becomes unenforceable or invalid;

Optional Dissolution Amount means, in relation to each Certificate to be redeemed on the relevant Optional Dissolution Date, the aggregate of:

(a) the face amount of such Certificate; plus

(b) any due but unpaid Periodic Distribution Amounts relating to such Certificate; plus

(c) without duplication or double counting, such other amount specified in the applicable Pricing Supplement as being payable upon any Optional Dissolution Date (if any);

Optional Dissolution Date means, in relation to the exercise of an Optional Dissolution Right, the date(s) specified as such in the applicable Pricing Supplement;

Optional Dissolution Right means the right specified in Condition 10(c);

Payment Business Day means:

(a) a day on which commercial banks and foreign exchange markets settle payments and are open for general business (including dealing in foreign exchange and foreign currency deposits):

(i) in the case where presentation and surrender of a Definitive Certificate is required before payment can be made, in the relevant place of presentation; and

(ii) in each Additional Financial Centre (other than T2) specified in the applicable Pricing Supplement;

(b) if T2 is specified as an Additional Financial Centre in the applicable Pricing Supplement, a day on which T2 is open; and

(c) either (i) in relation to any sum payable in a Specified Currency other than euro, a day on which commercial banks and foreign exchange markets settle payments and are open for general business (including dealing in foreign exchange and foreign currency deposits) in the principal financial centre of the country of the relevant Specified Currency (which if the Specified Currency is Australian dollars or New Zealand dollars shall be Sydney and Auckland, respectively) or (ii) in relation to any sum payable in euro, a day on which T2 is open;

Periodic Distribution Amount has the meaning given to it in Condition 8(a);

Periodic Distribution Date means the date or dates specified as such in the applicable Pricing Supplement;

Permitted Security Interest means:

(a) any Security Interest existing on the date on which agreement is reached to issue the Certificates;

(b) any Security Interest securing Relevant Indebtedness of a person existing at the time that such person is merged into, or consolidated with, the Obligor, provided that such Security Interest was not created in contemplation of such merger or consolidation and does not extend to any other assets or property of the Obligor;

(c) any Security Interest existing on any property or assets prior to the acquisition thereof by the Obligor and not created in contemplation of such acquisition; or

(d) any renewal of or substitution for any Security Interest permitted by any of paragraphs (a) to (c) (inclusive) of this definition, provided that with respect to any such Security Interest the principal amount secured has not increased and the Security Interest has not been extended to any additional assets (other than the proceeds of such assets);

Person means an individual, partnership, corporation (including a business trust), company, trust, unincorporated association, joint venture or other entity, whether a body corporate or an unincorporated association of persons, or a government or any political subdivision or agency or instrumentality thereof, and **Persons** shall be construed accordingly;

Potential Dissolution Event means any condition, event or act which, with the lapse of time and/or the issue, making or giving of any notice, certification, declaration, demand, determination and/or request and/or the taking of any similar action and/or the fulfilment of any similar condition, would constitute a Potential Dissolution Event;

Profit Commencement Date means the date specified in the applicable Pricing Supplement;

Profit Rate Determination Date has the meaning specified in the applicable Pricing Supplement;

Profit Rate means, in relation to a particular Series, the rate or rates (expressed as a percentage per annum) specified in the applicable Pricing Supplement for such Series and calculated or determined in accordance with these Conditions and/or the applicable Pricing Supplement;

Protected Assets means assets partially or fully allocated for governmental or military use or for a public service and/or assets partially or fully protected by the diplomatic and consular privileges, pursuant to the laws of the United Arab Emirates, the State Immunity Act 1978 or the Foreign Sovereign Immunities Act of the United States, or any analogous legislation;

Purchase Price Event has the meaning given to it in the Master Purchase Agreement;

QIB means a "qualified institutional buyer" within the meaning of Rule 144A under the Securities Act;

QP means a "qualified purchaser" within the meaning of Section 2(a)(51)(A) of the Investment Company Act, as amended, and the rules and regulations thereunder;

Record Date has the meaning given to it in Condition 9(a);

Register has the meaning given to it in Condition 2(a);

Relevant Date has the meaning given to it in Condition 11;

Relevant Indebtedness means any indebtedness which is in the form of, or represented or evidenced by, bonds, notes, debentures, loan stock or other securities which for the time being are, or are intended to be or are capable of being, quoted, listed, dealt in or traded on any stock exchange, over-the-counter or other securities market;

Relevant Proceedings means any proceedings brought under the Transaction Documents pursuant to the dispute resolution provisions therein or for the recognition and/or enforcement of an arbitral award issued pursuant to such dispute resolution provisions, against the Obligor or its assets (except the Protected Assets), in respect of any amounts due and payable by the Obligor pursuant to the Transaction Documents to which it is a party;

Relevant Tax Jurisdiction has the meaning given to it in Condition 11;

Relevant Powers has the meaning given to it in Condition 19;

Reserved Matter has the meaning given to it in the Master Declaration of Trust;

Return Accumulation Period means the period from (and including) the Profit Commencement Date to (but excluding) the first Periodic Distribution Date and each successive period from (and including) a Periodic Distribution Date to (but excluding) the next succeeding Periodic Distribution Date;

Sale Agreement means any sale agreement entered into in connection with the Purchase Undertaking or the Sale and Substitution Undertaking, as the context so requires;

Scheduled Dissolution Date means, in respect of each Series, the date specified as such in the applicable Pricing Supplement;

Securities Act means the United States Securities Act of 1933, as amended;

Security Interest has the meaning given to it in Condition 7;

Service Agent means ADNOC Murban RSC Ltd acting in its capacity as service agent pursuant to the Service Agency Agreement;

Specified Currency has the meaning given to it in the applicable Pricing Supplement;

Specified Denomination(s) has the meaning given to it in the applicable Pricing Supplement;

Specified Office has the meaning given to it in the Agency Agreement;

Subsidiary means, in relation to the Obligor at any particular time, any person (the **first person**):

(a) which is then directly or indirectly controlled by the Obligor; or

(b) more than 50 per cent. of whose issued equity share capital (or equivalent) is then beneficially owned by the Obligor; or

(c) whose financial statements at any time are required by law or in accordance with generally accepted accounting principles to be fully consolidated with those of the Obligor.

For the first person to be **controlled** by the Obligor means that the Obligor (whether directly or indirectly and whether by the ownership of share capital, the possession of voting power, contract, trust or otherwise) has the power to appoint and/or remove all or the majority of the members of the board of directors or other governing body of that first person or otherwise controls, or has the power to control, the affairs and policies of that first person;

Tax Dissolution Amount means, in relation to each Certificate to be redeemed on the relevant Tax Dissolution Date, the aggregate of:

(a) the face amount of such Certificate; plus

(b) any due but unpaid Periodic Distribution Amounts (if any) relating to such Certificate; plus

(c) without duplication or double counting, such other amount specified in the applicable Pricing Supplement as being payable upon any Tax Dissolution Date (if any);

Tax Dissolution Date has the meaning given to it in Condition 10(b);

Tax Event has the meaning given to it in Condition 10(b);

Taxes has the meaning given to it in Condition 11;

Transaction Account means, in relation to each Series, the non-interest bearing account in London in the Trustee's name maintained with the Principal Paying Agent, details of which are specified in the applicable Pricing Supplement;

Transaction Documents means, in relation to each Series, the Master Purchase Agreement, the relevant Supplemental Purchase Agreement, the Service Agency Agreement, the Purchase Undertaking, the Sale and Substitution Undertaking, any Sale Agreement, the Master Declaration of Trust, the relevant Supplemental Declaration of Trust, the Agency Agreement and the relevant Certificates;

Trust Assets has the meaning given to it in Condition 5(a);

UAE means the United Arab Emirates;

Wakala Assets has the meaning given to it in the Service Agency Agreement; and

Wakala Portfolio has the meaning given to it in the Service Agency Agreement.

All references in these Conditions to **U.S. dollars**, **USD**, **U.S.$** and **$** are to the lawful currency of the United States of America. All references to **euro** and **€** refer to the currency introduced at the start of the third stage of European economic and monetary union pursuant to the Treaty establishing the European Union, as amended.

2. FORM, DENOMINATION AND TITLE

(a) *Form and Denomination*

The Certificates are issued in registered form in the Specified Denomination(s) as specified in the applicable Pricing Supplement.

Certificates are represented by registered certificates (**Registered Certificates**) and, save as provided in Condition 3(a), each Registered Certificate shall represent the entire holding of Certificates by the same holder.

Title to the Certificates shall pass by registration in the register that the Trustee shall procure to be kept by the Registrar outside the United Kingdom in accordance with the provisions of the Agency Agreement (the **Register**). Each Registered Certificate will be numbered serially with an identifying number which will be recorded on the relevant Registered Certificate and in the Register. Except as ordered by a court of competent jurisdiction or as required by law, the holder (as defined below) of any Certificate shall be deemed to be and may be treated as its absolute owner for all purposes whether or not it is overdue and regardless of any notice of ownership, trust or any interest in it, any writing on the Registered Certificate representing it or the theft or loss of such Registered Certificate and no person shall be liable for so treating the holder. The holder of a Certificate will be recognised by the Trustee as entitled to his Certificate free from any equity, set off or counterclaim on the part of the Trustee against the original or any intermediate holder of such Certificate.

In these Conditions, **Certificateholder** or **holder** means the person in whose name a Certificate is registered.

*Upon issue, the Certificates will be represented by one or more Global Certificates which will be deposited with, and registered in the name of a nominee for, The Depository Trust Company (**DTC**) and/or a common depositary for Euroclear Bank SA/NV (**Euroclear**) and Clearstream Banking, S.A. (**Clearstream, Luxembourg**). Ownership interests in the Global Certificate will be shown on, and transfers thereof will only be effected through, records maintained by DTC, Euroclear and Clearstream, Luxembourg (as applicable), and their respective participants. These Conditions are modified by certain provisions contained in the Global Certificate.*

Except in certain limited circumstances, owners of interests in the Global Certificate will not be entitled to receive Registered Certificates representing their holdings of Certificates. See "Form of the Certificates".

3. TRANSFERS OF CERTIFICATES

(a) *Transfers*

One or more Registered Certificates may be transferred upon the surrender (at the specified office of the Registrar or any Transfer Agent) of the Certificate representing such Registered Certificates to be transferred, together with the form of transfer endorsed on such Certificate (or another form of transfer substantially in the same form and containing the same representations

and certifications (if any), unless otherwise agreed by the Trustee), duly completed and executed and any other evidence as the Registrar or Transfer Agent may reasonably require. In the case of a transfer of part only of a holding of Certificates represented by one Registered Certificate, a new Registered Certificate shall be issued to the transferee in respect of the part transferred and a further new Registered Certificate in respect of the balance of the holding not transferred shall be issued to the transferor. All transfers of Certificates and entries on the Register will be made subject to the detailed regulations concerning transfers of Certificates scheduled to the Agency Agreement. The regulations may be changed by the Trustee, with the prior written approval of the Registrar and the Certificateholders. A copy of the current regulations will be made available by the Registrar to any Certificateholder upon request.

(b) *Delivery of New Certificates*

Each new Certificate to be issued upon any transfer of Certificates shall be available for delivery, within three business days of receipt of the form of transfer, Certificateholder Put Right Notice (as defined in Condition 10(d)) or Change of Control Put Right Notice (as defined in Condition 10(e)) and surrender of the Registered Certificate for exchange. Delivery of the new Registered Certificate(s) shall be made at the specified office of the Transfer Agent or of the Registrar (as the case may be) to whom delivery or surrender of such form of transfer, Certificateholder Put Right Notice, Change of Control Put Right Notice or Registered Certificate shall have been made or, at the option of the holder making such delivery or surrender as aforesaid and as specified in the relevant form of transfer, Certificateholder Put Right Notice, Change of Control Put Right Notice or otherwise in writing, be mailed by uninsured post at the risk of the holder entitled to the new Registered Certificate to such address as may be so specified, unless such holder requests otherwise and pays in advance to the relevant Transfer Agent or the Registrar, as applicable, the costs of such other method of delivery and/or such insurance or takaful as it may specify.

In this Condition 3(b), **business day** means a day, other than a Saturday or a Sunday, on which banks are open for business in the place of the specified office of the Transfer Agent or the Registrar (as the case may be).

(c) *Formalities Free of Charge*

Transfers of Certificates and Registered Certificates on registration, transfer or exercise of an early dissolution right shall be effected without charge by or on behalf of the Trustee, the Registrar or the Transfer Agent but upon payment of any tax or other governmental charges that may be imposed in relation to such transfer (or the giving of such indemnity as the Registrar or Transfer Agent may require).

(d) *Closed Periods*

No Certificateholder may require the transfer of a Registered Certificate to be registered (i) during the period of 15 days prior to any date on which Certificates may be called for redemption pursuant to Conditions 10(c) or 10(f), (ii) after any such Certificate has been called for redemption, or (iii) during the period of seven days ending on (and including) any Record Date.

(e) *Exercise of Rights or Partial Dissolution in Respect of Certificates*

In the case of an exercise of the Obligor's or the Certificateholders' right in respect of, or a partial redemption of, a holding of Certificates represented by a single Registered Certificate, a new Registered Certificate shall be issued to the holder to reflect the exercise of such right or in respect of the balance of the holding not redeemed. In the case of a partial exercise of an early dissolution right resulting in Certificates of the same holding having different terms, separate

Registered Certificates shall be issued in respect of those Certificates of that holding that have the same terms. New Registered Certificates shall only be issued against surrender of the existing Certificates to the Registrar or any Transfer Agent. In the case of a transfer of Certificates to a person who is already a holder of Certificates, a new Registered Certificate representing the enlarged holding shall only be issued against surrender of the Registered Certificate representing the existing holding.

4. STATUS AND LIMITED RECOURSE

(a) *Status*

Each Certificate will represent an undivided *pro rata* ownership interest in the relevant Trust Assets (pursuant to the Master Declaration of Trust as supplemented by the relevant Supplemental Declaration of Trust) and will be a limited recourse obligation of the Trustee. Each Certificate will rank *pari passu*, without preference or priority, with all other Certificates of the relevant Series issued under the Programme.

The payment obligations of the Obligor (acting in any capacity) under the Transaction Documents to which it is a party constitute direct, unconditional, unsubordinated and (subject to the provisions of Condition 7) unsecured obligations of the Obligor and (save for certain obligations required to be preferred by law that are both mandatory and of general application and subject to the provisions of Condition 7) rank at least *pari passu* with all other present and future unsecured obligations (other than subordinated obligations, if any) of the Obligor, from time to time outstanding.

(b) *Limited Recourse*

The proceeds of the relevant Trust Assets are the sole source of payments on the Certificates of each Series. Save as provided in this Condition 4, Certificates do not represent an interest in or obligation of any of the Trustee, the Delegate, the Obligor, any of the Agents or any of their respective affiliates. The net proceeds of the realisation of, or enforcement with respect to, the relevant Trust Assets may not be sufficient to make all payments due in respect of the Certificates.

The Obligor is obliged to make payments under the Transaction Documents to which it is a party directly to the Trustee, the Delegate (acting in the name and on behalf of the Trustee) and/or the Agents. The Delegate will, as delegate of the Trustee for the Certificateholders, have recourse against the Obligor to recover payments due to the Trustee from the Obligor pursuant to such Transaction Documents. None of the Trustee, the Delegate and the Agents shall be liable for the late, partial or non-recovery of any such payments from the Obligor save in the case of its wilful default, actual fraud or gross negligence.

(c) *Agreement of Certificateholders*

By subscribing for or acquiring Certificates, each Certificateholder is deemed to have agreed that notwithstanding anything to the contrary contained in these Conditions or any Transaction Document:

(i) no payment of any amount whatsoever shall be made by any of the Trustee (acting in any capacity), the Obligor (to the extent that it fulfils all of its obligations under the relevant Transaction Documents), the Delegate or any of their respective shareholders, directors, officers, employees, corporate service providers or agents on their behalf except to the extent funds are available therefor from the relevant Trust Assets and further acknowledges and agrees that no recourse shall be had for the payment of any

amount owing hereunder or under any Transaction Document, whether for the payment of any fee or other amount hereunder or any other obligation or claim arising out of or based upon the Transaction Documents, against the Trustee (acting in any capacity), the Delegate or any of their respective shareholders, directors, officers, employees, corporate service providers or agents to the extent the relevant Trust Assets have been exhausted following which all obligations of the Trustee (acting in any capacity), the Obligor and the Delegate shall be extinguished;

(ii) the Trustee may not sell, transfer, assign or otherwise dispose of the Trust Assets to a third party other than as expressly provided in the Transaction Documents, and the Trustee may only realise its rights, title, interests, benefits and entitlements, present and future, in, to and under the Trust Assets in the manner expressly provided in the Transaction Documents;

(iii) if the proceeds of the Trust Assets are insufficient to make all payments due in respect of the Certificates, Certificateholders will have no recourse to any assets of the Trustee (other than the Trust Assets in the manner and to the extent contemplated by the Transaction Documents), the Delegate or any of their respective directors, officers, employees, agents, shareholders or affiliates, in each case in respect of any shortfall or otherwise;

(iv) it will not petition for, institute, or join with any other person in instituting proceedings for, the reorganisation, arrangement, liquidation, bankruptcy, winding-up or receivership or other proceedings under any bankruptcy or similar law against the Trustee (and/or its directors);

(v) no recourse (whether by institution or enforcement of any legal proceedings or assessment or otherwise) in respect of any breaches of any duty, obligation or undertaking of the Trustee arising under or in connection with any Transaction Document to which it is a party by virtue of any customary law, statute or otherwise shall be had against any shareholder, officer, employee, agent, director or corporate services provider of the Trustee in its capacity as such for any breaches by the Trustee and any and all personal liability of every such shareholder, officer, employee, agent, director or corporate services provider in its capacity as such for any breaches by the Trustee of any such duty, obligation or undertaking is hereby expressly waived and excluded to the extent permitted by law. The obligations of the Trustee hereunder or any other Transaction Document to which it is a party are corporate or limited liability obligations of the Trustee and no personal liability shall attach to or be incurred by the directors or officers of the Trustee (in their capacity as such), save in the case of their wilful default or actual fraud; and

(vi) it shall not be entitled to claim or exercise any right of set off, counterclaim, abatement or other similar remedy which it might otherwise have, under the laws of any jurisdiction, in respect of any sums due under the Transaction Documents with respect to any liability owed by it to the Trustee or claim any lien or other rights over any property held by it on behalf of the Trustee.

5. TRUST

(a) *Trust Assets*

Pursuant to the Master Declaration of Trust, as supplemented by the relevant Supplemental Declaration of Trust for the relevant Series, the Trustee holds the Trust Assets for each Series on trust absolutely for and on behalf of the Certificateholders of such Series *pro rata* according

to the face amount of Certificates held by each holder. The term **Trust Assets** in respect of each Series means the following:

(i) all of the cash proceeds of the issue of the Certificates, pending the application thereof in accordance with the terms of the Transaction Documents;

(ii) all of the Trustee's rights, title, interests, benefits and entitlements, present and future, in, to and under the Wakala Portfolio;

(iii) all of the Trustee's rights, title, interests, benefits and entitlements, present and future, in, to and under the Transaction Documents (excluding any representations given by the Obligor to the Trustee and/or the Delegate pursuant to any of the Transaction Documents or the covenant given to the Trustee pursuant to clause 17.1 of the Master Declaration of Trust);

(iv) all moneys standing to the credit of the Transaction Account from time to time; and

(v) all proceeds of the foregoing.

(b) *Application of Proceeds from Trust Assets*

On each Periodic Distribution Date, any Dissolution Date or, if applicable, any Relevant Date, the relevant Paying Agent will apply the moneys standing to the credit of the Transaction Account in the following order of priority (in each case only if and to the extent that payments of a higher priority has been made in full):

(i) *first*, (to the extent not previously paid) to pay the Delegate all amounts owing to it under the Transaction Documents in its capacity as Delegate and to any receiver, manager or administrative receiver or any other analogous officer appointed or employed in respect of the Trust by the Delegate in accordance with the Master Declaration of Trust as supplemented by any relevant Supplemental Declaration of Trust;

(ii) *second*, to the Principal Paying Agent for application in or towards payment *pari passu* and rateably of all Periodic Distribution Amounts due but unpaid;

(iii) *third*, only if such payment is made on a Dissolution Date, to the Principal Paying Agent for application in or towards payment of the relevant Dissolution Amount; and

(iv) *fourth*, only if such payment is made on a Dissolution Date or, if applicable, a Relevant Date, on which all (but not some only) of the Certificates are to be redeemed, payment of any residual amount to the Service Agent as an incentive payment under the Service Agency Agreement.

6. TRUSTEE COVENANTS

The Trustee covenants that, among other things, for so long as any Certificate is outstanding (as defined in the Master Declaration of Trust), it shall not (without the prior written consent of the Delegate):

(a) incur any indebtedness in respect of financed, borrowed or raised money whatsoever, (whether structured (or intended to be structured) in accordance with the principles of *Shari'a* or otherwise), or give any guarantee or indemnity in respect of any obligation of any person or issue any shares (or rights, warrants or options in respect of shares or securities convertible into

or exchangeable for shares) or any other certificates except, in all cases, as contemplated in the Transaction Documents;

(b) create any security interest over any of its present or future indebtedness or upon any of its present or future assets, properties or revenues (other than those arising by operation of law (if any) and other than under or pursuant to any of the Transaction Documents);

(c) sell, lease, transfer, assign, participate, exchange or otherwise dispose of, or pledge, mortgage, hypothecate or otherwise encumber (by security interest (statutory or otherwise), preference, priority or other security agreement or preferential arrangement of any kind or nature whatsoever or otherwise) (or permit such to occur or suffer such to exist), any part of its interests in any of the Trust Assets except pursuant to any of the Transaction Documents;

(d) subject to Condition 18, amend or agree to any amendment of any Transaction Document to which it is a party (other than in accordance with the terms thereof) or its constitutional documents;

(e) except as provided in the Master Declaration of Trust as supplemented by any relevant Supplemental Declaration of Trust, act as trustee in respect of any trust other than the Trust or in respect of any parties other than the Certificateholders;

(f) have any subsidiaries or employees;

(g) redeem or purchase any of its shares or pay any dividend or make any other distribution to its shareholders;

(h) use the proceeds of the issue of the Certificates for any purpose other than as stated in the Transaction Documents;

(i) put to its directors or shareholders any resolution for, or appoint any liquidator for, its winding-up or any resolution for the commencement of any other bankruptcy or insolvency proceeding with respect to it; or

(j) enter into any contract, transaction, amendment, obligation or liability other than the Transaction Documents to which it is a party or any permitted amendment or supplement thereto or as expressly contemplated, permitted or required thereunder or engage in any business or activity other than:

(i) as contemplated, provided for or permitted in the Transaction Documents;

(ii) the ownership, management and disposal of the Trust Assets as provided in the Transaction Documents; and

(iii) such other matters which are incidental thereto.

7. NEGATIVE PLEDGE

So long as any Certificate remains outstanding, the Obligor will not create, or have outstanding, any mortgage, charge, lien, pledge or other security interest (each a **Security Interest**), other than a Permitted Security Interest, upon the whole or any part of its present or future undertaking, assets or revenues to secure any Relevant Indebtedness, or any guarantee or indemnity in respect of any Relevant Indebtedness, without (a) at the same time or prior thereto according to all amounts (that are in the nature of profit and principal (corresponding to Periodic Distribution Amounts and the Dissolution Amount payable by the Trustee under the Certificates)) payable by the Obligor (acting in any capacity) under the

Transaction Documents to which it is a party the same security as is created or subsisting to secure any such Relevant Indebtedness, guarantee or indemnity or (b) providing such other security as shall be approved by an Extraordinary Resolution of the Certificateholders.

8. PERIODIC DISTRIBUTION PROVISIONS

(a) *Periodic Distribution Amount*

A Periodic Distribution Amount will be payable in respect of the relevant Certificates and be distributable by the Trustee to the Certificateholders in accordance with these Conditions, out of amounts transferred to the Transaction Account pursuant to the terms of the Transaction Documents.

(b) *Determination of Periodic Distribution Amount*

Except as provided in the applicable Pricing Supplement, the Periodic Distribution Amount payable in respect of each Certificate for any Return Accumulation Period shall be the Fixed Amount and, if the Certificates are in more than one Specified Denomination, shall be the Fixed Amount as specified in the applicable Pricing Supplement in respect of the relevant Specified Denomination. Payments of Periodic Distribution Amounts on any Periodic Distribution Date as specified in the applicable Pricing Supplement may, if so specified in the applicable Pricing Supplement, amount to the Broken Amount as specified in the applicable Pricing Supplement.

If any Periodic Distribution Amount is required to be calculated for a period other than a Return Accumulation Period or if no relevant Fixed Amount or Broken Amount is specified in the applicable Pricing Supplement, such Periodic Distribution Amount shall be calculated by applying the Profit Rate to the Calculation Amount, multiplying the product by the applicable Day Count Fraction, and rounding the resulting figure to the nearest sub-unit of the relevant Specified Currency (half of any such sub-unit being rounded upwards) and multiplying such rounded figure by a figure equal to the Specified Denomination of the relevant Certificate divided by the Calculation Amount.

In these Conditions, **Day Count Fraction** means, in respect of the calculation of a Periodic Distribution Amount in accordance with this Condition 8(b):

(i) if **Actual/Actual (ICMA)** is specified in the applicable Pricing Supplement:

(A) in the case of Certificates where the number of days in the relevant period from (and including) the most recent Periodic Distribution Date (or, if none, the Profit Commencement Date) to (but excluding) the relevant payment date (the **Calculation Period**) is equal to or shorter than the Determination Period, the number of days in such Calculation Period divided by the product of (1) the number of days in such Determination Period; and (2) the number of Determination Period in one calendar year; or

(B) in the case of Certificates where the Calculation Period is longer than the Determination Period, the sum of (1) the number of days in such Calculation Period falling in the Determination Period in which the Calculation Period begins divided by the product of (x) the number of days in such Determination Period and (y) the number of Determination Periods in one calendar year; and (2) the number of days in such Calculation Period falling in the next Determination Period divided by the product of (x) the number of days in such Determination Period and (y) the number of Determination Periods in one calendar year; and

(ii) if **30/360** is specified in the applicable Pricing Supplement, the number of days in the relevant Calculation Period (such number of days being calculated on the basis of a year of 360 days with 12 30-day months) divided by 360.

(c) *Payment in Arrear*

Subject to Conditions 78(d), 10(b), 10(c), 10(f) and 14, and unless otherwise specified in the applicable Pricing Supplement, each Periodic Distribution Amount will be paid in respect of the relevant Certificates in arrear on each Periodic Distribution Date specified in the applicable Pricing Supplement.

(d) *Cessation of Profit Entitlement*

No further amounts will be payable on any Certificate from and including the relevant Dissolution Date, unless default is made in the payment of the relevant Dissolution Amount in which case Periodic Distribution Amounts will continue to accrue in respect of the Certificates in the manner provided in this Condition 8 to the earlier of: (i) the Relevant Date; or (ii) the date on which a Sale Agreement is executed in accordance with the terms of the Purchase Undertaking or the Sale and Substitution Undertaking, as the case may be.

9. PAYMENT

(a) *Payments in respect of Certificates*

Subject to Condition 7, payment of each Periodic Distribution Amount and the relevant Dissolution Amount will be made by the relevant Paying Agent in the Specified Currency, by wire transfer in same day funds to the registered account of each Certificateholder. Payments of the relevant Dissolution Amount will only be made against surrender of the relevant Certificate, where the Certificate is in definitive form, at the specified office of the relevant Paying Agent at the close of business on the relevant Record Date. Payments of the relevant Dissolution Amount and each Periodic Distribution Amount in respect of the Global Certificate will be paid to the holder shown on the Register at the close of business on the relevant Record Date.

For the purposes of these Conditions:

(i) **Record Date** means (A) in the case of Certificates in global form, the business day (being for this purpose a day on which Euroclear and Clearstream, Luxembourg are open for business) before the relevant due date for payment, and (ii) in the case of Certificates in definitive form, the fifteenth day (whether or not such fifteenth day is a business day) before the relevant due date for payment;

(ii) a Certificateholder's **registered account** means an account denominated in the Specified Currency maintained by or on behalf of it with a bank that processes payments in the Specified Currency, details of which appear on the Register at the close of business on the relevant Record Date; and

(iii) a Certificateholder's **registered address** means its address appearing on the Register at that time.

(b) *Payments subject to Applicable Laws*

All payments are subject in all cases to: (i) any applicable fiscal or other laws, regulations and directives in the place of payment, but without prejudice to the provisions of this Condition 9; and (ii) any withholding or deduction required pursuant to an agreement described in Section

1471(b) of the U.S. Internal Revenue Code of 1986 (as amended, the **Code**) or otherwise imposed pursuant to Sections 1471 through 1474 of the Code, any regulations or agreements thereunder, official interpretations thereof, or (without prejudice to the provisions of Condition 11) any law implementing an intergovernmental approach thereto. No commission or expenses shall be charged to the Certificateholders in respect of such payments.

(c) *Payment only on a Payment Business Day*

Payment instructions (for value the due date or, if that is not a Payment Business Day, for value the first following day which is a Payment Business Day) will be initiated by the relevant Paying Agent, on the due date for payment or, in the case of a payment of the relevant Dissolution Amount, if later, on the Business Day on which the relevant Certificate is surrendered at the specified office of the relevant Paying Agent.

Certificateholders will not be entitled to any additional Periodic Distribution Amount, Dissolution Amount or other payment for any delay after the due date in receiving the amount due if the due date is not a Payment Business Day, if the relevant Certificateholder is late in surrendering his Certificate (if required to do so).

If the relevant Dissolution Amount or any Periodic Distribution Amount is not paid in full when due, the relevant Registrar will annotate the Register with a record of the amount actually paid.

(d) *Agents*

In acting under the Agency Agreement and in connection with the Certificates, the Agents act solely as agents of the Trustee and (to the extent provided in the Master Declaration of Trust and the Agency Agreement) the Delegate and do not assume any obligations towards or relationship of agency or trust for or with any of the Certificateholders or any other party to the Transaction Documents.

The Trustee reserves the right at any time to vary or terminate the appointment of any Agent and/or to appoint additional or other Agents provided that: (i) it will at all times maintain a Principal Paying Agent and a Registrar (which may be the same entity); (ii) so long as any of the Global Certificates payable in a Specified Currency other than U.S. dollars are held through DTC or its nominee, an Exchange Agent having a specified office in London; and (iii) so long as any Certificates are admitted to listing, trading and/or quotation on any listing authority, stock exchange and/or quotation system, there will at all times be a Paying Agent and a Transfer Agent having its specified office in such place (if any) as may be required by the rules of such listing authority, stock exchange and/or quotation system.

Notice of any such change or any change of any Specified Office shall be given to the Trustee, the Delegate and the Certificateholders in accordance with the provisions of the Agency Agreement.

10. CAPITAL DISTRIBUTIONS OF THE TRUST

(a) *Dissolution on the relevant Scheduled Dissolution Date*

Unless the Certificates are previously redeemed, or purchased and cancelled, in full the Trustee will redeem the Certificates at the relevant Dissolution Distribution Amount and the Trust will be dissolved by the Trustee on the relevant Scheduled Dissolution Date as specified in the applicable Pricing Supplement, following the payment of such amount in full.

(b) *Dissolution for Tax Reasons*

If a Tax Event occurs, where **Tax Event** means:

(i) (1) the Trustee has or will become obliged to pay additional amounts as described in Condition 11 as a result of any change in, or amendment to, the laws or regulations of a Relevant Tax Jurisdiction or any change in the application or official interpretation of such laws or regulations, which change or amendment becomes effective on or after the date on which agreement is reached to issue the Certificates of the relevant Series (or if such jurisdiction became a Relevant Tax Jurisdiction on a date subsequent thereto, after such date); and (2) such obligation cannot be avoided by the Trustee taking reasonable measures available to it; or

(ii) (1) the Trustee has received notice from the Obligor that it has or will become obliged to pay additional amounts pursuant to the terms of any Transaction Document as a result of any change in, or amendment to, the laws or regulations of a Relevant Tax Jurisdiction or any change in the application or official interpretation of such laws or regulations, which change or amendment becomes effective on or after the date on which agreement is reached to issue the Certificates of the relevant Series (or if such jurisdiction became a Relevant Tax Jurisdiction on a date subsequent thereto, after such date); and (2) such obligation cannot be avoided by the Obligor taking reasonable measures available to it,

the Trustee shall, upon receipt of a duly completed Exercise Notice from the Obligor in accordance with the Sale and Substitution Undertaking, redeem the Certificates in whole, but not in part, at any time (such dissolution date being a **Tax Dissolution Date**), on giving not less 30 days nor more than 90 days notice to the Certificateholders in accordance with Condition 17 (which notice shall be irrevocable) at the relevant Tax Dissolution Amount, provided that no such notice of dissolution shall be given earlier than 90 days prior to the earliest date on which (in the case of paragraph (i) above) the Trustee would be obliged to pay such additional amounts if a payment in respect of the Certificates were then due, or (in the case of paragraph (ii) above) the Obligor would be obliged to pay such additional amounts if a payment to the Trustee under the relevant Transaction Document was then due.

Prior to the publication by or on behalf of the Trustee of any notice to Certificateholders pursuant to this Condition 10(b), the Obligor shall deliver to the Trustee and the Delegate: (x) a certificate signed by an authorised signatory of the Trustee (or the Obligor, as the case may be) stating that the Trustee is entitled to effect such redemption and setting forth a statement of facts showing that the conditions precedent to the right of the Trustee so to redeem have occurred; and (y) an opinion of independent legal advisers of recognised standing to the effect that the Trustee or the Obligor, as the case may be, has or will become obliged to pay such additional amounts as a result of such change or amendment. The Delegate shall be entitled to accept and rely on the certificate and opinion (without further enquiry and without liability to any person) as sufficient evidence of the satisfaction of the conditions precedent set out above, in which event it shall be conclusive and binding on the Certificateholders.

Upon the expiry of any such notice to Certificateholders as is referred to above and payment in full of the relevant Tax Dissolution Amount to Certificateholders and the execution of the relevant Sale Agreement, the Trustee shall be bound to dissolve the Trust.

(c) *Dissolution at the Option of the Obligor*

If the Optional Dissolution Right is specified in the applicable Pricing Supplement, the Trustee shall, upon receipt of a duly completed Exercise Notice from the Obligor in accordance with

the Sale and Substitution Undertaking, on giving not less than 15 days nor more than 30 days to the relevant Certificateholders in accordance with Condition 17 (which notice shall be irrevocable), redeem the Certificates in whole or. if so specified in such notice, in part, at the relevant Optional Dissolution Amount on the Optional Dissolution Date specified in such notice in accordance with this Condition 10(c).

Any such redemption or exercise must relate to Certificates of a face amount at least equal to the Minimum Optional Dissolution Amount to be redeemed and no greater than the Maximum Optional Dissolution Amount to be redeemed (in each case as specified in the applicable Pricing Supplement).

If the Certificates are to be redeemed in whole, but not in part, on any Optional Dissolution Date in accordance with this Condition 10(c), upon payment in full of the relevant Optional Dissolution Amount to all Certificateholders and the execution of the relevant Sale Agreement, the Trustee shall be bound to dissolve the Trust.

In the case of a partial redemption, the Certificates to be redeemed (the **Redeemed Certificates**) will (i) in the case of Redeemed Certificates in definitive form, be selected individually by lot, not more than 30 days prior to the date fixed for redemption (such date of selection being hereinafter called the **Selection Date**) and (ii) in the case of Redeemed Certificates represented by Global Certificates, be selected in accordance with the rules of DTC, Euroclear and/or Clearstream, Luxembourg. In the case of Redeemed Certificates in definitive form, a list of the serial numbers of such Redeemed Certificates will be published in accordance with Condition 17 not less than 15 days prior to the date fixed for redemption.

The Optional Dissolution Right and the Certificateholder Put Right may not both be specified as applicable in the applicable Pricing Supplement in respect of any Series.

(d) *Certificateholder Put Right*

If the Certificateholder Put Right is specified in the applicable Pricing Supplement, the Trustee shall, at the option of any Certificateholder, upon such holder giving not less than 15 days nor more than 30 days notice to the Trustee, upon the expiry of such notice, redeem such Certificates on the Certificateholder Put Right Date at the relevant Certificateholder Put Right Dissolution Amount. If the Certificates are to be redeemed in whole, but not in part, on any Certificateholder Put Right Date in accordance with this Condition 10(d), upon payment in full of the relevant Certificateholder Put Right Dissolution Amount to all Certificateholders and the execution of the relevant Sale Agreement, the Trustee shall be bound to dissolve the Trust.

To exercise the right in this Condition 10(d), the relevant holder must, if such Certificates are in definitive form and held outside DTC, Euroclear and Clearstream, Luxembourg, deposit its Certificate(s), on any business day in the city of the specified office of the Principal Paying Agent falling within the notice period, with the Principal Paying Agent, giving notice to the Principal Paying Agent of such exercise (a **Certificateholder Put Right Notice**) in the form obtainable from any Paying Agent, the Registrar or any Transfer Agent (as applicable). If Certificates are represented by a Global Certificate or are in definitive form and held through DTC and/or Euroclear or Clearstream, Luxembourg, then in order to exercise the right in this Condition 10(d), a Certificateholder must, within the notice period, give notice to a Paying Agent of such exercise in accordance with the standard procedures of DTC and/or Euroclear and Clearstream, Luxembourg in a form acceptable to the relevant clearing system from time to time (which shall, if acceptable to the relevant clearing system, be in the form of a duly completed Certificateholder Put Right Notice in the form set out in the Agency Agreement and obtainable from any Paying Agent, the Registrar or any Transfer Agent) and, if this Certificate is represented by a Global Certificate, at the same time present or procure the presentation of

the relevant Global Certificate to a Paying Agent for notation or entry in the Register accordingly.

Any Certificateholder Put Right Notice or other notice given in accordance with the standard procedures of DTC and/or Euroclear and Clearstream, Luxembourg by a holder of any Certificates pursuant to this Condition 10(d) shall be irrevocable except where, prior to the due date of redemption, a Dissolution Event has occurred and the Delegate has declared the Certificates due and payable pursuant to Condition 14, in which event such holder, at its option, may elect by notice to the Trustee to withdraw the notice given pursuant to this Condition 10(d).

The Certificateholder Put Right and the Optional Dissolution Right may not both be specified in the applicable Pricing Supplement in respect of any Series.

(e) *Change of Control Put Right*

The Trustee shall, upon receipt of a written notice from the Obligor, or otherwise upon having actual knowledge, of the occurrence of a Change of Control, promptly give notice (a **Change of Control Notice**) of the occurrence of a Change of Control to the Delegate and the Certificateholders in accordance with Condition 17. Provided Change of Control Put Right is specified as applicable in the applicable Pricing Supplement, Certificateholders may elect within the Change of Control Put Right Period to redeem all or any of their Certificates.

If any Certificateholders elect to redeem their Certificates, in whole or in part, in accordance with this Condition 10(e), unless prior to the giving of the relevant Change of Control Notice the Trustee has given notice of redemption under Conditions 10(b), 10(c) or 10(f), the Trustee shall redeem such Certificates on the relevant Change of Control Put Right Date at the Change of Control Put Right Dissolution Amount. If the Certificates are to be redeemed in whole, but not in part, on any Change of Control Put Right Date in accordance with this Condition 10(e), upon payment in full of the relevant Change of Control Put Right Dissolution Amount to all Certificateholders and the execution of the relevant Sale Agreement, the Trustee shall be bound to dissolve the Trust.

To exercise the option in this Condition 10(e), the relevant holder must, if such Certificates are in definitive form and held outside DTC and/or Euroclear and Clearstream, Luxembourg, deposit its Certificate(s), on any business day in the city of the specified office of the Principal Paying Agent falling within the Change of Control Put Right Period, with the Principal Paying Agent, giving notice to the Principal Paying Agent of such exercise (a **Change of Control Put Right Notice**) in the form obtainable from any Paying Agent, the Registrar or any Transfer Agent (as applicable). If Certificates are represented by a Global Certificate or are in definitive form and held through DTC, Euroclear or Clearstream, Luxembourg, then in order to exercise the option in this Condition 10(e), a Certificateholder must, within the Change of Control Put Right Period, give notice to a Paying Agent of such exercise in accordance with the standard procedures of DTC and/or Euroclear and Clearstream, Luxembourg in a form acceptable to the relevant clearing system from time to time (which shall, if acceptable to the relevant clearing system, be in the form of a duly completed Change of Control Put Right Notice in the form set out in the Agency Agreement and obtainable from any Paying Agent, the Registrar or any Transfer Agent) and, if this Certificate is represented by a Global Certificate, at the same time present or procure the presentation of the relevant Global Certificate to a Paying Agent for notation or entry in the Register accordingly.

Any Change of Control Put Right Notice or other notice given in accordance with the standard procedures of DTC and/or Euroclear and Clearstream, Luxembourg by a holder of any Certificates pursuant to this Condition (e) shall be irrevocable except where, prior to the due date of redemption, a Dissolution Event has occurred and the Delegate has declared the

Certificates due and payable pursuant to Condition 14, in which event such holder, at its option, may elect by notice to the Trustee to withdraw the notice given pursuant to this Condition 10(e).

(f) *Clean Up Call Right*

If 75 per cent. or more of the aggregate face amount of Certificates then outstanding have been redeemed and/or purchased and cancelled pursuant to this Condition 10 and/or Condition 13, as the case may be, the Trustee shall, upon receipt of a duly completed Exercise Notice from the Obligor in accordance with the Sale and Substitution Undertaking, on giving not less than 15 days nor more than 30 days to the Certificateholders in accordance with Condition 17, redeem all (but not some only) of the Certificates at the Clean Up Call Right Dissolution Amount on the date specified in such notice (such dissolution date being a **Clean Up Call Right Dissolution Date**). Upon payment in full of the relevant Clean Up Call Right Dissolution Amount to the Certificateholders and the execution of the relevant Sale Agreement, the Trustee shall be bound to dissolve the Trust.

(g) *Dissolution following a Dissolution Event*

Upon the occurrence of a Dissolution Event which is continuing, the Certificates may be redeemed at the Dissolution Distribution Amount on the Dissolution Event Redemption Date, if the relevant conditions set out in Condition 14 are satisfied, and the Trust will be dissolved by the Trustee.

(h) *No other Dissolution*

The Trustee shall not be entitled to redeem the Certificates, and the Trustee shall not be entitled to dissolve the Trust otherwise than as provided in this Condition 10, Condition 13 and Condition 14.

(i) *Effect of payment in full of Dissolution Amount*

Upon payment in full of all amounts due and payable in respect of the Certificates and the dissolution of the Trust as provided for in this Condition 10 or Condition 14 (as applicable), such Certificates shall cease to represent interests in the relevant Trust Assets and no further amounts shall be payable in respect thereof and the Trustee shall have no further obligations in respect thereof.

(j) *Compulsory Sale*

If, at any time, the Trustee or the Obligor determines that any beneficial owner of Certificates, or any account for which such owner purchased Certificates, who is required to be a QIB and also a QP is not in fact a QIB and a QP, the Trustee may (upon the instructions of the Obligor): (i) compel such beneficial owner to sell its Certificates to: (A) a person who is not a U.S. person within the meaning of Regulation S under the Securities Act; or (B) a person who is a QIB that is also a QP, and who, in each case, is otherwise qualified to purchase such Certificates in a transaction exempt from registration under the Securities Act; or (ii) compel such beneficial owner to sell such Certificates to the Obligor or an affiliate thereof at a price equal to the least of: (A) the purchase price paid by the beneficial owner for such Certificates; (B) 100 per cent. of the face amount thereof; or (iii the fair market value thereof as determined in good faith by the board of directors of the Obligor. The Trustee has the right to refuse to register or otherwise honour the transfer of interests in such Certificates to a person who is not (i) a person who is not a U.S. person within the meaning of Regulation S under the Securities Act; or (ii) a person who is a QIB that is also a QP.

11. TAXATION

All payments in respect of the Certificates shall be made free and clear of, and without withholding or deduction for any taxes or duties of whatever nature, imposed or levied by or on behalf of a Relevant Tax Jurisdiction (**Taxes**), unless such withholding or deduction of the Taxes is required by law. In such event, the Trustee will pay additional amounts as shall be necessary in order that the net amounts received by the Certificateholder after such withholding or deduction shall equal the respective amounts due and payable to any Certificateholder which would have otherwise been receivable in the absence of such withholding or deduction, except that no such additional amount shall be payable in relation to any payment in respect of any Certificate presented for payment (where presentation is required):

(a) held by or on behalf of a holder or beneficial owner, that would not have been payable or due but for the holder or beneficial owner being liable for such Taxes in respect of such Certificate by reason of its having some connection with a Relevant Tax Jurisdiction, other than the mere acquisition or holding of any Certificate or the enforcement or receipt of payment under or in respect of any Certificate;

(b) where the Certificate is presented for payment more than 30 days after the Relevant Date, except to the extent that the holder or beneficial owner of such Certificate would have been entitled to such additional amounts on presenting such Certificate for payment on the last day of such period of 30 days, assuming that day to have been a Payment Business Day;

(c) in respect of any estate, inheritance, gift, sales, transfer, personal property, or any similar tax, assessment or governmental charge;

(d) in respect of any Taxes which is payable other than by withholding or deduction from payments on such Certificate;

(e) in respect of any Taxes which is required to be withheld or deducted by any Paying Agent from payments on any Certificates if such payment can be made without such withholding or deduction by at least one other Paying Agent;

(f) in respect of any withholding or deduction under Section 1471(b) of the Code;

(g) held by or on behalf of a holder or beneficial owner who would not be liable for or subject to such withholding or deduction by making a declaration of non-residence or other similar claim for exemption to the relevant tax authority if, after having been requested to make such a declaration or claim, such holder or beneficial owner, if legally able to do so, fails to do so within a reasonable time; or

(h) any combination of items (a) through (g) above.

In these Conditions:

Relevant Date means, in respect of any Certificate, the date on which payment in respect of it first becomes due or, if the full amount of the money payable has not been duly paid on or before such date, it means the date on which payment in full of the amount outstanding is made or (if earlier) the date on which notice to that effect shall have been duly given to Certificateholders by the Trustee in accordance with Condition 17; and

Relevant Tax Jurisdiction means Abu Dhabi (including the ADGM), the UAE or any other jurisdiction the Obligor is resident or doing business in for tax purposes, or, in either case, any political sub-division therein or any authority therein or thereof having power to tax.

The relevant Transaction Documents provide that payments thereunder by the Obligor shall be made without any withholding or deduction for any taxes, unless such withholding or deduction is required by law and, in such case, provide for the payment by the Obligor of all additional amounts as will result in the receipt by the Trustee of such net amount as would have been receivable by it if no withholding or deduction had been made.

Further, in accordance with the Master Declaration of Trust, the Obligor has unconditionally and irrevocably undertaken to (irrespective of the payment of any fee), as a continuing obligation, in the event that the Trustee fails to comply with any obligation to pay additional amounts pursuant to this Condition 11, pay to or to the order of the Delegate such net amounts as are necessary so that the amount receivable by the Delegate (after any withholding or deduction for or an account of Taxes) equals any and all additional amounts, required to be paid by it in respect of the Certificates pursuant to this Condition 11.

12. PRESCRIPTION

The right to receive distributions in respect of the Certificates will be prescribed and become void unless claimed within a period of 10 years (in the case of the Dissolution Amount) and five years (in the case of Periodic Distribution Amounts) from the Relevant Date in respect thereof.

13. PURCHASE AND CANCELLATION OF CERTIFICATES

(a) *Purchases*

The Obligor or any of its Subsidiaries may at any time purchase Certificates at any price in the open market or otherwise. Such Certificates may be held, re-sold or, at the option of the Obligor, surrendered to the Registrar for cancellation in accordance with Condition 13(b).

(b) *Cancellation of Certificates held by the Obligor and/or any of its Subsidiaries*

If the Obligor wishes to cancel any of the Certificates purchased by it and/or any of its Subsidiaries pursuant to Condition 13(a), the Obligor shall deliver a Cancellation Notice to the Trustee in accordance with the terms of the Master Declaration of Trust requiring the Trustee to cancel such Certificates and surrender such Certificates to the relevant Agent for cancellation.

(c) *Dissolution of the Trust upon cancellation of all outstanding Certificates in a Series*

In the event the Obligor and/or any of its Subsidiaries purchase all the outstanding Certificates pursuant to this Condition 13 and all such Certificates are subsequently cancelled by the Trustee, the relevant Trust will be dissolved by the Trustee and such Certificates shall cease to represent interests in the relevant Trust Assets and no further amounts shall be payable in respect thereof and the Trustee shall have no further obligations in respect thereof.

14. DISSOLUTION EVENTS

Upon the occurrence and continuation of any of the following events (each a **Dissolution Event**):

(a) default is made in the payment of a Dissolution Amount on the date fixed for payment thereof or default is made in the payment of any Periodic Distribution Amount on the due date for payment thereof and, in each case such default continues unremedied for a period of 30 days; or

(b) the Trustee (acting in any capacity) defaults in the performance of any of its obligations under the Transaction Documents to which it is a party (other than its obligations as set out in clause

17.1 of the Master Declaration of Trust) and such default (except in any case where, in the opinion of the Delegate, the failure is incapable of remedy when no such continuation or notice as is hereinafter mentioned will be required) continues for a period of 90 days following the service by the Delegate on the Trustee of notice requiring the same to be remedied; or

(c) an Initial Hedging Event occurs; or

(d) a Hedging Renewal Event occurs; or

(e) an Assignment Agreement Termination Event; or

(f) an Additional Service Agency Liabilities Amount Event occurs; or

(g) an Obligor Event occurs; or

(h) the Trustee is adjudicated or found bankrupt or insolvent or any order is made by any competent court or resolution passed for the winding up or dissolution of the Trustee, save in connection with a Permitted Reorganisation;

(i) proceedings are initiated against the Trustee under any applicable liquidation, insolvency, composition, reorganisation or other similar laws, or an application is made (or documents filed with a court) for the appointment of an administrative or other receiver, manager, administrator, liquidator or other similar official (and such proceedings are not being actively contested in good faith by the Trustee), or an administrative or other receiver, manager, administrator, liquidator or other similar official is appointed, in relation to the Trustee in relation to all or substantially all of the undertaking or assets of either of them and in any such case (other than the appointment of an administrator) is not discharged within 30 days; or

(j) the Trustee initiates or consents to judicial proceedings relating to itself under any applicable liquidation, insolvency, composition, reorganisation or other similar laws or enters into any composition or other similar arrangement with its creditors generally save, in all cases, in connection with a Permitted Reorganisation; or

(k) any event occurs which under the laws of the Abu Dhabi Global Market has an analogous effect to any of the events referred to in paragraphs (g) to (i) (inclusive) above; or

(l) the validity of the Certificates is contested by the Trustee or the Trustee shall deny any of its obligations under the Certificates or as a result of any change in, or amendment to, the laws or regulations in the ADGM which change or amendment takes place after the date on which agreement is reached to issue the Certificates, (i) it becomes unlawful for the Trustee to perform or comply with any of its obligations under or in respect of the Certificates or the Transaction Documents to which it is a party, or (ii) any of such obligations becomes unenforceable or invalid;

in the case of:

(i) an Initial Hedging Event, a Hedging Renewal Event or an Assignment Agreement Termination Event only:

(A) the Certificates shall be immediately due and payable at the Dissolution Distribution Amount;

(B) the Trustee shall immediately give notice of the occurrence of such Initial Hedging Event, Hedging Renewal Event or Assignment Agreement Termination Event, as the case may be, to the Certificateholders in accordance with Condition 17; and

(C) (other than in the case of a Purchase Price Event arising from such Initial Hedging Event) the Trustee shall immediately deliver an Exercise Notice to the Obligor in accordance with the Purchase Undertaking; and

(ii) a Dissolution Event (other than an Initial Hedging Event, a Hedging Renewal Event or an Assignment Agreement Termination Event):

(A) the Delegate shall (subject to it being indemnified and/or secured and/or prefunded to its satisfaction), subject to it having been notified in writing of the occurrence of such Dissolution Event, give notice in writing of the occurrence of such Dissolution Event to the Certificateholders in accordance with Condition 17 with a request to such holders to indicate if they wish the Trust to be dissolved; and

(B) if so requested in writing by the holders of at least 25 per cent. of the then aggregate face amount of the Series outstanding or if so directed by an Extraordinary Resolution of the Certificateholders (a **Dissolution Request**) the Delegate shall (subject in each case to it being indemnified and/or secured and/or prefunded to its satisfaction) give notice to the Trustee, the Obligor and the Certificateholders in accordance with Condition 17 of the Dissolution Request that the Certificates are immediately due and payable at the Dissolution Distribution Amount whereupon the Certificates shall become so due and payable; and

(C) upon receipt of such Dissolution Request and provided that a Purchase Price Event has not occurred, the Trustee (failing which, subject to being indemnified and/or secured and/or pre funded to its satisfaction, the Delegate) shall immediately deliver an Exercise Notice to the Obligor in accordance with the Purchase Undertaking.

The Certificates shall be redeemed at the relevant Dissolution Distribution Amount on the date:

(a) (in the case of an Initial Hedging Event or a Hedging Renewal Event) of the relevant Initial Hedging Notice or Hedging Renewal Notice, as the case may be;

(b) (in the case of an Assignment Agreement Termination Event) of occurrence of the relevant Assignment Agreement Termination Event;

(c) (in the case of a Purchase Price Event) of occurrence of the relevant Purchase Price Event; and

(d) (in all other cases) specified in the relevant Exercise Notice,

in each case (the **Dissolution Event Redemption Date**) and the Trust shall be dissolved by the Trustee on the day after the last outstanding Certificate has been redeemed.

Upon payment in full of such amounts and dissolution of the Trust as aforesaid, the Certificates shall cease to represent interests in the Trust Assets and no further amounts shall be payable in respect thereof and the Trustee shall have no further obligations in respect thereof.

15. ENFORCEMENT AND EXERCISE OF RIGHTS

(a) Upon (i) the occurrence and continuation of a Dissolution Event, and (ii) (in the case of a Dissolution Event other than an Initial Hedging Event, a Hedging Renewal Event or an Assignment Agreement

Termination Event), the giving of notice to the Trustee, the Obligor and the Certificateholders in accordance with Condition 17 of a Dissolution Request, to the extent any amount payable in respect of the Certificates has not been paid in full, the Trustee (or the Delegate, acting in the name and on behalf of the Trustee), (subject, in each case, to it being indemnified and/or secured and/or prefunded to its satisfaction), may (acting for the benefit of the Certificateholders) take one or more of the following steps:

(i) enforce the Obligor's obligations under the Transaction Documents to which the Obligor is a party; and/or

(ii) take such other steps as the Trustee or the Delegate (acting in the name and on behalf of the Trustee) may consider necessary to recover amounts due to the Certificateholders.

(b) Conditions 15(c) and 15(d) are subject to this Condition 15(b). Following the enforcement, realisation and distribution of the net proceeds of the relevant Trust Assets in respect of the Certificates to the Certificateholders in accordance with these Conditions and the Master Declaration of Trust as supplemented by the relevant Supplemental Declaration of Trust, the obligations of the Trustee in respect of the Certificates shall be satisfied and the right of the Certificateholders to receive any further sums shall be extinguished and neither the Trustee nor the Delegate shall be liable for any such sums and, accordingly, Certificateholders may not take any action against the Trustee, the Delegate, the Agents or any other person (including the Obligor) to recover any such sum or asset in respect of the relevant Certificates or the Trust Assets. In particular, no holder of the Certificates shall be entitled in respect thereof to petition or to take any other steps for the winding-up of the Trustee.

(c) No Certificateholder shall be entitled to proceed directly against the Trustee or the Obligor under any Transaction Document to which either of them is a party unless the Delegate, having become so bound to proceed: (i) fails to do so within a reasonable period; or (ii) is unable to do so by reason of an order of a court having competent jurisdiction, and the failure or inability shall be continuing. Under no circumstances shall the Delegate or any Certificateholder have any right to cause the sale or other disposition of any of the relevant Trust Assets and the sole right of the Delegate and the Certificateholders against the Trustee and the Obligor shall be to enforce their respective obligations under the Transaction Documents.

(d) The Delegate shall not be bound in any circumstances to take any action to enforce or to realise the relevant Trust Assets or take any action against (as applicable) the Trustee and/or the Obligor under any Transaction Document to which the Trustee or the Obligor is a party unless directed or requested to do so: (i) by an Extraordinary Resolution; or (ii) in writing by the holders of at least 25 per cent. of the then outstanding aggregate face amount of the Certificates and in either case then only if it is indemnified and/or secured and/or prefunded to its satisfaction against all Liabilities to which it may thereby render itself liable and provided that the Delegate shall not be held liable for the consequences of exercising its discretion or taking any such action and may do so without having regard to the effect of such action on individual Certificateholders.

16. REPLACEMENT OF CERTIFICATES

If any Definitive Certificate is lost, stolen, mutilated, defaced or destroyed, it may be replaced at the Specified Office of the Registrar (and, if the Certificates are then admitted to listing, trading and/or quotation by any competent authority, stock exchange and/or quotation system which requires the appointment of a Paying Agent in any particular place, the Paying Agent having its Specified Office in the place required by such competent authority, stock exchange and/or quotation system), subject to all applicable laws and competent authority, stock and/or quotation system requirements, upon payment by the claimant of the expenses incurred in connection with such replacement and on such terms as to evidence, security, indemnity and otherwise as the Trustee or Registrar, as the case may be, may

reasonably require. Mutilated or defaced Definitive Certificates must be surrendered before replacements will be issued.

17. NOTICES

Save as provided in this Condition 17, all notices regarding the Certificates will be in the English language and will deemed to be validly given if sent by first class mail or (if posted to an address overseas) by airmail to the holders (or the first named of joint holders) at their respective addresses recorded in the Register and will be deemed to have been given on the fourth day after mailing. The Trustee shall also ensure that notices are duly published in a manner which complies with the rules of any stock exchange or other relevant authority on which the Certificates are for the time being listed or by which they have been admitted to trading. Any such notice will be deemed to have been given on the date of the first publication or, where required to be published in more than one newspaper, on the date of the first publication in all required newspapers. If publication as provided above is not practicable, a notice will be given in such other manner, and will be deemed to have been given on such date, as the Trustee shall approve.

Until such time as any Definitive Certificates are issued, there may, so long as the Global Certificate representing the Certificates is held in its entirety on behalf of DTC, Euroclear and/or Clearstream, Luxembourg, be substituted for such publication in such newspaper(s) the delivery of the relevant notice to DTC, Euroclear and/or Clearstream, Luxembourg for communication by them to the holders of the Certificates. Any such notice shall be deemed to have been given to the holders of the Certificates on the day on which the said notice was given to DTC, Euroclear and Clearstream, Luxembourg.

Notices to be given by any Certificateholder shall be in writing and given by lodging the same, together with the relevant Certificate or Certificates, with the Principal Paying Agent. Whilst any of the Certificates are represented by a Global Certificate, such notice may be given by any holder of a Certificate to the Principal Paying Agent through DTC, Euroclear and/or Clearstream, Luxembourg, as the case may be, in such manner as the Principal Paying Agent and DTC, Euroclear and/or Clearstream, Luxembourg, as the case may be, may approve for this purpose.

18. MEETINGS OF CERTIFICATEHOLDERS, MODIFICATION, WAIVER, AUTHORISATION AND DETERMINATION

(a) The Master Declaration of Trust contains provisions for convening meetings of Certificateholders to consider any matter affecting their interests, including the sanctioning by Extraordinary Resolution of a modification of any of these Conditions or the provisions of the Master Declaration of Trust or any other Transaction Document. Such a meeting may be convened by the Trustee or the Delegate at any time and shall be convened by the Trustee upon a requisition in writing of Certificateholders holding not less than 10 per cent. of the aggregate face amount of the Certificates for the time being outstanding. The quorum for any meeting convened to consider an Extraordinary Resolution shall be one or more persons holding or representing not less than 50 per cent. in aggregate face amount of the Certificates for the time being outstanding, or at any adjourned meeting one or more persons being or representing Certificateholders whatever the face amount of the Certificates held or represented, unless the business of such meeting includes consideration of a Reserved Matter, in which case the necessary quorum shall be one or more persons holding or representing not less than 66.6 per cent. or at any adjourned meeting not less than 25 per cent. in aggregate face amount of the Certificates for the time being outstanding. Any Extraordinary Resolution duly passed shall be binding on Certificateholders whether or not they were present at the meeting at which such resolution was passed.

(b) The Master Declaration of Trust provides that a resolution in writing signed by or on behalf of 75 per cent. of the holders of the Certificates then outstanding shall for all purposes be as valid

and effective as an Extraordinary Resolution passed at a meeting of Certificateholders duly convened and held. Such a resolution in writing may be contained in one document or several documents in the same form, each signed by or on behalf of one or more Certificateholders.

(c) The Master Declaration of Trust, any Supplemental Declaration of Trust, any other Transaction Document may only be amended by the Trustee with the consent of the Delegate and the Delegate may agree, without the consent or sanction of the Certificateholders, to any modification of any of the Master Declaration of Trust, any Supplemental Declaration of Trust or any other Transaction Document if, in the opinion of the Delegate such modification is: (i) of a formal, minor or technical nature; (ii) made to correct a manifest error; or (iii) is not materially prejudicial to the interests of the outstanding Certificateholders and is other than in respect of a Reserved Matter or any provisions of the Master Declaration of Trust referred to in the definition of a Reserved Matter. Any such modification may be made on such terms and subject to such conditions (if any) as the Delegate may determine, shall be binding on the Certificateholders and, unless the Delegate otherwise decides, shall be notified by the Trustee to the Certificateholders in accordance with Condition 17 as soon as practicable thereafter.

(d) The Delegate may, without the consent or sanction of the Certificateholders and without prejudice to its rights in respect of any subsequent breach from time to time and at any time: (i) give its consent under the Master Declaration of Trust, any Supplemental Declaration of Trust or any other Transaction Document and agree to waive or to authorise any breach or proposed breach of any provision of the Master Declaration of Trust, any Supplemental Declaration of Trust or any other Transaction Document; or (ii) determine that any Dissolution Event or Potential Dissolution Event shall not be treated as such, provided that: (1) in the opinion of the Delegate, such waiver, authorisation or determination is not materially prejudicial to the interests of the outstanding Certificateholders and is other than in respect of a Reserved Matter; and (2) the Delegate will not do so in contravention of an express direction given by Extraordinary Resolution or a request made pursuant to Condition 14. No such direction or request will affect a previous waiver, authorisation or determination. Any such waiver, authorisation or determination shall be binding on the Certificateholders and unless the Delegate otherwise requires, shall be notified by the Trustee (or the Obligor may do so on its behalf) to the Certificateholders in accordance with Condition 17 as soon as practicable thereafter.

(e) In connection with the exercise by it of any of its powers, authorities and discretions under the Master Declaration of Trust (including, without limitation, any modification), the Delegate shall have regard to the general interests of the Certificateholders as a class (except where the context otherwise requires (as determined by the Delegate in its absolute discretion)) and shall not have regard to any interest arising from circumstances particular to individual Certificateholders (whatever their number) and, in particular, but without limitation, shall not have regard to the consequences of such exercise for individual Certificateholders (whatever their number) resulting from them being for any purpose domiciled or resident in, or otherwise connected with, or subject to the jurisdiction of, any particular territory or any political subdivision thereof or taxing jurisdiction and the Delegate shall not be entitled to require, nor shall any Certificateholder be entitled to claim from the Trustee, the Delegate, the Obligor or any other person any indemnification or payment in respect of any tax consequence of any such exercise upon individual Certificateholders (except, in the case of the Trustee and the Obligor, to the extent already provided for in Condition 11).

19. THE DELEGATE

The Trustee has in the Master Declaration of Trust irrevocably and unconditionally appointed the Delegate to be its delegate and attorney and in its name, on its behalf and as its act and deed to execute, deliver and perfect all documents, and to exercise all of the present and future powers (including the power to sub-delegate), rights, authorities (including, but not limited to, the authority to request directions

from any Certificateholders and the power to make any determinations to be made under the Master Declaration of Trust as supplemented by the relevant Supplemental Declaration of Trust) and discretions vested in the Trustee by the Master Declaration of Trust as supplemented by the relevant Supplemental Declaration of Trust, that the Delegate may consider to be necessary or desirable in order, and subject to it being indemnified and/or secured and/or pre-funded to its satisfaction, to exercise all of the rights of the Trustee under any of the Transaction Documents and make such distributions from the relevant Trust Assets as the Trustee is bound to make in accordance with the Master Declaration of Trust as supplemented by the relevant Supplemental Declaration of Trust following the occurrence of a Dissolution Event, (together the **Delegation** of the **Relevant Powers**), provided that in no circumstances will such Delegation result in the Delegate holding on trust or otherwise managing the relevant Trust Assets and provided further that such Delegation and the Relevant Powers shall not include any obligation, duty, liability or covenant of the Trustee pursuant to the Master Declaration of Trust or any other Transaction Document or any duty, power, trust, authority or discretion to dissolve the trusts constituted by the Master Declaration of Trust as supplemented by the relevant Supplemental Declaration of Trust following the occurrence of a Dissolution Event or to determine the remuneration of the Delegate. The Trustee shall ratify and confirm all things done and all documents executed by the Delegate in the exercise of all or any of the Relevant Powers.

In addition to the Delegation of the Relevant Powers under the Master Declaration of Trust as supplemented by the relevant Supplemental Declaration of Trust, the Delegate also has certain powers which are vested solely in it from the date of the Master Declaration of Trust.

The appointment of a delegate by the Trustee is intended to be in the interests of the Certificateholders and does not affect the Trustee's continuing role and obligations as sole trustee.

The Master Declaration of Trust contains provisions for the indemnification of the Delegate in certain circumstances and for its relief from responsibility, including provisions relieving it from taking action unless indemnified and/or secured and/or prefunded to its satisfaction. In particular, in connection with the exercise of any of its rights in respect of the relevant Trust Assets or any other right it may have pursuant to the Master Declaration of Trust, the Delegate shall in no circumstances be bound to take any action unless directed to do so in accordance with Condition 15, and then only if it shall have been indemnified and/or secured and/or prefunded to its satisfaction.

The Delegate makes no representation and assumes no responsibility for the validity, sufficiency or enforceability of the obligations of the Obligor under the Transaction Documents to which it is a party and shall not under any circumstances have any liability or be obliged to account to Certificateholders in respect of any payments which should have been made by the Obligor but are not so made and shall not in any circumstances have any liability arising from the relevant Trust Assets other than as expressly provided in these Conditions or in the Master Declaration of Trust as supplemented by the relevant Supplemental Declaration of Trust.

The Delegate may rely without liability to Certificateholders on a report, confirmation, certificate or any advice of any accountants, financial advisers, financial institution, auditors, insolvency officials or any other expert (whether or not addressed to the Delegate and whether their liability in relation thereto is limited (by its terms or by any engagement letter relating thereto entered into by the Delegate or any other person or in any other manner) by reference to a methodology or otherwise) in accordance with or for the purposes of the Master Declaration of Trust or the other relevant Transaction Documents. The Delegate may accept and shall be entitled to rely on any such report, confirmation or certificate or advice as sufficient evidence of the facts stated therein and such report, confirmation, certificate or advice shall be binding on the Trustee, the Delegate and the Certificateholders. The Delegate shall not be bound in any such case to call for further evidence or be responsible for any liability or inconvenience that may be occasioned by its failure to do so.

Each of the Trustee and the Delegate is exempted from: (i) any liability in respect of any loss or theft of the Trust Assets or any cash; (ii) any obligation to insure the Trust Assets (other than, with respect to the Trustee, in accordance with the Transaction Documents) or any cash; and (iii) any claim arising from the fact that the Trust Assets or any cash are held by or on behalf of the Trustee or on deposit or in an account with any depositary or clearing system or are registered in the name of the Trustee or its nominee, unless such loss or theft arises as a result of the Trustee's or the Delegate's own gross negligence, wilful misconduct or fraud, as the case may be.

Nothing shall, in any case where the Trustee or the Delegate has failed to show the degree of care and diligence required of it as trustee, in the case of the Trustee (having regard to the provisions of the Master Declaration of Trust conferring on it any trusts (in the case of the Trustee only), powers, authorities or discretions) or as donee and delegate, in the case of the Delegate (having regard to the powers, authorities and discretions conferred on it by the Master Declaration of Trust and to the Relevant Powers delegated to it), respectively exempt the Trustee or the Delegate from or indemnify either of them against any liability for gross negligence, wilful misconduct or fraud of which either of them may be guilty in relation to their respective duties under the Master Declaration of Trust.

20. CONTRACTS (RIGHTS OF THIRD PARTIES) ACT 1999

No rights are conferred on any person under the Contracts (Rights of Third Parties) Act 1999 to enforce any term of these Conditions, but this does not affect any right or remedy of any person which exists or is available apart from that Act.

21. GOVERNING LAW AND DISPUTE RESOLUTION

(a) *Governing law*

The Master Declaration of Trust, the Certificates and these Conditions and any non-contractual obligations arising out of or in connection with the Master Declaration of Trust, the Certificates and these Conditions (including the remaining provisions of this Condition 21) are governed by, and shall be construed in accordance with, English law.

(b) *Agreement to arbitrate*

Any dispute, claim, difference or controversy arising out of, relating to or having any connection with the Certificates (including any dispute as to their existence, validity, interpretation, performance, breach or termination or the consequences of their nullity and any dispute relating to any non-contractual obligations arising out of or in connection with them) (a **Dispute**) shall be referred to and finally resolved by arbitration under the Arbitration Rules of the International Chamber of Commerce (the **ICC Rules**), which ICC Rules (as amended from time to time) are incorporated by reference into this Condition 22. For these purposes:

(i) the seat of arbitration shall be London;

(ii) there shall be three arbitrators (each of whom shall be a lawyer experienced in international securities transactions). Each party shall nominate one arbitrator. The two arbitrators will, within 30 days of their confirmation under the ICC Rules, select the third arbitrator who shall act as President. If the two arbitrators fail to select the third arbitrator within such time limit, the third arbitrator shall be appointed by the ICC Court of International Arbitration; and

(iii) the language of the arbitration shall be English.

(c) *Waiver of immunity*

The Obligor has, in the Declaration of Trust, acknowledged that it is a commercial entity and that it does not enjoy any sovereign immunity under the law pursuant to which it is established and agreed that, without prejudice to the foregoing, if and to the extent that the Obligor enjoys any form of sovereign immunity under the law of any jurisdiction and should any Relevant Proceedings be brought:

(i) it will not rely on any claim of immunity from such Relevant Proceedings, on behalf of itself or any of its assets (other than the Protected Assets); and

(ii) it waives any right of immunity which it or any of its assets (other than the Protected Assets) now has or may in the future have in any jurisdiction for the purposes of the Relevant Proceedings.

For the avoidance of doubt, any waiver of or limitation on the Obligor's right to rely on any form of immunity, which it might enjoy under any law is strictly limited to (A) the Relevant Proceedings to the exclusion of any other proceedings arising under or in connection with any other agreement, deed, instrument, treaty or law, and (B) to the collection of any amounts that are due and payable under the Declaration of Trust to the exclusion of any debts arising under or in connection with any other agreement, deed, instrument, treaty or law.

(d) *Waiver of interest*

(i) The parties to the Master Declaration of Trust have recognised and agreed that the payment of interest in whatever form (inclusive of late payments) is repugnant to and not in compliance with the rules and principles of *Shari'a* and accordingly, to the extent that any legal system would (but for the provisions of this Condition 21(d)(i)) impose (whether by contract, statute, regulation, or by any means whatsoever) any obligation to pay interest to a party, the parties to the Master Declaration of Trust have irrevocably and unconditionally expressly waived and rejected any entitlement to recover interest from each other.

(ii) For the avoidance of doubt, nothing in this Condition 21(d) shall be construed as a waiver of rights in respect of any Wakala Portfolio Revenues, Required Amounts, Periodic Distribution Amounts, Dissolution Amounts, Exercise Price, Certificateholder Put Right Exercise Price, Change of Control Put Right Exercise Price, Optional Dissolution Exercise Price, Hedging Amounts, Hedging Required Amounts, Hedging Shortfall Amounts or profit or principal of any kind howsoever described payable by the Trustee (in any capacity) or the Obligor (in any capacity) pursuant to the Transaction Documents and/or the Conditions or any other document or agreement, howsoever such amounts may be described or re-characterised by any court or arbitral tribunal.

USE OF PROCEEDS

The net proceeds from the issue of each Series of Certificates will be applied by the Trustee pursuant to the terms of the relevant Transaction Documents, in particular towards the purchase from the Obligor of all of its rights, title, interests, benefits and entitlements in, to and under the relevant Initial Assets pursuant to the Master Purchase Agreement and the relevant Supplemental Purchase Agreement.

The amounts subsequently received by, or on behalf of, the Obligor in consideration for the transactions entered into with the Trustee as set out above, shall be applied by the Obligor for a partial repayment of the capital contribution made to the Obligor for the assignment by ADNOC of the rights under the Assignment Agreement and the payment of certain costs and expenses relating to such offering of Certificates or for any other purpose specified in the applicable Pricing Supplement.

DESCRIPTION OF THE TRUSTEE

GENERAL

ADNOC Murban Sukuk Limited, a private company limited by shares, was incorporated on 7 January 2025 in the ADGM with company registration number 24659. The Trustee has been established for the sole purposes of issuing the Certificates and entering into the transactions contemplated by the Transaction Documents. The registered office of the Trustee is at the offices of Walkers Professional Services (Middle East) Limited, 24th Floor, Al Sila Tower, Abu Dhabi Global Market Square, Abu Dhabi, UAE, and its telephone number is +971 4 363 7999.

All of the shares issued by the Trustee, being 100 shares (the **Shares**), are fully paid and are held by Walkers Fiduciary Limited as share trustee (the **Share Trustee**) under the terms of the Share Declaration of Trust under which the Share Trustee holds the Shares in trust until the Termination Date (as defined in the Share Declaration of Trust) and may only dispose or otherwise deal with the Shares in accordance with the Share Declaration of Trust. Prior to the Termination Date, the trust is an accumulation trust, but the Share Trustee has the power to benefit Charity (as defined in the Share Declaration of Trust). It is not anticipated that any distribution will be made whilst any Certificates are outstanding. Following the Termination Date, the Share Trustee will wind up the trust and make a final distribution to charity. The Share Trustee has no beneficial interest in, and derives no benefit (other than its fee for acting as Share Trustee) from, its holding of the Shares.

BUSINESS OF THE TRUSTEE

The Trustee is a newly formed entity and, as at the date of this Base Offering Memorandum, has not commenced business and does not have any substantial assets or liabilities. The Trustee will not have any substantial liabilities other than in connection with Certificates issued under the Programme and performing its obligations under the Transaction Documents to which it is a party. The Certificates are the obligations of the Trustee alone and not the Share Trustee.

FINANCIAL STATEMENTS

Since the date of incorporation, no financial statements of the Trustee have been prepared. The Trustee is not required by ADGM law to publish audited financial statements.

DIRECTORS OF THE TRUSTEE

The Directors of the Trustee are as follows:

Name	Principal Occupation
Kathleen Kay Ramos	Assistant Vice President, Walkers Fiduciary Limited
Jordan Hebert	Vice President, Walkers Fiduciary Limited
Ahmed Khalfan Al Mansoori	Senior Vice President, Treasury and Risk Management Division of ADNOC
Christy Wong	General Counsel, Group Legal Affairs of ADNOC

The business address of Kathleen Kay Ramos is c/o Walkers Professional Services (Middle East) Limited, Level 14, Burj Daman, DIFC, PO Box 506513, Dubai, United Arab Emirates.

The business address of Jordan Hebert is c/o Walkers Professional Services (Middle East) Limited, Level 14, Burj Daman, DIFC, PO Box 506513, Dubai, United Arab Emirates.

The business address of Ahmed Khalfan Al Mansoori is 28th Floor, Al Sarab Tower, ADGM Square, Al Maryah Island, Abu Dhabi, United Arab Emirates.

The business address of Christy Wong is 28th Floor, Al Sarab Tower, ADGM Square, Al Maryah Island, Abu Dhabi, United Arab Emirates.

There are no potential conflicts of interest between the private interests or other duties of the directors listed above and their duties to the Trustee.

THE CORPORATE ADMINISTRATOR

Walkers Professional Services (Middle East) Limited acts as the corporate administrator of the Trustee (in such capacity, the **Corporate Administrator**). The office of the Corporate Administrator serves as the general business office of the Trustee. Through the office, and pursuant to the terms of the Corporate Services Agreement, the Corporate Administrator has agreed to perform in the ADGM various management functions on behalf of the Trustee and to provide certain clerical, administrative and other services until termination of the Corporate Services Agreement. In consideration of the foregoing, the Corporate Administrator will receive various fees payable by the Trustee at rates agreed upon from time to time, plus expenses.

The terms of the Corporate Services Agreement provides that either the Trustee or the Corporate Administrator may terminate such agreement upon the occurrence of certain stated events, including any breach by the other party of its obligations under such agreement. In addition, the Corporate Services Agreement and the Registered Office Agreement provide that either party shall be entitled to terminate such agreements by giving at least three months' notice in writing to the other party.

Certain directors of the Trustee are also employees or officers of the Corporate Administrator or an affiliate thereof.

The Trustee has no employees and is not expected to have any employees in the future.

CAPITALISATION

The table below sets forth the Company's cash and cash equivalents and capitalisation as at 31 December 2024. Prospective investors should read this table in conjunction with "*Selected Financial and Other Information*" and the Company's 2024 Financial Statements.

	As at 31 December 2024
	USD million
Cash and cash equivalents[(1)]	2,320.3
Interest-bearing bonds	3,946.4
Total equity	473,287.4
Total capitalisation[(1)(2)]	**477,233.8**

Note:

(1) Subsequent to 1 January 2025, the Company repaid an amount of USD 8,738.0 million as a repayment towards capital contribution to ADNOC and received cash in the amount of USD 6,629.9 million, including receipts on account of invoices issued to ADNOC Trading and ADNOC which were not due and accordingly outstanding for collection as of 31 December 2024.

(2) Total capitalisation represents total equity and interest-bearing bonds only.

SELECTED FINANCIAL AND OTHER INFORMATION

This Base Offering Memorandum includes the Company's Annual Financial Statements.

See the Company's Annual Financial Statements (and related notes), appearing elsewhere in this Base Offering Memorandum, as well as "*Operating and Financial Review*".

The financial information included in the tables below has been derived from the Company's Annual Financial Statements.

STATEMENT OF FINANCIAL POSITION DATA

	31 December 2024	31 December 2023	31 December 2022
	USD'000	USD'000	USD'000
ASSETS			
Non-current asset			
Financial asset at FVTPL	446,675,213	513,148,927	522,515,461
Current assets			
Financial asset at FVTPL	25,974,499	27,087,166	29,594,040
Due from related parties[(1)]	2,321,970	2,885,556	2,900,430
Cash and cash equivalents[(2)] ...	2,320,323	2,939,070	1,995,182
	30,616,792	**32,911,792**	**34,489,652**
Total assets	**477,292,005**	**546,060,719**	**557,005,113**
EQUITY			
Share capital	1,000	1,000	1,000
Capital contributions	542,503,182	577,190,241	606,905,245
Accumulated losses[(3)]	(69,216,775)	(31,200,403)	(49,902,387)
Total equity	**473,287,407**	**545,990,838**	**557,003,858**
Non-current liabilities			
Interest bearing bonds[(4)].....	3,946,370	–	–
Current liability			
Due to related parties[(5)].....	1,340	69,785	1,255
Accrued interest and other accruals[(6)].....	56,888	96	–
	58,228	**69,881**	**1,255**
Total liabilities	**4,004,598**	**69,881**	**1,255**
Total equity and liabilities ...	**477,292,005**	**546,060,719**	**557,005,113**

Notes:

(1) This comprises amounts due from ADNOC Trading and ADNOC, which pertain to the value of crude oil delivered pursuant to the Offtake Agreement. The amount due from ADNOC also includes a USD 1 million receivable in respect of initial share capital.

(2) This comprises cash at banks.

(3) The Company's accumulated losses as at 31 December 2024, 31 December 2023 and 31 December 2022 are as a result of the non-cash change in fair value of financial asset at FVTPL.

(4) On 11 September 2024, the Company issued USD 4 billion bonds in three tranches under its newly established Global Medium Term Note Program.

(5) This comprises amounts due to ADNOC and, as at 31 December 2023 only, ADNOC Trading. Amounts due to ADNOC include corporate services fees amounting to USD 200,000 for each of the years ended 31 December 2024, 31 December 2023 and 31 December 2022, as per the Corporate Services Agreement between ADNOC and the Company. The remaining amount due to ADNOC related mainly to fees paid to the auditor and consultancy fees paid by ADNOC on behalf of the Company. The amount due to ADNOC Trading as at 31 December 2023 represented excess cash received from ADNOC Trading which was paid back to ADNOC Trading in January 2024.

(6) This line item was referred to as 'Accruals' in the 2023 Financial Statements.

STATEMENT OF PROFIT OR LOSS AND OTHER COMPREHENSIVE INCOME DATA

	For the year ended 31 December 2024	For the year ended 31 December 2023	For the year ended 31 December 2022
	USD'000	USD'000	USD'000
Revenue	6,915,117	20,435,685	23,133,798
Cost of goods sold	(6,915,117)	(20,435,685)	(23,133,798)
Gross margin	–	–	–
Change in fair value of financial asset at FVTPL	(37,967,212)	18,694,132	(49,901,132)
Administrative expenses	(4,843)	(1,034)	(1,255)
Finance cost	(56,806)	–	–
Finance income	7,489	8,886	–
(Loss)/profit for the year	**(38,016,372)**	**18,701,984**	**(49,902,387)**
Other comprehensive income	–	–	–
Total comprehensive (loss)/income for the year	**(38,016,372)**	**18,701,984**	**(49,902,387)**

STATEMENT OF CASH FLOWS DATA

	For the year ended 31 December 2024	For the year ended 31 December 2023	For the year ended 31 December 2022
	USD'000	USD'000	USD'000
Cash flows from operating activities			
Cash receipts from ADNOC Trading on account of crude oil sales	8,073,780	20,750,023	21,168,439
Cash receipts from ADNOC on account of partial settlement of financial asset at FVTPL	22,113,975	9,901,061	11,571,631
Cash settlement towards ADNOC Trading on account of excess cash received	(68,670)	-	-
Payment to suppliers	(4,632)	(1,078)	-
Net cash generated from operating activities	**30,114,453**	**30,650,006**	**32,740,070**
Cash flows from investing activity			
Finance income received	7,489	8,886	-
Net cash generated from investing activity	**7,489**	**8,886**	**-**
Cash flows used in financing activities			
Proceeds from issue of interest-bearing bonds	3,946,370	-	-
Repayment of capital contribution to ADNOC	(34,687,059)	(29,715,004)	(30,744,888)
Net cash used in financing activities	**(30,740,689)**	**(29,715,004)**	**(30,744,888)**
Net (decrease)/increase in cash and cash equivalents	**(618,747)**	**943,888**	**1,995,182**
Cash and cash equivalents at the beginning of the year	2,939,070	1,995,182	-
Cash and cash equivalents at the end of the year	**2,320,323**	**2,939,070**	**1,995,182**

OTHER FINANCIAL DATA

The following tables set forth certain financial measures used by the Company as key indicators of the Company's operating performance for the years listed below. All the footnotes referenced in the following tables are explained below the last table:

As at and for the year ended 31 December 2024:

	1 January 2024 Receivable	Invoiced during the year	Receipts during the year	31 December 2024 Receivable
	(USD'000)	(USD'000)	(USD'000)	(USD'000)
ADNOC Trading	1,719,691	6,915,117	(8,073,780)	561,028
ADNOC	1,164,865**	22,709,052[(1)]	(22,113,975)	1,759,942**
Total	**2,884,556**	**29,624,169**	**(30,187,755)**	**2,320,970**

As at and for the year ended 31 December 2023:

	1 January 2023 Receivable	Invoiced during the year	Receipts during the year	31 December 2023 Receivable
	(USD'000)	(USD'000)	(USD'000)	(USD'000)
ADNOC Trading	1,965,359	20,435,685	(20,681,353)*	1,719,691
ADNOC	934,071**	10,131,855[(2)]	(9,901,061)	1,164,865**
Total	**2,899,430**	**30,567,540**	**(30,582,414)**	**2,884,556**

As at and for the year ended 31 December 2022:

	1 January 2022 Receivable	Invoiced during the year	Receipts during the year	31 December 2022 Receivable
	(USD'000)	(USD'000)	(USD'000)	(USD'000)
ADNOC Trading	-	23,133,798	(21,168,439)	1,965,359
ADNOC	-	12,505,702[(2)]	(11,571,631)	934,071**
Total.....	**-**	**35,639,500**	**(32,740,070)**	**2,899,430**

	As of and for the year ended 31 December 2024	As of and for the year ended 31 December 2023	As of and for the year ended 31 December 2022
	USD'000	USD'000	USD'000
Total crude oil value lifted			
ADNOC Trading	6,915,117	20,435,685	23,133,798
ADNOC.....	22,709,052	10,131,855	12,505,702
	29,624,169	**30,567,540**	**35,639,500**
Cash received from ADNOC Trading	8,073,780	20,750,023[(3)]	21,168,439
Cash received from ADNOC	22,113,975	9,901,061[(3)]	11,571,631
	30,187,755	**30,651,084**	**32,740,070**
Receivables			
ADNOC Trading on account of crude oil delivered.....	561,028	1,719,691	1,965,359
ADNOC on account of partial settlement of financial asset at FVTPL	1,759,942	1,164,865	934,071
	2,320,970	**2,884,556**	**2,899,430**
Repayment of capital contribution to ADNOC	(34,687,059)[(4)]	(29,715,004)[(5)]	(30,744,888)
Cash and cash equivalents	**2,320,323**[(6)]	**2,939,070**	**1,995,182**

Notes:

* This is excluding excess cash of USD 68,670 thousand received from ADNOC Trading, which is classified as due to related parties as of 31 December 2023.

** This receivable represents the value of crude oil invoiced by the Company to ADNOC pursuant to the Offtake Agreement (excluding a USD 1 million receivable in respect of initial share capital).

(1) Barrels amounting to USD 22,709 million were invoiced by the Company to ADNOC during the year ended 31 December 2024, for which no revenue was recognised. Please refer to notes 4 and 5 of the Company's 2024 Financial Statements.

(2) Barrels amounting to USD 10,132 million were invoiced by the Company to ADNOC during the year ended 31 December 2023, for which no revenue was recognised. Barrels amounting to USD 12,506 million were invoiced by the Company to ADNOC during the year ended 31 December 2022, for which no revenue was recognised. Please refer to notes 4 and 5 of the Company's 2023 Financial Statements.

(3) Cash received from ADNOC Trading and ADNOC includes an amount of USD 1,965 million and USD 934 million, respectively, collected on account of receivables as of 31 December 2022.

(4) During the year ended 31 December 2024, repayments amounting to USD 34,687 million of capital contribution were made based on cash receipts from ADNOC and ADNOC Trading during the year ended 31 December 2024, amounting to USD 30,188 million, receipt of finance income amounting to USD 7.5 million, net proceeds from issuance of interest-bearing bonds amounting to USD 3,946 million, opening cash balance of USD 2,939 million leaving a closing cash balance as of 31 December 2024 amounting to USD 2,320 million after payment of USD 69 million on account of extra cash that was received from ADNOC Trading during the year ended 31 December 2023 and USD 4.6 million to suppliers for their services. Please refer to note 9 of the Company's 2024 Financial Statements.

(5) During the year ended 31 December 2023, repayments amounting to USD 29,715 million of capital contribution were made based on cash receipts from ADNOC and ADNOC Trading during the current year amounting to USD 30,582 million (excluding excess cash collected from ADNOC Trading as referenced below), receipt of finance income amounting to USD 8.9 million, opening cash balance of USD 1,995 million and excess cash received from ADNOC Trading amounting to USD 69 million leaving a closing cash balance of USD 2,939 million after payment of USD 1 million to suppliers for their services. Please refer to note 9 of the Company's 2023 Financial Statements.

(6) Since 1 January 2025, the Company has received cash in the amount of USD 6,629.9 million, including receipts on account of invoices issued to ADNOC Trading and ADNOC which were not due and accordingly outstanding for collection as of 31 December 2024.

OPERATING AND FINANCIAL REVIEW

Prospective investors should read the below information in conjunction with the information presented in the Sections entitled "Risk Factors" and "Selected Financial and Other Information" and the Company's Annual Financial Statements and other financial data included elsewhere in this Base Offering Memorandum.

OVERVIEW

The Company was established on 19 August 2021 and is a wholly owned subsidiary of ADNOC, the state-owned oil company of the Emirate of Abu Dhabi in the UAE and one of the largest oil producers in the world. In connection with the Company's establishment, the Company entered into: (i) the Assignment Agreement with ADNOC; and (ii) the Offtake Agreement with ADNOC Trading and ADNOC. Pursuant to the Assignment Agreement, ADNOC assigned to the Company for thirty (30) years one (1) million barrels per day of Murban crude oil from ADNOC's rights to receive such crude oil produced by the Onshore Operating Companies from the Onshore Concessions located in Abu Dhabi. In addition, ADNOC may in the future (at ADNOC's absolute discretion) assign additional volumes of such crude oil to the Company. Pursuant to the Offtake Agreement with the Company, each of ADNOC and ADNOC Trading has committed for thirty (30) years to purchase all of the volumes of Murban crude oil delivered to the Company pursuant to the Assignment Agreement at the applicable published OSP.

PRINCIPAL FACTORS INFLUENCING THE COMPANY'S OPERATING RESULTS

This Base Offering Memorandum includes the Company's Annual Financial Statements.

The government of Abu Dhabi has issued a fiscal letter to the Company, effective from 1 January 2024, which imposes the taxes of the Emirate of Abu Dhabi on the Company. These taxes are recorded as part of administrative expenses in the Company's financial statements for the year ended 31 December 2024 and amounted to AED 91,812.5 for that year.

The financial information included in the tables below has been derived from the Company's Annual Financial Statements.

Relationship with ADNOC

The Company is wholly owned by ADNOC. ADNOC's offtake of crude oil under the Offtake Agreement does not meet the requirements under IFRS 15 *Revenue from Contracts with Customers*. As the Assignment Agreement and the Offtake Agreement were entered into at or near the same time between ADNOC and the Company, the economic substance of ADNOC's offtake of crude oil under the Offtake Agreement is considered ADNOC's settlement of its obligation under the Assignment Agreement in cash rather than by delivery of crude oil. Consequently, such volumes of crude oil are not included in the calculations of revenue or cost of goods sold on the Company's statement of profit or loss. Such volumes generate cash from operating activities (upon receipt of payment) and are reflected in the statement of financial position as part of the settlement of the financial asset at FVTPL. The Company's board of directors concluded that it acts as a principal in its sale of crude oil to ADNOC Trading under the Offtake Agreement. Volumes of crude oil that are sold to ADNOC Trading are therefore recognised as revenue and cost of goods sold on the Company's statement of profit or loss.

Accounting principles for the Assignment Agreement

The assignment of title to certain quantities of Murban crude oil under the Assignment Agreement by ADNOC to the Company is a freestanding financial instrument. It is classified as a financial asset at fair value through profit or loss (**FVTPL**) under IFRS 9 (Financial Instruments). The financial asset at FVTPL is measured initially and subsequently at fair value with gains or losses recognised in profit or loss under IFRS 9.

The fair value of the financial asset at FVTPL is calculated based on the minimum quantities established in the Assignment Agreement and the current forward price of Murban crude oil for the identified delivery dates discounted at an appropriate discount rate. Changes in forward prices of Murban crude oil upwards and downwards will also have an impact on the fair value of the financial asset at FVTPL. In addition, changes in the discount rate upwards or downwards will also have an impact on the fair value of the financial asset at FVTPL. Changes in fair value are recognised in the Company's income statement. Further, the financial asset at FVTPL is adjusted for settlement of the Volume Availability Commitment over time as per the Assignment Agreement.

Accounting principles for the Offtake Agreement

Under the Offtake Agreement, the Company acts as a principal with ADNOC Trading. As the Company is the principal in the sale of crude oil to ADNOC Trading, the Company recognises revenue in the gross amount of consideration being the actual quantity of crude oil delivered to ADNOC Trading multiplied by the applicable OSP. These deliveries are recognised in the income statement as sales and cost of goods sold, the balance sheet as receivables and the cash flow statement once received.

As the Assignment Agreement and Offtake Agreement were entered into at or near the same time, the delivery of crude oil to ADNOC (to the extent of the Volume Availability Commitment) under the Offtake Agreement does not constitute a separate sale transaction. As the Assignment Agreement and the Offtake Agreement were entered into at or near the same time between ADNOC and the Company, the economic substance of ADNOC's offtake of crude oil under the Offtake Agreement is considered ADNOC's settlement of its obligation under the Assignment Agreement in cash rather than by delivery of crude oil. As crude oil is delivered by the Company to ADNOC, the Company recognises it as a receivable with the amount equal to the fair value of crude oil delivered to ADNOC with a decrease in inventories in the same amount. Deliveries of crude oil are recognised through the balance sheet as receivables and the cash flow statement once received.

OSP

The main driver of revenue and changes in fair value of the financial asset carried at FVTPL for the Company is the OSP in any given period. This is because the Company invoices crude oil at the applicable OSP pursuant to the Offtake Agreement and also receives any cash settlement under the Assignment Agreement based on the applicable OSP. With the launch of IFAD, the OSP has become linked to the forward price for Murban crude oil under the ICE Murban Futures, thereby providing additional visibility on pricing to Murban crude oil buyers globally.

Financial asset at FVTPL

The right provided to the Company for assigned Murban crude oil as per the Assignment Agreement meets the definition of a financial asset at FVTPL as it entitles the Company to take delivery of crude oil, which may be paid for in any manner and at any point in time, at the Company's discretion, and it does not contain cash flows that are solely the payment of principal and profit. The fair value of the financial asset at FVTPL recognised as at 31 December 2024, 31 December 2023 and 31 December 2022 amounted to USD 472.6 billion, USD 540.2 billion and USD 552.1 billion, respectively. The Assignment Agreement is accounted for at FVTPL and valued based on the Volume Availability Commitment agreed to be delivered over the life of the Assignment Agreement. Financial assets at FVTPL are measured at fair value at the end of each reporting period, with any fair value gains or losses recognised in profit or loss. The fair value of the financial asset at FVTPL recognised as at 31 December 2024 amounted to USD 472.6 billion, with (i) USD 38.0 billion in fair value loss recognised in profit or loss and (ii) USD 29.6 billion of settlement of financial asset resulting from the delivery of crude oil to the Company, in each case for the year ended 31 December 2024. The fair value of the financial asset at FVTPL recognised as at 31 December 2023 amounted to USD 540.2 billion, with (i) USD 18.7 billion in fair value gain recognised in profit or loss and (ii) USD 30.6 billion of settlement of financial asset resulting from the delivery of crude oil to the Company, in each case for the year ended 31 December 2023.

EXPLANATION OF KEY STATEMENT OF PROFIT OR LOSS ITEMS

Revenue

Revenue is derived from the sale of crude oil to ADNOC Trading and is determined by sales volumes of crude oil delivered to ADNOC Trading and the applicable OSP during the period. Transfer of crude oil quantities to ADNOC are not recognised as revenue in the statement of profit or loss. See "*Principal factors influencing the Company's operating results—Relationship with ADNOC*."

Cost of goods sold

Cost of goods sold consists of the cost of crude oil received from ADNOC and sold to ADNOC Trading, which is determined by sales volumes of crude oil delivered to ADNOC Trading and the applicable OSP during the period. The cost of crude oil quantities transferred to ADNOC is not recognised as cost of goods sold in the statement of profit or loss. See "*Principal factors influencing the Company's operating results—Relationship with ADNOC*."

Changes in fair value of financial asset carried at FVTPL

Changes in fair value of financial asset carried at FVTPL are due to the change in fair value measurement of the financial asset. This is a non-cash item. See "*Principal factors influencing the Company's operating results—Financial Asset at FVTPL*".

Finance income

Finance income consists of interest income generated on the cash balance in the Company's bank account from time to time.

Finance cost

Finance cost represents interest accrued in respect of the interest-bearing bonds issued by the Company.

OTHER FINANCIAL DATA

The following tables set forth certain financial measures used by the Company as key indicators of the Company's operating performance for the years listed below:

As at and for the year ended 31 December 2024:

	1 January 2024 Receivable	Invoiced during the year	Receipts during the year	31 December 2024 Receivable
	(USD'000)	(USD'000)	(USD'000)	(USD'000)
ADNOC Trading	1,719,691	6,915,117	(8,073,780)	561,028
ADNOC	1,164,865**	22,709,052[(1)]	(22,113,975)	1,759,942**
Total.....	**2,884,556**	**29,624,169**	**(30,187,755)**	**2,320,970**

As at and for the year ended 31 December 2023:

	1 January 2023 Receivable	Invoiced during the year	Receipts during the year	31 December 2023 Receivable
	(USD'000)	(USD'000)	(USD'000)	(USD'000)
ADNOC Trading	1,965,359	20,435,685	(20,681,353)*	1,719,691
ADNOC	934,071**	10,131,855[(2)]	(9,901,061)	1,164,865**
Total.....	**2,899,430**	**30,567,540**	**(30,582,414)**	**2,884,556**

As at and for the year ended 31 December 2022:

	1 January 2022 Receivable	Invoiced during the year	Receipts during the year	31 December 2022 Receivable
	(USD'000)	(USD'000)	(USD'000)	(USD'000)
ADNOC Trading	-	23,133,798	(21,168,439)	1,965,359
ADNOC	-	12,505,702[(2)]	(11,571,631)	934,071**
Total.....	**-**	**35,639,500**	**(32,740,070)**	**2,899,430**

	As of and for the year ended 31 December 2024	As of and for the year ended 31 December 2023	As of and for the year ended 31 December 2022
	USD'000	USD'000	USD'000
Total crude oil value lifted			
ADNOC Trading	6,915,117	20,435,685	23,133,798
ADNOC.....	22,709,052	10,131,855	12,505,702
	29,624,169	**30,567,540**	**35,639,500**
Cash received from ADNOC Trading	8,073,780	20,750,023[(3)]	21,168,439
Cash received from ADNOC	22,113,975	9,901,061[(3)]	11,571,631
	30,187,755	**30,651,084**	**32,740,070**
Receivables			
ADNOC Trading on account of crude oil delivered.....	561,028	1,719,691	1,965,359
ADNOC on account of partial settlement of financial asset at FVTPL	1,759,942	1,164,865	934,071
	2,320,970	**2,884,556**	**2,899,430**
Repayment of capital contribution to ADNOC	(34,687,059)[(4)]	(29,715,004)[(5)]	(30,744,888)
Cash and cash equivalents	**2,320,323**[(6)]	2,939,070	1,995,182

_____

Notes:

* This is excluding excess cash of USD 68,670 thousand received from ADNOC Trading, which is classified as due to related parties as of 31 December 2023.

** This receivable represents the value of crude oil invoiced by the Company to ADNOC pursuant to the Offtake Agreement (excluding a USD 1 million receivable in respect of initial share capital).

(1) Barrels amounting to USD 22,709 million were invoiced by the Company to ADNOC during the year ended 31 December 2024, for which no revenue was recognised. Please refer to notes 4 and 5 of the Company's 2024 Financial Statements.

(2) Barrels amounting to USD 10,132 million were invoiced by the Company to ADNOC during the year ended 31 December 2023, for which no revenue was recognised. Barrels amounting to USD 12,506 million were invoiced by the Company to ADNOC during the year ended 31 December 2022, for which no revenue was recognised. Please refer to notes 4 and 5 of the Company's 2023 Financial Statements.

(3) Cash received from ADNOC Trading and ADNOC includes an amount of USD 1,965 million and USD 934 million, respectively, collected on account of receivables as of 31 December 2022.

(4) During the year ended 31 December 2024, repayments amounting to USD 34,687 million of capital contribution were made based on cash receipts from ADNOC and ADNOC Trading during the year ended 31 December 2024, amounting to USD 30,188 million, receipt of finance income amounting to USD 7.5 million, net proceeds from issuance of interest-bearing bonds amounting to USD 3,946 million, opening cash balance of USD 2,939 million leaving a closing cash balance as of 31 December 2024 amounting to USD 2,320 million after payment of USD 69 million on account of extra cash that was received from ADNOC Trading during the year ended 31 December 2023 and USD 4.6 million to suppliers for their services. Please refer to note 9 of the Company's 2024 Financial Statements.

(5) During the year ended 31 December 2023, repayments amounting to USD 29,715 million of capital contribution were made based on cash receipts from ADNOC and ADNOC Trading during the current year amounting to USD 30,582 million (excluding excess cash collected from ADNOC Trading as referenced below), receipt of finance income amounting to USD 8.9 million, opening cash balance of USD 1,995 million and excess cash received from

(6) ADNOC Trading amounting to USD 69 million leaving a closing cash balance of USD 2,939 million after payment of USD 1 million to suppliers for their services. Please refer to note 9 of the Company's 2023 Financial Statements. Since 1 January 2025, the Company has received cash in the amount of USD 6,629.9 million, including receipts on account of invoices issued to ADNOC Trading and ADNOC which were not due and accordingly outstanding for collection as of 31 December 2024.

COMPARISON OF THE YEARS ENDED 31 December 2024, 31 DECEMBER 2023 AND 31 DECEMBER 2022

Statement of Profit or Loss and Other Comprehensive Income for the years ended 31 December 2024, 31 December 2023 and 31 December 2022

	For the year ended 31 December 2024	For the year ended 31 December 2023	For the year ended 31 December 2022
	USD'000	USD'000	USD'000
Revenue	6,915,117	20,435,685	23,133,798
Cost of goods sold	(6,915,117)	(20,435,685)	(23,133,798)
Gross margin	–	–	–
Change in fair value of financial asset at FVTPL	(37,962,212)	18,694,132	(49,901,132)
Administrative expenses	(4,843)	(1,034)	(1,255)
Finance cost	(56,806)	–	–
Finance income	7,489	8,886	–
(Loss)/profit for the year[(1)]	**(38,016,372)**	**18,701,984**	**(49,902,387)**
Other comprehensive income	–	–	–
Total comprehensive (loss)/income for the year	**(38,016,372)**	**18,701,984**	**(49,902,387)**

Note:

(1) The Company's profit or loss for each of the years shown in the table is driven by the non-cash change in fair value of financial asset at FVTPL. See "*Operating and Financial Review—Principal factors influencing the Company's operating results*".

Revenue

Revenue for the year ended 31 December 2024 was $6,915.1 million, a decrease of $13,520.6 million, or 66.2%, compared to $20,435.7 million for the year ended 31 December 2023. The decrease in revenue was primarily attributable to a decrease in the sale of barrels of crude oil to ADNOC Trading, with a corresponding increase in the barrels of crude oil transferred to ADNOC. The Company invoiced ADNOC $22,709.1 million for the transfer of barrels of crude oil to ADNOC during the year ended 31 December 2024, compared to $10,131.9 million for the transfer of barrels of crude oil for the year ended 31 December 2023, but did not recognise any revenue from this transfer.

Revenue for the year ended 31 December 2023 was $20,435.7 million, a decrease of $2,698.1 million, or 11.7%, compared to $23,133.8 million for the year ended 31 December 2022. The decrease in revenue was primarily attributable to a decrease in the average price per barrel of crude oil in 2023, partially offset by a higher volume of crude oil sold to ADNOC Trading. The Company invoiced ADNOC $10,131.9 million for the transfer of barrels of crude oil to ADNOC during the year ended 31 December 2023, compared to $12,505.7 million for the transfer of barrels of crude oil for the year ended 31 December 2022, but did not recognise any revenue from this transfer.

Cost of goods sold

Cost of goods sold for the year ended 31 December 2024 was $6,915.1 million, a decrease of $13,520.6 million, or 66.2%, compared to $20,435.7 million for the year ended 31 December 2023. The decrease in cost of goods sold was primarily attributable to a decrease in the sale of barrels of crude oil to ADNOC Trading, with a

corresponding increase in the barrels of crude oil transferred to ADNOC on which the Company did not recognise any cost of goods sold during the year ended 31 December 2024.

Cost of goods sold for the year ended 31 December 2023 was $20,435.7 million, a decrease of $2,698.1 million, or 11.7%, compared to $23,133.8 million for the year ended 31 December 2022. The decrease in cost of goods sold was primarily attributable to a decrease in the average price per barrel of crude oil in 2023, partially offset by a higher volume of crude oil sold to ADNOC Trading.

Gross margin

As a result of the foregoing, no gross margin arose for the years ended 31 December 2024, 2023 and 2022.

Changes in fair value of financial asset at FVTPL

Due to an increase in the underlying discount rate which is used to drive the valuation of the financial asset and a decrease in the average price of crude oil between 31 December 2023 and 31 December 2024, the Company recorded a negative non-cash change in fair value of financial asset carried at FVTPL of $37,962.2 million for the year ended 31 December 2024.

Due to the increase in the average price of crude oil between 31 December 2022 and 31 December 2023 which is used to estimated future cash flow, the Company recorded positive non-cash changes in fair value of financial asset carried at FVTPL of $18,694.1 million for the year ended 31 December 2023.

Administrative expenses

Administrative expenses for the year ended 31 December 2024 were $4.8 million, an increase of $3.8 million, or 380.0%, compared to $1.0 million for the year ended 31 December 2023. The increase in administrative expenses was primarily attributable to an increase in expenses related to consultancy fees.

Administrative expenses for the year ended 31 December 2023 were $1.0 million, a decrease of $0.3 million, or 23.1%, compared to $1.3 million for the year ended 31 December 2022. The decrease in administrative expenses was primarily attributable to a decrease in expenses related to consultancy fees.

Finance cost and finance income

On 11 September 2024, the Company issued $4 billion interest-bearing bonds and it accrued $56.8 million finance cost in respect of those bonds for the period from their date of issue to 31 December 2024 compared to no finance cost for the year ended 31 December 2023.

The Company recorded finance income of $7.5 million for the year ended 31 December 2024 compared to finance income of $8.9 million for the year ended 31 December 2023. The $1.4 million, or 15.7%, decrease principally reflected lower average interest rates in the year ended 31 December 2024.

Finance income for the year ended 31 December 2023 was $8.9 million compared to no finance income for the year ended 31 December 2022. The finance income in the year ended 31 December 2023 was derived from the Company's cash and cash equivalents.

Profit / (loss) for the year

The Company recorded loss for the year ended 31 December 2024 of $38,016.4 million, compared to profit of $18,702.0 million for the year ended 31 December 2023. The loss or profit recorded for each year was primarily due to non-cash fair value changes to the fair value of the financial asset carried at FVTPL.

The Company earned profit for the year ended 31 December 2023 of $18,702.0 million, an increase of $68,604.4 million, compared to a loss of $49,902.4 million for the year ended 31 December 2022. The profit recorded for the year ended 31 December 2023 and the loss recorded for the year ended 31 December 2022 were both primarily due to non-cash fair value changes to the fair value of the financial asset carried at FVTPL.

Liquidity and capital resources

The Company's primary source of liquidity consists of payments by ADNOC or ADNOC Trading under the Offtake Agreement on account of the Volume Availability Commitment, in addition to payments under the Assignment Agreement (in the case of cash settlement payments by ADNOC). These payments are made monthly (in the case of the Offtake Agreement) or semi-annually (in the case of cash settlement payments by ADNOC under the Assignment Agreement). Moreover, additional crude oil volumes may be provided in the event that ADNOC exercises its discretion (which ADNOC has no legal obligation to do) to increase the number of assigned barrels of Murban crude oil in the future over and above the Volume Availability Commitment, which would result in additional liquidity for the Company.

The Company's primary liquidity requirements are (i) to pay its operating expenses (which consist mainly of administrative expenses to ADNOC under the Corporate Services Agreement), (ii) from September 2024, to service the Company's debt obligations and (iii) to make funds available for expected distributions of dividends or repayment of capital contributions to ADNOC. In determining the amount of distributions or repayment of capital contributions to ADNOC, the Company will maintain frequent cash forecasting to monitor the Company's liquidity and ensure it can meet its liabilities (including any securities issued under the Company's Global Medium Term Note Programme and any Certificates issued) as they fall due. In addition, the Company's Board of Directors has adopted a policy whereby the Board of Directors, when resolving to make any distribution or repayment of capital contributions to ADNOC, will make a good faith determination that, after giving effect to the proposed distribution or repayment, the Company will maintain sufficient liquidity to meet the Company's projected cash requirements (including cash required to make any payments on securities issued under the Company's Global Medium Term Note Programme and any Certificates issued) for the six-month period following any such resolution.

The Company's cash and cash equivalents as at 31 December 2024 were $2,320.3 million. Since 1 January 2025, the Company at its sole discretion approved and repaid an amount of $8,738.0 million as a repayment towards capital contribution to ADNOC and received cash in the amount of $6,629.9 million, including receipts on account of invoices issued to ADNOC Trading and ADNOC which were not due and accordingly outstanding for collection as of 31 December 2024.

COMPARISON OF CASH FLOW INFORMATION FOR THE YEARS ENDED 31 DECEMBER 2024, 31 DECEMBER 2023 AND 31 DECEMBER 2022

Cash Flow Information for the years ended 31 December 2024, 31 December 2023 and 31 December 2022

	For the year ended 31 December 2024	For the year ended 31 December 2023	For the year ended 31 December 2022
	USD'000	USD'000	USD'000
Cash flows from operating activities			
Cash receipts from ADNOC Trading on account of crude oil sales	8,073,780	20,750,023	21,168,439
Cash receipts from ADNOC on account of partial settlement of financial asset at FVTPL	22,113,975	9,901,061	11,571,631
Cash settlement towards ADNOC Trading on account of excess cash received	(68,670)	-	-
Payment to suppliers.....	(4,632)	(1,078)	-
Net cash from operating activities.....	**30,114,453**	**30,650,006**	**32,740,070**
Cash flows from investing activity			

Finance income received	7,489	8,886	-
Net cash from investing activity	**7,489**	**8,886**	-
Cash flows used in financing activities			
Proceeds from issue of interest-bearing bonds	3,946,370	-	-
Repayment of capital contribution to ADNOC	(34,687,059)	(29,715,004)	(30,744,888)
Net cash used in financing activities	**(30,740,689)**	**(29,715,004)**	**(30,744,888)**
Net (decrease)/increase in cash and cash equivalents	**(618,747)**	**943,888**	**1,995,182**
Cash and cash equivalents at the beginning of the year	2,939,070	1,995,182	-
Cash and cash equivalents at the end of the year	**2,320,323**	**2,939,070**	**1,995,182**

Net cash from operating activities

Net cash from operating activities for the year ended 31 December 2024 was $30,114.5 million, a decrease of $535.5 million, or 1.7%, compared to $30,650.0 million for the year ended 31 December 2023.

Net cash from operating activities for the year ended 31 December 2023 was $30,650.0 million, a decrease of $2,090.1 million, or 6.4%, compared to $32,740.1 million for the year ended 31 December 2022. The decrease in net cash from operating activities was primarily due to a decrease in the OSP for the year ended 31 December 2023 as compared to the year ended 31 December 2022.

CONTRACTUAL OBLIGATIONS AND COMMERCIAL COMMITMENTS

Save as disclosed in note 14 to the 2024 Financial Statements, there are no other contracts that are entered into outside of the ordinary course of the Company's business which could result in any member of the ADNOC Group being under an obligation or entitlement that is material to the Company's ability to meet its obligations to Certificateholders.

CRITICAL ACCOUNTING JUDGMENTS AND KEY SOURCES OF ESTIMATION UNCERTAINTY

See note 4 to the each of the Company's Annual Financial Statements.

REGULATION

OVERVIEW

Article 23 of the constitution of the UAE provides that the natural resources and wealth in each Emirate are the public property of that Emirate and that the community must preserve and use those resources and that wealth in the interests of the national economy. Accordingly, subject to the constitution of the UAE, the laws of Abu Dhabi are the principal source of regulation applicable to the oil and gas industry in Abu Dhabi.

This means that each Emirate within the UAE has constitutionally entrenched rights to its own natural resources (including oil and natural gas) which are deemed to be the public property of that Emirate. As a result, each Emirate pursues its own policies regarding the development of oil and natural gas, with the ruler in each Emirate retaining ultimate control over the development of oil and natural gas reserves in that Emirate. In addition, each Emirate participates directly in the development of oil and natural gas. In most circumstances, concessions are granted by each Emirate to the relevant state-owned petroleum company, or to a concession project company in which the Emirate or the state-owned petroleum company will hold a majority interest.

Furthermore, each Emirate also governs the sector through its own regulatory bodies. For example, infrastructural development for production, storage, transmission, distribution or export including transportation of oil and natural gas is under each Emirate's control.

ABU DHABI

Since 1976, ADNOC has managed upstream, midstream and downstream oil and gas operations on behalf of the Government of Abu Dhabi. Given that the majority of the oil and natural gas reserves in the UAE are located in Abu Dhabi, most oil and natural gas development and production activities in the UAE are carried out by ADNOC.

REGULATION

The SCFEA, which was established in 2020, regulates Abu Dhabi's oil and natural gas policy. The applicable laws and decrees governing the industry are as follows:

- Abu Dhabi Income Tax Decree No. 1 of 1965, as amended, which sets out the underlying framework for income tax in respect of taxable persons in Abu Dhabi;

- Abu Dhabi Law No. 12 of 1973, as amended, in relation to petroleum ports which regulates the use and operation of petroleum ports in Abu Dhabi under the auspices of the Abu Dhabi Petroleum Ports Authority;

- Abu Dhabi Law No. 8 of 1978 in relation to the conservation of petroleum resources which regulates all petroleum operations in Abu Dhabi including exploration, drilling, treatment, production, storage and transportation;

- Abu Dhabi Law No. 24 of 2020 in relation to the SCFEA which transferred all functions and powers of the Supreme Petroleum Council to the newly formed SCFEA and sets out its responsibilities in respect of the strategies and policies regulating financial, investment and economic, oil and natural resources affairs in Abu Dhabi; and

- Abu Dhabi Law No. 17 of 2021 in relation to the reorganisation of ADNOC which repeals and replaces ADNOC’s original establishment Law No. 7 of 1971.

Abu Dhabi Law No. 8 of 1978 regarding the Conservation of Petroleum Resources

The principal legislation governing the oil and natural gas operations in Abu Dhabi is Abu Dhabi Law No. 8 of 1978 regarding the Conservation of Petroleum Resources which covers all stages of upstream petroleum operations. Although drafted in general terms, it imposes high standards on the industry, in particular, requiring the use of 'the most efficient scientific techniques' and the use of machinery and materials that conform to international standards of, amongst others, safety and efficiency. Construction of facilities under this law requires prior consent of the SCFEA, including the submission of detailed studies and technical and economic evaluations. All exploration activity requires prior consent and any data obtained must be submitted to the SCREA, together with interim and final interpretations of the data. The law also contains detailed provisions regulating the drilling, completing, reworking and abandonment of wells including the process for obtaining consent, minimum standards to be met and reporting obligations.

The Supreme Petroleum Council and the SCFEA

ADNOC is wholly owned by the Government of Abu Dhabi. The ADNOC Board of Directors comprises 11 Board members, including His Excellency Dr. Sultan Ahmed Al Jaber, ADNOC Managing Director and Chief Executive Officer. The Chairman of the Board is His Highness Sheikh Mohamed Bin Zayed Al Nahyan. The Board was established by the late H.H Sheikh Khalifa bin Zayed Al Nahyan, UAE President and Ruler of Abu Dhabi, in his capacity as Chairman of the SCFEA. The SCFEA was established by Abu Dhabi Law No. 24 of 2020 as the supreme authority for the financial, investment and economic affairs of the Emirate of Abu Dhabi. The SCFEA is responsible for, amongst other matters, organising, setting and approving public policies for Abu Dhabi in relation to all financial, investment, economic, petroleum and natural resources affairs. Its mandate includes supervising the performance of the relevant entities (including ADNOC) to ensure compatibility with the general policies approved by the SCFEA and the Emirate of Abu Dhabi's leadership, while allowing those relevant entities (including ADNOC) the corporate autonomy to develop and execute their own strategies.

ADNOC's establishment

ADNOC was incorporated by a decree of the Ruler of Abu Dhabi under Abu Dhabi Law No. 7 of 1971 and reorganised under Abu Dhabi Law No. 17 of 2021. ADNOC's principal mandate and objective is to operate at all levels of petroleum production both inside and outside of Abu Dhabi. ADNOC is authorised to explore, evaluate, extract, develop, produce, refine, commercialise, sell, purchase, distribute, market, trade, transport and store hydrocarbons (including its derivatives). ADNOC may also carry out any activities or projects related to maritime shipping, or to energy resources of any form (whether renewable or otherwise). ADNOC may also incorporate or hold shares in companies either on its own or as a joint venture with other parties, enter into agreements with companies or institutions for the performance of services relating to ADNOC's objectives, or undertake any other lawful means that are necessary for ADNOC's performance of its objectives.

Environmental regulation

Environmental protection in the UAE is principally subject to the Environmental Protection Law. The Ministry of Climate Change and Environment is responsible for developing, issuing and revising environmental protection standards in coordination with other relevant bodies and for establishing plans for dealing with environmental emergencies. The Environmental Protection Law imposes a wide range of obligations and measures including the following:

- operators licensed to explore, extract or exploit onshore or offshore oil and gas fields are prevented from disposing of any contaminating materials derived from their activities into their surrounding water or land environments unless secure measures are used that do not carry any adverse environmental impact or the contaminating materials are treated in accordance with appropriate technical means in line with international protocols and conventions;

- the Ministry of Climate Change and Environment will co-operate with other regulators and licensed operators on preparing and implementing environmental guidelines relating to the process of producing, transporting and exploiting oil and gas. Each of the Ministry of Climate Change and Environment, the relevant regulators and licensed operators must continuously monitor the environmental impact of exploring, extracting and exploiting oil and gas wells;

- the environmental obligations and liabilities that arise from oil spills at sea;

- prohibition on establishments that are commercial, industrial, agricultural, tourism or service-based from disposing any untreated material, wastes or liquids that emanate from land into environmental waters;

- complying with air, water and soil standards prescribed by the Ministry of Climate Change and Environment from time to time (including, particularly, in the context of flaring or venting of oil and gas); and

- civil and criminal liabilities arising from actions or omissions that cause environmental damage and damage to third parties in violation of the Environmental Protection Law.

The Environmental Protection Law dis-applies some of its licensing provisions in the case of entities that have sufficiently robust systems and programmes to protect the environment and to achieve the goals of the law, particularly with respect to environmental impact assessments, licensing requirements for the handling of hazardous materials or the ability of the Ministry of Climate Change and Environment to remove samples from wastes. Accordingly, all ADNOC Group companies (and any operating entities in Abu Dhabi that are subject to the jurisdiction or oversight of ADNOC and the SCFEA) are relieved from applying to the Ministry of Climate Change and Environment with respect to certain environmental licensing requirements.

Health, safety and environment

Federal Law No (8) of 1980 for the Protection of Labour is the primary health and safety law, governing health and safety issues at the federal level. The ADNOC HSEMS Standards is equivalent to and consistent with the federal law and must be complied with by all ADNOC Group companies and other companies falling under the jurisdiction of ADNOC and the SCFEA. The ADNOC HSEMS Standards is supplemented by the HSE technical guidance. The HSE technical guidance is not mandatory; however, each relevant company will need to demonstrate that any departure from the HSE technical guidance is at least as effective as the approach recommended by the HSE technical guidance. Additionally, decommissioning obligations are typically addressed by the relevant concession agreement or by the SCFEA.

Value added tax

The Government of Abu Dhabi has implemented new administrative fees and benefits from the federal VAT regime that has been introduced as part of a GCC-wide initiative since 2018.

UAE corporate tax law

The government of Abu Dhabi has issued a fiscal letter to the Company, effective from 1 January 2024, which imposes the taxes of the Emirate of Abu Dhabi on the Company. Accordingly, the Company currently considers itself to be exempt from Federal Decree-Law No. 47 of 2022 on the Taxation of Corporations and Businesses. For further detail, see "*Risk Factors—Factors that may affect the Company's ability to fulfil its obligations under the Transaction Documents—Risk factors relating to the Company, the Onshore Operating Companies and the Onshore Concessions—The Company may in the future be subject to UAE federal corporate income tax*".

DESCRIPTION OF THE COMPANY

GENERAL

The Company was incorporated as a restricted scope company on 19 August 2021 pursuant to the Abu Dhabi Global Market Companies (Amendment No.1) Regulations 2020, holding registration number 000006216. The Company's registered office is 28th Floor, Al Sarab Tower, ADGM Square, Al Maryah Island, Abu Dhabi, UAE. The Company is wholly owned by ADNOC and was incorporated with a share capital of USD one million ($1,000,000) divided into one (1) million shares with a par value of USD one ($1) each. All of the Company's issued shares have been duly and validly authorised and issued.

BUSINESS

The business of the Company has historically been limited, and is expected to remain largely limited, to receiving its assigned interest in crude oil from ADNOC and the sale of such crude oil. See "*Material Agreements*". In addition, the Company (due to its credit rating) may from time to time enter into arrangements to provide financial guarantees on behalf of ADNOC group companies. The Company does not expect to be required to make any actual cash payments on account of any such guarantee. Please refer to note 14 of the Company's 2024 Financial Statements.

DIRECTORS OF THE COMPANY

The Company's management is conducted by a board of directors which consists of the following directors, as of the date of this Base Offering Memorandum:

- Ahmed Khalfan Al Mansoori (chairman and director of the Company);
- Khalfan Al Dahmani (director of the Company);
- Huda Abdulla Al Hanaee (director of the Company); and
- Ahmed Al Shamsi (director of the Company).

See "*Management*" for biographies of the directors of the Company.

FINANCIAL STATEMENTS

The Company is not required by the laws of ADGM or of the UAE to publish interim or annual financial statements. The Board of Directors of the Company, under its memorandum of association, is required to prepare a balance sheet, profit and loss account and annual report of financial position and submit the same to its shareholder, within three (3) months of its financial year end. Other than the Board of Directors, the Company does not have any other active senior management.

DESCRIPTION OF THE ONSHORE CONCESSIONS AND ONSHORE OPERATING COMPANIES

The Murban crude oil assigned to the Company by ADNOC pursuant to the Assignment Agreement is produced by ADNOC through its rights under the Onshore Concessions. In addition, ADNOC has buy-in rights to the Exploration Blocks, which subject to achieving commercial discoveries of crude oil therein, are anticipated to produce crude oil of a quality and specification similar to Murban crude oil, and if so produced may (at ADNOC's discretion) be assigned by ADNOC to the Company under the Assignment Agreement. The Onshore Concessions have an estimated 22.6 billion barrels of Murban crude oil reserves. ADNOC retained independent petroleum consultants, Ryder Scott and Degolyer and MacNaughton, to independently evaluate the reservoirs comprising the Onshore Concessions. The Ryder Scott and Degolyer and MacNaughton full competent person's reports, which describe their respective procedures, conclusions and assumptions, appear as Appendices C and D to this

Base Offering Memorandum. The respective technical personnel responsible for preparing the certification of the reserve estimates at Ryder Scott and Degolyer and MacNaughton meet the requirements regarding qualifications, independence, objectivity and confidentiality set forth by the Society of Petroleum Engineers. Both Ryder Scott and Degolyer and MacNaughton are independent consultancy firms and do not own an interest in ADNOC's or the Company's properties and neither is employed on a contingent fee basis.

The Onshore Concessions' reserve estimates conform to the SPE-PRMS definitions and guidelines. To estimate or update the Onshore Concessions' reserve estimates, ADNOC's upstream segment employees who are responsible for reserves calculations perform technical analyses that are reviewed internally by progressively higher levels of management until finalised at year-end. ADNOC routinely updates its estimates as it acquires and interprets new data. For reservoirs that have been producing and have established certain performance trends, ADNOC is typically able to reliably forecast the reservoir's future production. For reservoirs that have little to no production history and new discoveries, ADNOC undertakes further analysis in addition to multidisciplinary evaluation to formulate production forecasts.

ADCO Concession and ADNOC Onshore

By way of the ADCO Concession Agreement entered into by, amongst others, the Supreme Petroleum Council of the Emirate of Abu Dhabi (now the SCFEA) and ADNOC on 29 January 2015, ADNOC was granted the right to conduct petroleum operations in the ADCO concession area. ADNOC holds sixty per cent. (60%) of the production rights under the ADCO Concession Agreement, and the remaining forty per cent. (40%) is held as follows: ten per cent. (10%) by TotalEnergies; five per cent. (5%) by JODCO; three per cent. (3%) by GS Energy; ten per cent. (10%) by BP; eight per cent. (8%) by CNPC; and four per cent. (4%) by ZhenHua.

ADNOC and these International Companies have appointed ADNOC Onshore as the operator of the ADCO concession area. ADNOC Onshore acts on behalf of ADNOC and these International Companies to explore, develop and produce hydrocarbons within the ADCO concession area. ADNOC Onshore operates onshore and in shallow coastal water in Abu Dhabi. ADNOC Onshore is one of the largest producers of hydrocarbons in Abu Dhabi.

The first commercial oil discovery in Abu Dhabi was made at Bab in 1960 by the Petroleum Development (Trucial Coast Ltd.) pursuant to a concession agreement for exploratory drilling. The first oil exports were made from the Jebel Dhanna terminal in December 1963. In 1962, Petroleum Development (Trucial Coast) Ltd. was renamed the Abu Dhabi Petroleum Company. In January 1973, the Government of Abu Dhabi, through ADNOC, acquired a twenty-five per cent. (25%) interest in Abu Dhabi Petroleum Company, which was increased to sixty per cent. (60%) in January 1974. ADCO was incorporated in 1978. From February 1979 to 2013, ADCO was responsible for operations in its concession area which, after relinquishments, covered more than twenty-one thousand (21,000) square km in 2013. ADCO's 40-year concession expired in 2013 and, in 2014, ADCO (now known as ADNOC Onshore) was established pursuant to Law No. (13) of 2014, later to be appointed by ADNOC and the International Companies as the operator of the 40-year concession agreement signed in 2015 (as described above). The ADCO Concession Agreement is due to expire on 31 December 2054.

ADNOC Onshore consists of the following main fields in Abu Dhabi: Bu Hasa, Asab, Sahil, Shah, Bab, Al Dabb'iya, Rumaitha, Shanayel, Huwaila, Qusahwira and Bida Al Qemzan, Arjan, Uwaisa and Jumaylah. These fields are linked to the storage and shipping facilities of two (2) main terminals, at Jebel Dhanna and a deep-water port in Fujairah, where tankers load crude oil for export.

ADNOC Onshore key assets

The Thamama group is the most prolific reservoir sequence within the ADCO Concession area and is the main oil producing reservoir at the giant Bu Hasa, Bab and Asab fields, as well as many of the smaller discoveries. The Thamama is of Early Cretaceous age and is sub-divided into four (4) units (Habshan, Lekhwair, Kharaib and Shuaiba). These comprise limestone, dolomite and mudstone facies. The quality of the reservoir varies, with porosities in the range of fifteen per cent. (15%) to thirty per cent. (30%), and permeability from 5 mD to 400

mD. The Thamama reservoir at Bab has a large gas cap, as well as an entirely gas and condensate bearing zone (Thamama F). The Shah field has a more complex reservoir geology and produces primarily from the Late Cretaceous (Maastrichtian) Simsima limestone.

Certain of ADNOC Onshore's key developments and assets, including the South East asset, the Bab asset, the Bu Hasa asset and the North East Bab asset, are briefly described below.

South East asset

The South East asset delivers hydrocarbons, contributes to ADNOC Onshore's total production and includes five (5) fields: Asab Field; Sahil Field; Shah Field; Qusahwira; and Mender (under development). Asab Field is one of the major oil producing fields of ADNOC Onshore, with a significant share of total ADNOC Onshore production. It functions as a main oil collection and export hub for all South East fields.

Bab asset

The Bab Field is the largest onshore field in Abu Dhabi and produces significant volumes of Murban crude oil, as well as associated and non-associated gas.

Bu Hasa asset

The asset covers an area of six hundred (600) square km and includes three (3) fields: Bu Hasa; Huwaila; and Bida Al Qemzan. Bu Hasa Field is the largest contributor to ADNOC Onshore's production. Huwaila and Bida Al Qemzan each contribute the balance of the asset's daily oil production. On 19 May 2022, ADNOC announced a discovery of 500 million barrels of oil at Bu Hasa.

North East Bab asset

The asset includes three (3) producing fields covering an area of more than one thousand four hundred (1,400) square km: Al Dabb'iya; Rumaitha; and Shanayel. The Al Dabb'iya field lies on a coastal shallow and deep marine area while the Rumaitha and Shanayel fields lie onshore.

ADNOC Onshore shareholders

Below is a brief description of each of ADNOC Onshore's shareholders (other than ADNOC):

TotalEnergies (10%) is the fourth largest oil and gas company and solar energy operator in the world, with activities in more than one hundred and thirty (130) countries. TotalEnergies's partnership with the Government of Abu Dhabi began in 1935. TotalEnergies is involved in the exploration and production of various forms of energy, including oil, natural gas, liquefied natural gas, co-generation and solar power. TotalEnergies has worked with oil, gas and energy operating companies in Abu Dhabi, including ADNOC Onshore, ADNOC Offshore, ADNOC LNG, ADNOC Gas Processing, ADNOC Fertilisers, Taweelah A1, Shams 1 and Dolphin Energy Limited. In 2015, TotalEnergies signed a new 40-year onshore concession agreement with the Supreme Petroleum Council (now the SCFEA) and ADNOC, granting TotalEnergies a ten per cent. (10%) participating interest in the ADNOC Onshore concession.

JODCO (5%) has operated in Abu Dhabi for more than forty (40) years. It participates in the development and production of the offshore fields operated by ADMA-OPCO and ZADCO, including: the Upper Zakum field; the Umm Al Dalkh field; and the Satah field.

GS Energy (3%), a wholly owned subsidiary of GS Energy Corporation, is one of the largest integrated energy-specialised holding companies in Korea. It is organised into four (4) interrelated segments: exploration and production; refining and petrochemicals; gas and power; and green growth. GS Energy has an interest in a concession operated by Al Dhafra Petroleum.

BP (10%) is one of the largest integrated oil and gas companies in the world. It operates onshore and offshore in more than seventy (70) countries. BP manufactures and markets fuels and raw materials used in everyday products. BP's involvement with the Government of Abu Dhabi began in 1935. BP owns ten per cent. (10%) of the shares in ADNOC LNG.

CNPC (8%) is China's largest oil and gas producer and supplier. Its businesses include: exploration and production; natural gas and pipelines; refining and marketing; oilfield services; engineering construction; petroleum equipment manufacturing; and new energy development. CNPC has an interest in a concession operated by Al Yasat OPCO.

ZhenHua (4%) is a Chinese state-owned oil company specialising in: oil and gas exploration and production; oil industry investment; international oil trading; and refining, storage and transportation of crude oil and oil products.

ADNOC Onshore shareholder cash call mechanism

Under an operating agreement between ADNOC Onshore and its shareholders, its shareholders are under an obligation to fund ADNOC Onshore for cash calls (proportionately to their ownership interest in ADNOC Onshore) in respect of ADNOC Onshore's payment obligations to applicable third parties. ADNOC Onshore can demand funds on a monthly basis in order to meet the requirements of the petroleum operations and in accordance with budgeting requirements. In addition to ADNOC Onshore's rights under the operating agreement to demand funding from its shareholders, the Government of Abu Dhabi has various rights under the ADCO Concession Agreement in the event the shareholders who are International Companies fail to fund ADNOC Onshore in accordance with the operating agreement, including to sell the crude oil of the relevant defaulting International Company. There are no default provisions in respect of ADNOC under the concession documents; therefore, ADNOC cannot be terminated by virtue of being in default, nor can its crude oil be sold by the Government of Abu Dhabi in such circumstances. The Company is not required to pay any cash calls to ADNOC Onshore, ADNOC or any other person in connection with ADNOC Onshore's petroleum operations.

Al Dhafra concession and Al Dhafra OPCO

By way of the Joint Venture and Field Entry Agreement entered into between ADNOC and KADOC dated 5 March 2012, pursuant to which ADNOC assigned and transferred to KADOC a forty per cent. (40%) interest in the right to develop certain areas in Abu Dhabi, ADNOC and KADOC appointed Al Dhafra OPCO as the operator of the concession area on their behalf. ADNOC and KADOC are currently conducting exploration operations to increase crude oil production from the Haliba field and certain prospective fields of North Haliba and East Haliba. First oil was achieved from the area in June 2019. On 19 May 2022, ADNOC announced that 50 million barrels of "light and sweet Murban-quality crude" were discovered in the Al Dhafra concession.

Al Yasat concession and Al Yahsat OPCO

Pursuant to a resolution of the Executive Council of the Emirate of Abu Dhabi addressed to ADNOC dated 7 April 1980, ADNOC was granted a one hundred per cent. (100%) interest in the right to explore and invest in hydrocarbons in certain areas described therein. By way of a Joint Venture and Field Entry Agreement entered into between ADNOC and CNPC on 19 May 2013, ADNOC granted to CNPC the right to participate in the exploration, development and production from certain areas onshore and offshore in Abu Dhabi. The offshore areas are not expected to produce Murban crude oil. First oil was achieved from the onshore area in March 2018 from the Bu Haseer field.

Key infrastructure

Crude oil from the main central processing facilities is transported by pipeline to the export terminal at Jebel Dhanna, approximately two hundred (200) km southwest of Abu Dhabi city. The tank farm at Jebel Dhanna is linked via three (3) 48-inch pipelines to three (3) single point moorings (**SPM**s). A 48-inch, 404-kilometre pipeline was commissioned in July 2012, from the Habshan pumping station (including tie-in to the ADNOC

Onshore network) to the export terminal at Fujairah on the UAE's eastern coastline. It has a capacity of around 1.5 million b/d. The export facilities at Fujairah comprise a tank farm linked to three (3) SPMs. In addition to the exported volumes, some of the crude oil is delivered to domestic refineries at Al Dhannah City and Umm Al Nar. ADNOC is upgrading its refineries to handle more sour crude from the offshore fields, which would enable greater volumes of the more valuable Murban grade crude oil to be exported.

On 25 September 2023, ADNOC and Abu Dhabi National Energy Company PJSC (**TAQA**) successfully completed the financial closing of a $2.2 billion strategic project to provide a sustainable water supply for ADNOC's onshore operations at the Bab and Bu Hasa fields in Abu Dhabi, furthering ADNOC's efforts to decarbonise, transform and future proof its business. A consortium comprised of Orascom Construction and Metito (the **Consortium**) has been contracted to construct a centralised world-class seawater treatment facility and transportation and distribution network. ADNOC and TAQA own a joint fifty-one (51%) per cent. majority stake (twenty-five point five (25.5%) per cent. each) with the Consortium owning the remaining forty-nine (49%) per cent. stake in the project company, that is expected to develop the project under a build, own, operate and transfer (BOOT) model, with the full project expected to be transferred to ADNOC after thirty (30) years of operation. The project aims to deliver more than 110 million imperial gallons per day (**MIGD**) of nano filtered seawater through 75 kilometres of transportation and over 230 kilometres of distribution pipelines and two pumping stations, supplying sustainable water for ADNOC's onshore operations.

Concession-level governance

In all of the Onshore Concessions, ADNOC has a veto right, and therefore no decisions can be made in respect of any board matters without the approval of ADNOC either directly or by way of delegation to the Onshore Operating Companies.

2018 AND 2019 EXPLORATION BLOCKS

In 2018, Abu Dhabi and ADNOC launched the inaugural exploration block bid licensing round for blocks that comprise an area of approximately thirty-four thousand (34,000) square km. The blocks offered in both the 2018 and 2019 bid rounds cover approximately two-thirds (⅔) of Abu Dhabi's territory and the blocks onshore Abu Dhabi may, if exploration activities are successful, produce Murban crude oil. On 14 December 2021, ADNOC announced the discovery of significant conventional oil, condensate and gas reserves of up to one (1) billion barrels of oil equivalent from an exploration well in the Onshore Block 4 concession area. See further "*Description of ADNOC—Exploration and Production*".

SALES AND MARKETING

Murban crude oil is one of ADNOC's flagship crude oil grades that is internationally recognised for its consistent quality and high, stable production volumes, as well as its large number of global buyers. ADNOC's share of Murban crude oil is either exported to international customers, supplied to Abu Dhabi Oil Refining Company (Takeer) (trading as ADNOC Refining) or stored by ADNOC or its wholly owned affiliates for strategic purposes. Exports of Murban crude oil have been through a mix of spot and term contracts with customers and, since 2021, through IFAD.

Since 2020, a share of ADNOC's Murban crude oil exports have been marketed and sold through ADNOC Trading, ADNOC's 100%-owned trading company. ADNOC Trading is based in ADGM and enters into transactions for the supply and delivery of crude oil (and other oil products) to/from ADNOC's domestic and international customers as well as its own trading counterparties. ADNOC Trading has access to global energy markets through Organised Oil Exchanges and other Over the Counter instruments. ADNOC Trading also trades IFAD Murban Futures contracts.

On average for the period 2017 – 2022, more than ninety per cent. (90%) of ADNOC's Murban crude oil exports were sold to customers in Asia, with large export volumes to India, Japan, Korea and Thailand. No single ADNOC

Group customer other than ADNOC Refining accounted for more than four per cent. (4%) of average delivery volumes of ADNOC's share of Murban crude oil during this period.

The International Companies' share of Murban crude oil barrels produced by the Onshore Operating Companies is delivered to the International Companies (or their nominees) and is not marketed or sold through ADNOC Trading.

DESCRIPTION OF ADNOC

ADNOC

ADNOC was established in 1971 by the Ruler of Abu Dhabi, the late H.H. Sheikh Zayed bin Sultan Al Nahyan, to operate in all areas of Abu Dhabi's oil and gas industry. It is the state-owned oil company of Abu Dhabi and one of the largest oil producers in the world. Since its incorporation, ADNOC has played an integral role in Abu Dhabi's economic development. ADNOC manages, produces and preserves Abu Dhabi's hydrocarbon reserves on behalf of the Government of Abu Dhabi.

The UAE had the world's fifth largest proven crude oil reserves and seventh largest proven natural gas reserves in 2023, in each case according to the 2024 OPEC Annual Statistical Bulletin. ADNOC manages approximately ninety-six per cent. (96%) of the UAE's total oil and gas reserves. ADNOC's oil production capacity is more than 4 mmbpd and it processes more than 10 bscfd of gas. Abu Dhabi's GDP is generated principally by the hydrocarbon sector (mining and quarrying), which contributed thirty eight point one per cent. (38.1%) of Abu Dhabi's nominal GDP in 2019, thirty one point five per cent. (31.5%) in 2020, forty point nine per cent. (40.9%) in 2021, forty-eight per cent. (48.0%) in 2022, forty point three per cent. (40.3%) in 2023 and, based on preliminary estimates, thirty-eight point five per cent. (38.5%) in 2024. ADNOC also wholly owns or has shareholdings in a number of operating companies and subsidiaries that specialise in upstream and downstream oil and gas operations, as well as distribution, shipping and all other aspects of the hydrocarbon industry.

EXPLORATION AND PRODUCTION

ADNOC manages and oversees its operating subsidiaries responsible for all aspects of onshore and offshore oil and natural gas exploration, evaluation, development and production.

Exploration

ADNOC seeks to build and maintain a robust, sustainable portfolio of exploration opportunities representing a comprehensive assessment of the full conventional resource potential of Abu Dhabi in line with its 2030 strategy.

In 2018, ADNOC launched an exploration strategy of competitive exploration block bid rounds for the first time in its history. The new strategy represents a major advance to de-risk exploration activities and enable Abu Dhabi to unlock new opportunities and maximise value from its hydrocarbon resources. It is also consistent with ADNOC's approach to expand its strategic partnerships across all areas of its business.

Abu Dhabi's first competitive block bid round in 2018 resulted in the award of five geographical areas named Offshore Blocks 1 and 2 and Onshore Blocks 1, 3 and 4. In 2019, ADNOC launched a second block bid round covering five additional blocks: Onshore Blocks 2 and 5 and Offshore Blocks 3, 4 and 5. Two blocks were awarded in 2020 and early 2021 and one more was awarded in September 2021. Onshore Block 2 was withdrawn due to encouraging unconventional exploration results and the block is expected to be incorporated with unconventional resources for future block bid rounds.

In total, nine exploration blocks were awarded as part of these first two competitive block bid rounds. The exploration activities in these blocks have resulted in the discovery of over 2 billion barrels of oil equivalent of oil and gas and the first oil was achieved in early 2023.

During each exploration phase of the Exploration Blocks, ADNOC and the relevant International Company agree the work programme and budget for the exploration activities, which are conducted by the International Company as the operator of the relevant Exploration Block. In the event of a commercial discovery occurring in an Exploration Block, ADNOC is entitled to a grant of a production concession for sixty per cent. (60%) of the production rights from such Exploration Block, with the remaining forty per cent. (40%) of the production rights being granted to the relevant International Company in that Exploration Block. The expiry date for production from all of the Exploration Blocks is thirty-five (35) years from the date of the relevant exploration concession

agreement. ADNOC and the relevant International Company will incorporate an operating company to conduct the petroleum operations on their behalf during the production phase.

Production

For a discussion of the onshore businesses, see "*Description of the Company—Description of the Onshore Concessions and Offshore Operating Companies*". Below is a brief description of each of the ADNOC businesses that are responsible for all aspects of offshore oil and natural gas production. ADNOC Offshore was formed by a merger between ADMA-OPCO (then a joint venture between ADNOC and Abu Dhabi Marine Areas Limited) and Zakum Development Company in 2015. In 2018, the concessions were renewed as follows:

- Lower Zakum – a 40-year concession with ADNOC (60%), CNPC (6%), CNOOC (4%), Falcon Oil & Gas and JODCO (each holding 10%) and TotalEnergies and ENI (each holding 5%);

- Umm Shaif and Nasr – a 40-year concession with ADNOC (60%), TotalEnergies (20%), CNPC (6%), CNOOC (4%) and ENI (10%); and

- SARB and Umm Lulu – a 40-year concession with ADNOC (60%) and OMV AG (**OMV**) and TotalEnergies (each holding 20%). On 31 May 2024, it was announced that ADNOC had awarded the State Oil Company of Azerbaijan Republic (**SOCAR**) a three per cent. (3%) participation interest in the SARB and Umm Lulu concession, following which ADNOC's holding was reduced to 57%.

ADNOC Offshore comprises the Umm Shaif and Nasr, Lower Zakum, Upper Zakum, Satah and Umm Al Dalkh and Abu Al Bukhoosh fields. Operations extend across several oil operation centres, six (6) artificial islands and four (4) offshore super complexes. Crude oil from the fields is transferred to Zirku Island and Das Island for further processing, storage and export.

The existing Upper Zakum concession that was previously operated by Zakum Development Company Limited has, since 2018, been operated by ADNOC Offshore. The concession holders are ADNOC (60%), ExxonMobil (28%) and JODCO (12%).

Abu Al Bukhoosh has been a one hundred per cent. (100%) ADNOC concession since 9 March 2021 and is operated by ADNOC Offshore on behalf of ADNOC.

ADNOC Drilling Company PJSC (**ADNOC Drilling**) is a drilling company with one hundred and forty two (142) rigs as at 31 December 2024. ADNOC Drilling is the sole provider of drilling rig hire services and certain associated rig-related services to ADNOC Group companies on agreed contractual terms. ADNOC Drilling provides its customers with a full suite of drilling services in Abu Dhabi and oilfield services (such as integrated drilling services, wireline, directional drilling, cementing, pressure pumping, logging and fluids and hydraulic fracturing). ADNOC Drilling is a listed company on the Abu Dhabi Securities Exchange (ADX) with approximately five per cent. (5%) of the company owned by Baker Hughes and sixteen point five per cent. (16.5%) of the company owned by retail and institutional investors.

PROCESSING AND REFINING

ADNOC's portfolio has expanded beyond the upstream production of oil to include sophisticated refining and petrochemicals businesses. Below is a brief description of each of the ADNOC businesses that are responsible for all aspects of processing and refining. ADNOC owns eighty-six per cent. (86%) of ADNOC Gas plc (**ADNOC Gas**) which is listed on the ADX (see "*Overview of the UAE and Abu Dhabi—Privatisation*"). The ADNOC Gas group gas processing plants (excluding the Ruwais fractionation and sulphur granulation plants) have access to over ten (10) billion standard cubic feet per day of gas processing capacity. ADNOC Gas Processing, which is sixty-eight per cent. (68%) indirectly owned by ADNOC Gas, operates multiple gas processing plants which are among some of the largest integrated gas processing plants in the world with gas processing capacity of eight (8) billion standard cubic feet per day (excluding the Ruwais NGL fractionation and sulphur granulation plants) and

a liquid processing capacity of twenty one (21) million tonnes per year. ADNOC LNG, which is seventy per cent. (70%) indirectly owned by ADNOC Gas, is a natural and associated gas processing company, with a process capability of eight (8) million tons of liquefied natural gas, liquefied petroleum gas, paraffinic naphtha and liquid sulphur per year. ADNOC LNG operates a liquefied natural gas plant located on Das Island in Abu Dhabi. ADNOC Industrial Gases, which is one hundred per cent. (100%) indirectly owned by ADNOC Gas, was established to provide industrial gases (nitrogen and oxygen) to oil, gas and other industry sectors in Abu Dhabi and elsewhere in the UAE.

Since 2019, ADNOC Refining has operated as a joint venture business between ADNOC, ENI and OMV. The joint venture operates two (2) refineries, with one at Al Ruwais Industrial City and another, smaller refinery near Abu Dhabi city, with a combined crude processing capacity of close to a million barrels of crude oil and condensates per day. ADNOC Refining is a significant consumer of Murban crude oil. Production of refined products and base chemicals at Al Ruwais Industrial City, surplus to domestic demand, is mainly exported to Asia, Europe and other destinations. With processing capacity of close to a million barrels of crude oil and condensates per day it is one of the largest and most advanced refineries of its kind in the world. In June 2023, ADNOC Refining sold its waste management operations to a consortium comprising Abu Dhabi Developmental Holding Company PJSC (**ADQ**), Veolia Middle East and Vision International Investment Company.

Abu Dhabi Polymers Company (**Borouge**) is a chemical and plastics solutions provider. Borouge specialises in the development of sophisticated, value-added plastics for fast-paced industries. Borouge is listed on the ADX, with fifty-four per cent. (54%) of its shares owned by ADNOC, thirty-six per cent. (36%) of its shares owned by Borealis AG and ten per cent. (10%) of its shares owned by retail and institutional investors. By the end of 2025, Borouge expects to have an annual petrochemical processing capacity of six point four (6.4) million tonnes.

In November 2022, ADNOC acquired a twenty-five per cent. (25%) interest in Borealis AG from Mubadala Petroleum and Petrochemicals Holding Company LLC (a subsidiary of the Mubadala Investment Company PJSC (**Mubadala**)). The remaining seventy-five per cent. (75%) interest is owned by OMV.

On 29 February 2024, ADNOC completed its acquisition of a twenty-four point nine per cent. (24.9%) shareholding in OMV from Mubadala.

On 15 July 2023, ADNOC announced that, following initial exploratory discussions, it had entered into formal negotiations with OMV about the potential creation of a new combined petrochemicals holding entity through the proposed merger of their respective existing shareholdings in Borouge and Borealis AG. On 4 March 2025, ADNOC announced the signing of a framework agreement with OMV to effect the combination of Borouge and Borealis under a new equally owned joint venture, Borouge Group International, and the proposed acquisition by the joint venture of Nova Chemicals Corporation.

Since 1980, ADNOC has had a fertilisers business. In 2019, ADNOC entered into a strategic partnership with OCI N.V., a global fertilisers and chemicals producer, to establish Fertiglobe, which is a listed company on the ADX with fifty per cent. (50%) plus one share of the company owned by OCI N.V., thirty-six point two per cent. (36.2%) of the company owned by ADNOC and the balance of the company owned by retail and institutional investors. Fertiglobe is the world's largest seaborne exporter of nitrogen fertilisers and MENA's largest producer by production capacity. Its portfolio of products comprises ammonia (which is used both as a building block for other fertiliser products and sold to industrial and agricultural customers), urea for agricultural and industrial customers, and diesel exhaust fluid (DEF) for industrial customers. Additional potential future uses of ammonia are currently emerging as part of the nascent clean hydrogen economy, where blue/green ammonia could serve as an efficient energy carrier or as a clean fuel. Fertiglobe operates a diverse regional footprint of four world-class production facilities in three (3) countries, comprising Egyptian Fertilizers Company and Egyptian Basic Industries Corporation in Egypt, Sorfert in Algeria, and FERTIL in the UAE.

On 15 October 2024, ADNOC acquired OCI N.V.’s entire stake in Fertiglobe.

MARKETING AND DISTRIBUTION

ADNOC is a global energy provider, which sells its oil, gas, refined products and petrochemicals on six (6) continents. ADNOC subsidiaries are responsible for all aspects of product marketing, offshore marine, petroleum ports and wells services, and the transportation of ADNOC's products. ADNOC's customers range from consumers purchasing their fuels and lubricants to large-scale industrial customers of oil, natural gas and petrochemicals.

Below is a brief description of each of the ADNOC businesses that are responsible for all aspects of marketing and distribution, other than ADNOC Trading.

Abu Dhabi National Oil Company for Distribution PJSC (**ADNOC Distribution**) is the UAE's leading operator of retail fuel service stations and the sole retail fuel operator in Abu Dhabi and Sharjah. As of 30 September 2024, ADNOC Distribution has a network of 896 stations across the UAE, the Kingdom of Saudi Arabia and Egypt, with 366 ADNOC Oasis convenience stores in the UAE, and processes over 600 thousand fuel and non-fuel transactions per day in the UAE. In addition, ADNOC Distribution is the leading marketer and distributor of fuels to commercial, government and military customers throughout the UAE, with a particularly dominant market position in Abu Dhabi. The company also provides refuelling and related services at seven international airports in the UAE. ADNOC Distribution is a listed company on the ADX with approximately twenty-three per cent. (23%) of the company owned by retail and institutional investors and the balance held by ADNOC.

ADNOC Logistics & Services plc (**ADNOC L&S plc**) (which, following its initial public offering and listing on the ADX, is eighty-one per cent. (81%) owned by ADNOC), owns one hundred per cent. (100%) of Abu Dhabi Marine Business and Services Company PJSC (**ADNOC Logistics & Services**). ADNOC Logistics & Services is the largest fully integrated shipping and logistics company in the UAE, supporting the entire oil and gas supply chain through three major business segments: "shipping"; "integrated logistics"; and "marine services". ADNOC Logistics & Services leverages its international shipping excellence and diversified services expertise to deliver hydrocarbon products from Abu Dhabi to international customers. ADNOC Logistics & Services plays a fundamental role in facilitating the development of the UAE's energy industries, fortifying the nation's position as a global energy provider, and contributing to its overall economic growth. On 17 November 2022, ADNOC Logistics & Services acquired Zakher Marine International, an Abu Dhabi-based owner and operator of offshore support vessels which has the world's largest fleet of self-propelled jack-up barges, a deal which broadened the services of ADNOC Logistics & Services to include critical support assets for offshore operations.

ADNOC Global Trading is a Joint Venture between ADNOC (65%), Italy's ENI (20%) and Austria's OMV (15%) and is mandated with selling ADNOC Refining's exports. It is an international trading company, part of the ADNOC Group mandated to trade refined products and supply feedstock including non-ADNOC crude feedstocks to support the optimisation of ADNOC Refining. ADNOC Global Trading is active in the products and paper markets for third-party barrels, as well as derivatives. ADNOC Global Trading's headquarters are in ADGM in the UAE.

ADDRESSING THE GLOBAL CLIMATE CHALLENGE

ADNOC’s approach to addressing the global challenge of mitigating climate change includes a new energies strategy that enables diversifying into renewable power and low carbon fuels. The strategy outlines ADNOC's entry into low-carbon energy segments, primarily renewables and clean hydrogen, signalling its commitment to supporting the energy transition while capitalising on its core strengths as a leading energy producer. ADNOC has identified a comprehensive list of abatement levers that it can pursue to further reduce its carbon footprint and that of its products. These levers primarily include operational efficiency enhancements, minimisation of flaring, carbon absorption technologies and electrification.

As a result of its recent strategic partnership with Emirates Water and Electricity Company (**EWEC**), ADNOC intends to meet up to 100% of its grid power requirements with clean energy from nuclear and solar plants.

ADNOC entered into an offtake agreement with EWEC in October 2021 to procure grid power from solar and nuclear sources.

In addition, ADNOC, together with TAQA, Korea Electric Power Corporation, Kyushu Electric Power Co., Inc. and Électricité de France S.A., is in the early stages of development of a substantial high-voltage, direct current subsea power transmission project aimed at further reducing the carbon intensity of its offshore operations to connect ADNOC's offshore power operations to TAQA's clean onshore power network. These clean power-related initiatives aim to significantly reduce ADNOC's upstream carbon intensity, which is already among the lowest in the industry. ADNOC also expects that this $3.8 billion strategic project will reduce the carbon footprint of ADNOC's offshore operations by 30% by replacing offshore gas turbines. Korea Electric Power Corporation, Kyushu Electric Power Co., Inc. and Électricité de France S.A. hold a combined forty per cent. (40%) stake and ADNOC and TAQA hold a per cent. (30%) stake each.

According to The Global Economics, ADNOC is the first major oil and gas company to decarbonise its production at scale globally. ADNOC believes that this strengthens its position as one of the world's lowest carbon oil and gas producers and further differentiates its low carbon intensity crude and refined products.

ADNOC has already undertaken several initiatives to reduce the emissions footprint of its own operations and reinforce its industry-leading low-carbon position. ADNOC has applied a policy of zero routine flaring since the early 2000s and has successfully achieved an eighty-nine per cent. (89%) reduction in flaring since its establishment in 1971. On the CCUS front, ADNOC owns and operates the Al-Reyadah CCUS facility, the Middle East's first commercial-scale CCUS facility, which captures eight hundred thousand (800,000) tonnes of carbon dioxide annually from the Emirates Steel Arkan PJSC (**Emsteel**) manufacturing complex. The facility processes carbon dioxide captured from Emsteel, which is then injected into ADNOC Onshore oilfields to enhance oil recovery. ADNOC aims to have an overall capacity to capture ten million (10,000,000) tonnes of carbon dioxide annually by 2030. To support this ambition, ADNOC announced on 5 October 2023 the final investment decision and award of contracts for the Hail and Ghasha offshore development project, which is expected to capture one point five million (1,500,000) tonnes of carbon dioxide annually, taking ADNOC's committed capacity for carbon capture capacity to almost four million (4,000,000) tonnes per annum. This is expected to establish the UAE as a global hub for carbon capture expertise and innovation.

On 31 October 2022, ADNOC announced that it had set a new upstream methane intensity target of 0.15% by 2025, which is understood to be currently the lowest target in the Middle East. ADNOC is also targeting an approximately eleven per cent. (11%) reduction in energy consumption by 2029 and, following the completion of a waste recovery project in January 2024, has avoided approximately one (1) million tonnes per annum of carbon dioxide emissions. The $600 million project is increasing energy and water efficiency while redirecting waste heat generated at the site to power two new steam-powered turbines. It is targetted to result in a thirty-five per cent. (35%) increase in power production and an increase in 62,400 cubic meters of water per day.

On 22 January 2024, ADNOC announced that it has allocated $23 billion (AED 84.4 billion) for decarbonisation projects (including renewables growth), technologies and lower-carbon solutions in support of its Net Zero by 2045 ambition. Beyond clean power, in 2023 ADNOC planted 2.5 million mangrove seedlings across Abu Dhabi (as part of its target to plant up to 10 million mangrove seedlings in Abu Dhabi by 2030) in partnership with Distant Imagery, a UAE-based environmental technology company, using innovative drone planting technology adopted by the Environment Agency – Abu Dhabi (**EAD**).

COMMITMENT TO SUSTAINABILITY

As the oil and gas industry continues to transform, ADNOC continues to deliver on its commitment to sustainability by building on its existing legacy as a responsible oil and gas producer, remaining among the world's least carbon-intensive producers while advancing sustainable development in the UAE for generations to come.

As one of the leading energy producers globally, ADNOC recognises its opportunity and responsibility to contribute to the UAE's commitments to the UN's Sustainable Development Goals, as well as its role as a

responsible business to demonstrate efforts to manage environmental and social challenges across its operations. This includes ADNOC's efforts to reduce greenhouse gas emissions, its commitment to safe and responsible operations, and the economic value and jobs its businesses create.

ADNOC's 2030 sustainability strategy sets out a comprehensive and holistic approach across six (6) pillars (as set out in the table below) that define ADNOC's contribution to society's broader sustainability objectives and manage the impact of ADNOC's operations on local economies, the communities in which ADNOC operates, the climate and the environment. ADNOC's 2030 sustainability strategy sets ambitious goals that reinforce its long-standing sustainability commitments and underscore ADNOC's strong ESG performance as ADNOC responds to responsibly meet rising global energy demand.

Pillar	Overview	Targets
Climate, Emissions and Energy	Become the leading oil and gas operator in emissions management and energy efficiency	Decrease greenhouse gases' emissions intensity by 25% by 2030 to drive net zero emissions by 2045 Ambition by 2030 to achieve 10 mtpa carbon capture capacity Upstream methane intensity target of 0.15% by 2025 – which is understood to be currently the lowest target in the Middle East Zero methane by 2030
Environment	Minimise the impact on the environment through sustainable biodiversity, water and waste management	Limit freshwater consumption to below 0.5% of total water usage On target to plant up to 10 million mangrove seedlings in Abu Dhabi by 2030
Economic and Social Contribution	Drive the UAE's economic growth, labour market, and community development	Drive more than 50% value from ADNOC's projects back into the UAE economy* *The UAE's In-Country Value (**ICV**) programme was launched in 2018 and aims to increase the in-country spend from the ADNOC Group's capital and operating investments. Suppliers are required to be ICV certified, with a scoring based on an evaluation that takes account of goods manufactured in the UAE, the value of domestic third party spend and Emiratisation record
Workforce Diversity and Development	Become a regional leader in diversity and employee development	Appoint a minimum of one woman to every ADNOC Group company board of directors Twenty five per cent. (25%) of all technical positions to be filled by women by 2030

Pillar	Overview	Targets
Health, Safety and Security	Deliver world-class safety and asset integrity performance	Be the global benchmark for safety and security
Business Sustainability	Ensure fair, transparent and risk-conscious business operations and governance	Integrate risk management across all operations and business planning

Sustainability is one of ADNOC's three strategic pillars and is monitored through signed corporate scorecards, performance key performance indicators (**KPI**s) and yearly targets. ADNOC has established a centralised Sustainability & Climate Change division responsible for leading the development and implementation of the integrated sustainability strategy. This includes verticals on carbon competitiveness, energy transition risks, enhancing ESG performance and overall competitive sustainability position both locally and globally. The division closely collaborates with ADNOC Group companies and central functions across the ADNOC Group to provide direction on sustainability management and develop policies and strategies aiming to achieve the 2030 sustainability commitments.

ADNOC Onshore has established a Sustainability Committee chaired by the ADNOC Onshore Chief Executive Officer (**CEO**) and comprising members from its technical centre and engineering, operations, corporate strategy, finance, HSE, communications, and legal departments. The steering committee enables a proactive approach to ESG management and driving new sustainability initiatives to achieve sustainability goals and commitments. Five (5) taskforces were formed to identify these initiatives and lead the implementation in a manner aiming to achieve ADNOC 2030 sustainability goals. A number of campaigns were also held to build a culture of sustainable development among ADNOC Onshore employees and business partners.

LOW CARBON SOLUTIONS AND INTERNATIONAL GROWTH

In late 2022, ADNOC announced the accelerated operationalisation of its low carbon growth strategy by establishing a new Low Carbon Solutions and International Growth directorate, led by Executive Director Musabbeh Al Kaabi, former CEO of the UAE Investments platform at Mubadala. This new directorate is focusing on emerging cleaner energies and new technologies, as well as international expansion in gas, LNG and chemicals and will be subject to rigorous commercial and sustainability assessments to ensure tangible impact.

ADNOC has set out targets to reduce its carbon intensity by twenty five per cent. (25%) by 2030 and the strategic ambition to reach net zero emissions by 2045. In relation to renewables, in December 2022 ADNOC become a shareholder in Abu Dhabi Future Energy Company PJSC (**Masdar**) alongside Mubadala and TAQA, to support the planned expansion of Masdar's renewables portfolio to more than 200GW, and to grow at least 100GW of renewable energy capacity globally by 2030, with the production of up to one (1) million tonnes per annum of green hydrogen by 2030. ADNOC has taken 24% and 43% stakes in Masdar's renewable energy business and green hydrogen business, respectively. TAQA owns 43% of Masdar's renewable energy business and 24% of Masdar's green hydrogen business, and Mubadala owns the remaining 33% in both businesses. The project intends to combine all power generation and waste to energy projects domestically and internationally with the production of green hydrogen as well as processing, storage, marketing and sales, including for chemical carriers and derivatives. The portfolio strategy is to have 50% solar energy, 35% onshore wind and 15% offshore wind. In clean hydrogen, ADNOC is exploring opportunities in both blue and green hydrogen and carriers (e.g., ammonia), with the aim to become a world-class producer. ADNOC is evaluating domestic and international blue ammonia projects, has entered into multiple partnerships related to blue hydrogen, and shipped its first trial blue ammonia cargoes to Japan in 2021.

ADNOC is also actively collaborating with international partners and stakeholders across the energy value chain to drive global decarbonisation efforts through technology, best practices, and policy initiatives. ADNOC intends to play an active role in supporting the UAE to achieve its 2050 net zero ambition. As part of this initiative,

ADNOC announced on 17 January 2023, its partnership with the Fujairah Natural Resources Corporation, Masdar and 44.01.Earth to pilot technology that permanently mineralises carbon dioxide within rock formations found in the Emirate of Fujairah. In addition, ADNOC announced on 18 January 2023, that it has begun work on the world's first fully sequestered carbon dioxide injection well in a carbonate saline aquifer. On 10 May 2023, ADNOC announced its collaboration with Baker Hughes which aims to accelerate the deployment of new technology solutions to produce green and low-carbon hydrogen, and graphene.

In July 2023, ADNOC announced its intention to accelerate advancement towards near zero methane emissions by 2030 and achieving net zero operational emissions by 2045. In this announcement, ADNOC re-stated its commitment to reducing its carbon intensity by twenty-five per cent. (25%) by 2030 and achieving net zero operations by 2045 through actions including energy efficiency, the deployment of carbon capture, removal and storage technology and the electrification of its operations. There can be no assurance that ADNOC will be successful in achieving or accelerating these goals.

Set out below are the principal announcements made by ADNOC in relation to investments and projects intended to further its low carbon growth strategy. There can be no assurance that any of these announcements will result in completed transactions.

On 1 August 2023, ADNOC and Occidental Petroleum Corporation announced they had signed a strategic collaboration agreement to evaluate potential investment opportunities in carbon dioxide capture and storage hubs in the UAE and United States with a view to developing a carbon management platform to accelerate the net zero goals of both companies. The agreement is enabled by the UAE-United States Partnership for Accelerating Clean Energy (PACE), which was launched in November 2022 and is expected to catalyse one hundred billion ($100 billion) in clean energy and carbon management projects by 2035.

On 6 September 2023, ADNOC announced a final investment decision to develop one of the largest carbon capture projects in MENA. The pioneering Habshan carbon capture, utilisation and storage project will have the capacity to capture and permanently store 1.5 mtpa of carbon dioxide (**CO^2**) within geological formations deep underground. This investment decision is part of ADNOC's wider carbon management strategy, which aims to connect sources of emissions and sequestration sites to accelerate the delivery of ADNOC and the UAE's decarbonisation goals. As part of this strategy, ADNOC seeks to implement several innovative, technology-driven pilot projects, including CO^2 mineralisation and full carbon sequestration in saline aquifers. Using best-in-class technology, the project is expected to triple ADNOC's carbon capture capacity to 2.3 mtpa, equivalent to removing over 500,000 gasoline-powered cars from the road per year. The project, to be built, operated and maintained by ADNOC Gas on behalf of ADNOC, is expected to include carbon capture units at the Habshan gas processing plant, pipeline infrastructure, and a network of wells for CO^2 injection. The project aims to permanently store CO^2 in reservoirs deep in the sub-surface through the deployment of closed-loop CO^2 capture and reinjection technology at the well site. The final investment decision to develop the project fully aligns with ADNOC's recently announced Net Zero by 2045 ambition and forms part of ADNOC's $23 billion (AED 84.4 billion) allocation for decarbonisation investment in low carbon solutions.

On 5 October 2023, ADNOC announced the final investment decision and award of contracts for the Hail and Ghasha Offshore Development project. The project aims to operate with net zero CO^2 emissions, reinforcing ADNOC's legacy of responsible energy production and supporting its Net Zero by 2045 ambition and accelerated decarbonisation plan. Hail and Ghasha are part of Abu Dhabi's Ghasha Concession which aims to produce more than 1.5 billion bscfd of gas before the end of the decade, contributing to UAE gas self-sufficiency and ADNOC's gas growth and export expansion plans.

On 21 November 2023, ADNOC and Santos Ltd announced the signing of a strategic collaboration agreement that outlines a pathway towards the potential development of a joint global carbon management platform that could support the decarbonisation journey of customers throughout the Asia-Pacific region. Additionally, the strategic collaboration agreement provides for the companies to work together to advance critical carbon capture and storage (**CCS**) technologies that are necessary to accelerate the decarbonisation of industry worldwide.

ADNOC and Santos intend to also explore the development of a CO_2 shipping and transportation infrastructure network to enable heavy-emitting sectors to capture, ship and permanently store CO_2.

On 5 December 2023, ADNOC and SOCAR announced the signing of a strategic collaboration agreement that sets out their intention to collaborate on the potential development of low carbon energy technologies. The strategic collaboration agreement follows both ADNOC and SOCAR becoming founding signatories of the Oil and Gas Decarbonisation Charter, signed at COP28, that sets shared targets to eliminate routine flaring and reduce methane emissions to near zero by 2030 and achieve net zero by 2050. As part of the strategic collaboration agreement, ADNOC and SOCAR intend to explore opportunities to work together to advance blue hydrogen, carbon management and geothermal technologies that can accelerate the decarbonisation of energy systems in the UAE, Azerbaijan and other key markets and support their net zero ambitions.

On 8 December 2023, ADNOC and Mitsubishi Heavy Industries, Ltd. (**MHI**) announced the signing of a strategic collaboration agreement to explore potential opportunities to build low carbon energy supply chains and advance carbon neutral solutions to accelerate decarbonisation across the energy sector. The strategic collaboration agreement builds on the longstanding strategic energy relationship between the UAE and Japan. Through the strategic collaboration agreement, ADNOC and MHI intend to complement their strengths and create synergies, with the aim of accelerating the development of global hydrogen and ammonia value chains. ADNOC and MHI intend to also explore research and deployment of carbon management technologies.

On 20 December 2023, ADNOC announced the signing of a fifteen (15) year heads of agreement with ENN LNG (Singapore) Pte. Ltd., a wholly-owned subsidiary of ENN Natural Gas Co. Ltd., for the delivery of at least one (1) million metric tons per annum of liquefied natural gas. The liquefied natural gas is expected to primarily be sourced from ADNOC's low-carbon Ruwais liquefied natural gas project, currently under development in Al Ruwais Industrial City, Abu Dhabi. The deliveries are expected to start in 2028.

On 8 January 2024, ADNOC announced that it had taken a 10.1% equity stake in Storegga, a specialist in CCS technology and infrastructure. This transaction represents ADNOC's first international equity investment in carbon management and supports ADNOC's aim to leverage carbon management partnerships and technology to advance global CCS projects that can accelerate decarbonisation.

On 30 January 2024 ADNOC closed a transaction with Eni and Energean PLC to acquire a ten per cent. (10%) unincorporated participating interest in the North East Hap'y Concession Agreement and Joint Operating Agreement (with 8% acquired from Eni and 2% acquired from Energean).

On 1 February 2024, ADNOC, SOCAR and TotalEnergies closed a strategic transaction whereby ADNOC acquired a thirty per cent. (30%) unincorporated participating interest in the Absheron gas and condensate field in the Caspian Sea (together with a thirty per cent. (30%) shareholding in the Absheron field operating entity, Joint Operating Company of Absheron Petroleum B.V. (known as "JOCAP")). ADNOC's investment into the Caspian region aims to create a substantial growth position as it enters the international gas market and reinforces the energy partnership between the UAE and Azerbaijan.

On 14 February 2024, ADNOC and BP signed a transaction and announced their agreement to establish a new incorporated joint venture in Egypt. Subject to closing, the joint venture company will be majority-owned by BP with a fifty-one per cent. (51%) stake, while ADNOC will hold forty-nine per cent. (49%). Its objective is to leverage the technical expertise and proven track record of both companies to develop a robust gas portfolio.

On 20 May 2024, ADNOC announced that it had acquired an eleven point seven per cent. (11.7%) stake in Phase 1 of NextDecade Corporation's Rio Grande LNG, a leading liquefied natural gas export project located in Texas, United States. Rio Grande LNG is the first US liquefied natural gas project offering expected emissions reduction of more than 90% through its innovative proposed CCS project, which is expected to capture and permanently store more than 5 million mtpa of carbon dioxide.

On 22 May 2024, ADNOC announced that it had acquired Galp's ten per cent. (10%) interest in the Area 4 concession of the Rovuma basin in Mozambique. The acquisition will entitle ADNOC to a share of the liquefied natural gas production from the concession, which has a combined production capacity exceeding 25 million tonnes per annum. The acquisition represents ADNOC's first in Mozambique and aims to complement ADNOC's strategy to expand its lower-carbon liquefied natural gas portfolio.

On 12 June 2024, ADNOC announced the final investment decision and award of an engineering, procurement and construction contract valued at approximately $5.5 billion (AED 20.2 billion) in respect of the Ruwais liquefied natural gas project located in Al Ruwais Industrial City. The project is expected to be the first liquefied natural gas export facility in MENA to be powered by clean energy.

On 6 August 2024, ADNOC announced that it had signed a long-term heads of agreement with Osaka Gas for the delivery of up to 0.8 million metric tonnes per annum of liquefied natural gas, pursuant to which it is intended that liquefied natural gas cargoes will be shipped to the destination ports of Osaka Gas and its Singapore-based subsidiary, Osaka Gas Energy Supply and Trading Pte. Ltd.

On 27 November 2024, ADNOC announced the launch of XRG, an international lower-carbon energy and chemicals investment company, with an enterprise value of over $80 billion, which is expected to commence operations in the first quarter of 2025. Building on ADNOC's expertise and transformational international acquisitions, the independently operated investment company will initially focus on developing a global chemicals platform as well as two lower-carbon related platforms:

- an international gas platform that will aim to build a world-scale integrated gas portfolio to help meet the anticipated 15% increase in global natural gas demand over the next decade, as a lower carbon transition fuel, as well as meet the expected 65% increase in demand for LNG by 2050; and

- a low carbon energies platform that will invest in the solutions needed to meet increasing demand for low carbon energies and decarbonisation technologies to drive economic growth through the energy transition.

In December 2024, ADNOC announced the acquisition of 91.3 per cent. of the shares in Covestro, one of the world's leading manufacturers of high-quality polymer materials and their components, subject to regulatory approvals. Covestro is expected to form the foundational platform of XRG's Performance Materials and Specialty Chemicals business.

On 4 March 2025, ADNOC announced the signing of a framework agreement that contemplates the strategic combination of Borouge and Borealis under a newly created entity, Borouge Group International, and the acquisition by Borouge Group International of Nova Chemicals Corporation to create the world's fourth largest polyolefins company. Borouge Group International will be jointly controlled as an equal partnership between ADNOC and OMV (each with a 46.94% ownership share), with OMV injecting €1.6 billion cash into the consolidated entity to equalise the shareholdings. Upon completion, currently anticipated to be in 2026, ADNOC's stake in Borouge Group International will be transferred to XRG.

HSE MANAGEMENT SYSTEM

Reflecting the operational complexity of its business sectors, ADNOC has a robust and comprehensive HSE Management System (**HSEMS**) that is process-based, with extensive supporting documentation and controls, to meet business objectives while fulfilling all legal obligations.

The HSEMS defines the fundamental principles by which ADNOC systematically conducts its operations with regards to health, safety and the environment to achieve excellence in HSE performance.

ADNOC's HSEMS framework is designed and intended to fit the complexity and context of the entire spectrum of business activities within the ADNOC Group and ensure the systematic management of process safety, occupational health & safety and the environment.

ADNOC's HSEMS aims to bring improvements in HSE performance and reduce the likelihood of adverse consequences by establishing a systematic process, which can be used at all levels in the ADNOC Group to plan, manage and carry out activities as intended, considering the inherent hazards and risks associated with the ADNOC Group's activities. ADNOC's HSEMS provides a robust foundation upon which its HSE culture will be stewarded to improve progressively until it reaches the "generative" level of "High Reliable Organizations".

ADNOC's HSEMS is aligned with the common high level framework structure and the requirements of ISO Standard 45001:2018 (Occupational Health & Safety) and ISO 14001:2015 (Environmental Management System). The ADNOC HSE Management System Framework applies the 'Plan-Do-Check-Act' cycle (PDCA) similar to ISO for achieving continual improvement.

Leadership visibility and commitment

The ADNOC Group HSE Policy is signed by the ADNOC Managing Director and CEO. It is periodically reviewed and updated at least every five (5) years, or earlier when necessitated by criteria such as new or revised regulations, changes in ADNOC business context or HSE incident trends.

ADNOC believes that its leaders set the tone at the top level and demonstrate strong and visible HSE leadership by driving effective and efficient implementation of the HSEMS through a systematic and disciplined approach. Active personal engagement, such as undertaking leadership site visits and consultations with employees and other stakeholders also demonstrates a visible commitment to HSE activities. Leaders are trained to embrace all outcomes from HSE incidents and events as opportunities for learning and improving, and to ensure that the necessary improvement actions are in place to minimise the risk of reoccurrence.

HSE training

HSE Training and Competency Development is a critical component of ADNOC's commitment towards HSE. ADNOC believes that its employees and contractors are trained and competent to safely perform their job responsibilities.

To capture the training expectations as per the HSEMS, ADNOC has developed the Unified ADNOC HSE Training Matrix, which has key mandatory training requirements that are fulfilled through External Training Providers; In-House training; on-the-job training and E-learning or Computer-Based Training. One of the basic mandatory trainings delivered to all ADNOC employees and contractors is the HSE Induction Training course.

ADNOC also provides training on HSE Governance & Administration, the Work Management System and the HSE Risk Management System. Other training modules related to ADNOC's operations include Operations Safety; Logistics Safety (Road, Marine & Air); Environment; Occupational Health & Industrial Hygiene; and Crisis Management & Emergency Response.

HSE reporting

ADNOC strives to empower all its employees and contractors to report all incidents regardless of size, which also focuses on leading indicators. Matters such as hazards (for example, unsafe acts or conditions), near-misses, observations and interventions can be reported directly into the state-of-the-art online reporting system and notification alerts are sent to the relevant action party to facilitate further analysis, investigation and appropriate action. The monitoring, reporting and investigation of personal and process incidents at ADNOC facilities is designed to be conducted in a timely manner to prevent re-occurrence of similar incidents.

HSE incidents are investigated and outcomes are communicated to various levels within the organisation, including by line management (at site level), corporate management and the Executive Leadership Team (ELT). As a result, ADNOC believes it is better able to review, analyse and initiate appropriate and timely intervention actions. The outcomes of such investigation are communicated to all ADNOC employees, contractors and relevant stakeholders by means of "Learning from Incidents".

Performance monitoring and measurement

It is central to ADNOC that its employees return home safe and well at the end of the working day and are able to end their working life fit and healthy. Regardless of where ADNOC employees are located or the type of work they undertake, ADNOC strives to create a working environment that is free from occupational illness or injury. ADNOC's expectation is that safety outcomes and definitions that classify incidents are applied uniformly across business operations. As such, ADNOC adopts and benchmarks against the International Association of Oil and Gas Producers (**IOGP**) guidelines for the recording and reporting of occupational illnesses and injuries.

On an annual basis, ADNOC sets stringent targets pertaining to a suite of HSE KPIs which are approved by ADNOC senior management. Each company across the ADNOC Group then reports its respective HSE data on a monthly, quarterly and annual basis. This supports ADNOC HSE governance in relation to verifying and endorsing HSE data.

Internal and external audits

ADNOC conducts periodic internal and external HSEMS audits that it believes ensure compliance with ADNOC Group's HSEMS standards, HSE Policy, HSE guidelines and international best practices.

HSEMS compliance audits are undertaken with the aim of ensuring development of effective risk controls and corrective action plans for continual improvement. Yearly audits include line HSE audits (or more frequently, depending on risk), contractor HSEMS audits and accreditation surveillance audits.

Environment

ADNOC fully acknowledges its responsibility to minimise its environmental footprint, across its operations, including the onshore operations. ADNOC is committed to the highest standards of HSE to protect people, communities and the environment. The ADNOC HSE policy describes key aspects including setting targets for environmental performance and continuous improvement; implementing cost-effective measures to improve energy efficiency and promote the use of renewable energy; protecting the environment and supporting the UAE's commitment to addressing the global challenge of climate change; holding all levels of management, supervisors and employees accountable for environmental performance; and ensuring compliance with all applicable laws, regulations, policies and procedures relating to the environment.

ADNOC's health, safety and environmental impact assessment process mandates a systematic approach to assessing and managing environmental and social risks associated with every stage of its activities, and ensuring they are effectively mitigated. Throughout the lifecycle of a project and operating facility, from development to decommissioning, ADNOC maintains continuous environmental monitoring and reporting to assure the effectiveness of controls in place and the state of the environment in the areas in which it operates.

The ADNOC Group is committed to complying with federal and local environmental regulations and laws. ADNOC established a centralised environmental standard against which compliance is mandatory, seeking to ensure that all environmental management and regulation aspects are carried out successfully and consistently across ADNOC activities. These standards provide a comprehensive cover of petroleum industry activities with distinct environmental risks or impacts, and the requirements adhere to UAE federal laws and regulations. The ADNOC environment standards aim to provide structured guidance to develop a comprehensive HSEMS.

ADNOC has signed an agreement with the Ministry of Climate Change and Environment and the EAD to explore opportunities for collaboration in environmental management and communication. Under the terms of the agreement, the parties will explore opportunities to build upon many years of successful partnership and cooperation through integrated biodiversity management plans, natural habitat protection and sharing of knowledge to monitor and maintain strict air quality standards.

Across its operations, including the Onshore Operating Companies, ADNOC has taken tangible steps in implementing a variety of energy efficiency projects that target both energy supply and demand. These include: the certification and implementation of the ISO50001 energy management system; the use of renewable energy; the installation of more energy-efficient equipment; electrification; optimised operational philosophies; and improved combustion efficiencies.

Flaring

ADNOC has a long-term goal to reduce flaring across the operations of the ADNOC Group and has successfully achieved an approximately ninety per cent. (90%) reduction in flaring since ADNOC's establishment in 1971. Early investments in establishing facilities to gather and process gas in the early 1980s were instrumental in unlocking value from a hitherto wasted natural resource, as well as mitigating the negative environmental impact associated with flaring.

Implementation of a zero routine gas flaring policy in the early 2000s was a major milestone on ADNOC's journey to emission reduction. Across its operations, ADNOC Onshore has implemented best available technologies and operational measures to minimise flaring, which include: installing flare gas recovery systems; green completions during drilling operations; smokeless flare design enhancing equipment reliability; and monitoring flaring rates across its activities.

In 2020, ADNOC joined the Oil and Gas Methane Partnership 2.0 to collaborate with peers and partners to improve industry standards for reporting methane emissions. This complements ADNOC's ongoing actions to enhance both the quality and transparency of methane data and help the development of effective policies and interventions to tackle methane emissions, in addition to overall ADNOC targets to achieve near zero methane emissions by 2030.

Biodiversity conservation

Through joint efforts with the EAD, ADNOC has contributed to the preservation of the Arabian Oryx, found within the protected area in proximity to the Qusahwira and Mender onshore oil fields, which form part of the Onshore Concessions. The Arabian Oryx is classified as a vulnerable species and has been preserved as part of a reintroduction programme that enabled the species to thrive, removing it from Endangered Species classification. ADNOC conducted extensive environmental impact assessment studies at an early planning stage of the project development and constructed new feeding points for the Arabian Oryx away from the project sites to ensure they are not negatively impacted by oil production activities in the Onshore Concessions.

ADNOC Onshore has established an emergency sea turtle centre at its operating sites located at the coast of Al Nouf and Jebel Dhanna, which will serve as an initial rescue place for the sea turtles found onshore prior to their transportation to the designated place by EAD. ADNOC Onshore has also initiated the planting of ten thousand (10,000) mangrove trees at the Jebel Dhanna terminal shoreline as part of a continuous contribution to ADNOC's aim to plant ten million (10,000,000) mangroves by 2030. The Bab team has launched the Murban Oasis, which is a small-scale initiative utilising greenhouse farming technology to improve biodiversity and contribute to CO_2 reduction around its operations. In addition, the Bu Hasa team has created an animal sanctuary for the protection of local wildlife and natural habitat around ADNOC operations.

Water management

In line with Abu Dhabi's broader sustainability strategy, ADNOC monitors the total volume of water used in its operations, with a strong focus on the efficient management and conservation of water resources. Water conservation efforts by ADNOC focus on minimising the impact of water withdrawals, consumption, and discharges, in line with the ADNOC Group's broader commitment to limit freshwater consumption to below 0.5% of water use. These efforts include conservation of water resources by treatment and use of sewage effluents for irrigation purposes, and the recycling of process effluent for use in processes and hydrocarbon recovery.

In 2023, freshwater (i.e., municipal and desalinated water, not freshwater aquifers with TDS <1000 mg/L used for domestic and process purposes) withdrawn by ADNOC Onshore totalled 4,103,277 cubic metres. The non-fresh water (i.e., seawater, produced water and brackish water) withdrawn totalled 231,116,894 cubic metres.

In March 2021, ADNOC Onshore began a project to replace the aquifer water injection systems that it uses for maintaining reservoir pressure with treated seawater in all onshore fields in Abu Dhabi. The plan is to construct two greenfield seawater nanofiltration plants with a combined treatment capacity of 210 MIGD, as well as construct pumping stations and new transmission pipelines over approximately 450 kilometres long. The two (2) large-scale seawater nanofiltration plants are expected to provide a more sustainable source of water for maintaining reservoir pressure whilst also providing a net reduction in CO^2 emissions. Phase 1 is expected to be completed by 2026 and phase 2 is expected to be completed by 2029. ADNOC believes that this project will help preserve natural resources as well as reduce energy consumption and carbon dioxide emissions.

On 25 September 2023, ADNOC and TAQA successfully completed the financial closing of a $2.2 billion strategic project to provide a sustainable water supply for ADNOC's onshore operations at the Bab and Bu Hasa fields in Abu Dhabi, see "*Description of the Company—Description of the Onshore Concessions and the Onshore Operating Companies—Key infrastructure*".

Waste management

ADNOC manages waste generated from its operations with a focus on avoiding waste generation and reusing or recycling waste wherever possible. ADNOC utilises a Centralised Hazardous Waste Treatment and Disposal Facility. The facility offers a range of waste treatment options, on a single site, based on industry best practices and in full compliance with the UAE's regulatory requirements.

All waste is managed by third-party environmental service providers that are approved by Abu Dhabi Waste Management Centre (known as Tadweer). ADNOC follows a strict waste transfer protocol in-line with the UAE's regulatory requirements. ADNOC Group companies and ADNOC Refining comply with the BeAAT Waste Transfer Protocol under Tadweer procedures and guidelines. In June 2023, ADNOC Refining announced that it had sold its waste management operations in Al Ruwais Industrial City, Abu Dhabi to a consortium comprising ADQ, Veolia Middle East and Vision International Investment Company.

The table below shows the total hazardous and non-hazardous waste generated by ADNOC Onshore in each of 2021, 2022 and 2023.

	2021	2022	2023
Total hazardous waste generated.....	3,344	1,953	2,068
Total non-hazardous waste generated.....	7,172	6,852	8,680

Technologies have been introduced to reduce the quantity of sludge recovered from the tank bottom and separators during refurbishment. In addition, ADNOC Onshore has established a contract with third party authorised recyclers to recycle various types of used batteries. Significant efforts have been made at site locations to reduce paper usage through awareness, education and campaigns.

Emergency response and crisis management

ADNOC's operating procedures and processes follow a proactive risk-based approach designed to prevent emergencies and crises. In the case of any incidents, the emergency response management system aims to provide a timely deployment of resources to protect both people and the environment, prevent escalation and ensure business continuity.

As the size and complexity of ADNOC's operations grow, so must its ability to respond swiftly in the event of an emergency. ADNOC continuously seeks to ensure that it has the necessary resources to deal with oil spills and emergencies, both offshore and onshore. ADNOC's oil spill response centres are strategically placed to provide maximum coverage across its operators.

The ADNOC Onshore Jebel Dhanna Terminal, which stores and exports crude oil, is in proximity to Sir Bani Yas Island. The strategies implemented to ensure biodiversity is protected include: the availability of oil spill contingency plans and site-specific protection plans for sensitive locations; the use of double carcass hoses equipped with leak detection systems; the monitoring and reporting of all endangered or protected species sightings; the installation of marine breakaway couplings in single point moorings; and the use of floating and submarine hoses to prevent oil spill to sea, in the event of high pressure or tension in hoses.

Operational incidents

ADNOC regards Asset Integrity Process Safety (**AIPS**) as an area of significant importance. AIPS is governed through a robust maintenance regime designed to prevent major hazard incidents involving loss of primary containment events. In addition, ADNOC has established an Asset Integrity Process Safety Management framework which is deployed across ADNOC value chain.

ADNOC Onshore operates thousands of kilometers of flowlines, and an integrated approach is adopted to test, maintain, and operate these flowlines. As of 31 December 2023, Al Dhafra encountered one (1) Tier 2 Process Safety Events (**PSE**), Al Yasat had zero (0) PSEs and ADNOC Onshore encountered one (1) Tier 1 PSE and one (1) Tier 2 PSE at the PSE rate of 0.03, which places ADNOC in the top quartile of IOGP member companies.

Resources and capabilities

ADNOC is in compliance with the International Convention on Oil Pollution Preparedness, Response and Cooperation 1990, the signatories of which are required to establish measures for dealing with pollution incidents, either nationally or in cooperation with other countries. Moreover, ADNOC's oil spill response capability is perceived as one of the best in the Middle East and it plays a critical role in supporting all local and national plans. ADNOC maintains Tier 2 response capabilities, including dedicated vessels, state-of-the-art equipment and qualified responders that cover its operations across the UAE. ADNOC also maintains a Tier 3 response agreement with an internationally recognised Oil Spill & HNS response service provider.

ADNOC follows a three-tier emergency response structure comprising: facility emergency response plans; capabilities to provide immediate response; and, as required, support by coordinated corporate crisis management plans and resources. The level of response required is defined by the ability of the response teams and availability of appropriate resources to mitigate the negative effects of the event.

In 2019, ADNOC updated its Emergency and Crisis Management Standards which govern and mandate preparedness requirements and strategies across the ADNOC Group. ADNOC has also introduced a competency matrix for personnel involved in emergency response, aiming to ensure that the right competencies are in place to effectively discharge defined roles and responsibilities when an incident occurs.

Considering the sensitive nature of Abu Dhabi's marine environment and the high level of integrated activities performed in ADNOC's offshore operations, ADNOC's Offshore Oil Spill Contingency Plan seeks to ensure oil response readiness at all times. This readiness is critical to ADNOC's success in responding to emergencies.

ADNOC regularly tests its response procedures and organisational capabilities as part of an annual training and exercise plan within the ADNOC Group, as well as jointly with partners, contractors and local authorities. This involves simulation of multiple scenarios, which provide insights into the effectiveness of ADNOC's response capabilities and identify opportunities for improvement.

Local, regional and international collaboration

ADNOC is a member of the Regional Clean Sea Organisation (**RECSO**), a leading oil industry cooperative in the region that functions on the concept of "mutual aid" and a common objective to protect the marine environment from oil pollution. As a member, ADNOC contributes towards a regional reserve of oil spill response resources and provides expertise and skills that can be mobilised to prepare for and effectively contain major oil spills.

ADNOC hosted the first RESCO Envirospill Conference in 2019 to leverage international collaboration and experience in oil spill prevention. The event convened regional governments, international oil and gas companies and industry experts who shared recent technologies and best practices in oil spill prevention and response. ADNOC is also an active member in LASTFIRE, a consortium of international oil companies which review the risks associated with fires in storage tanks and develop best industry practice to mitigate these risks.

The potential threat of emergencies is not only limited within ADNOC's operations, but may also arise from industrial and commercial activities surrounding ADNOC's areas of operations. ADNOC's Corporate Crisis Management Team has collaborated closely with the UAE National Crisis and Emergency Management Authority and local authorities in responding to and containing several oil spill incidents. ADNOC's international collaboration includes exchanges of best practices with international partners and actively working with industry bodies to benchmark ADNOC's performance with industry peers.

Health and occupational safety

Across ADNOC's operations, the health and safety of employees is prioritised and considered fundamental to business success. ADNOC's unwavering commitment to excellence in HSE is captured by ADNOC's one hundred per cent. (100%) HSE pledge, which means ADNOC leaves no room for complacency, shortcuts or compromises.

ADNOC has also launched its "100% HSE Culture Transformation Strategy", which aims at strengthening safety culture through five (5) core elements: Visible Leadership Commitment; Effective Management Systems; HSE Engagement and Communication; Behavioural Safety; and HSE Functional Support.

ADNOC manages its safety performance through Specific, Measurable, Achievable, Realistic and Timely (SMART) leading and lagging HSE KPIs, that are accompanied by practical yet aspirational targets to stimulate continual improvement. Periodic and effective measurement provides timely feedback to enable appropriate responses from different parts of the organisation to drive and sustain systematic improvements in HSE performance.

As of 31 December 2023, across operations carried out by ADNOC Onshore, a total of one hundred and forty two point five (142.5) million man hours across its employees and contractors were recorded. There was no workforce fatality and there were twenty-two (22) total recordable injuries, resulting in a total recordable injury rate (TRIR) of 0.15. There were five (5) lost-time incidents, resulting in a lost-time incident rate (LTIR) of 0.04. These levels are significantly lower compared to the average reported by the IOGP's industry standards for 2023. Across operations carried out at Al Dhafra and Al Yasat, a total of nine point five (9.5) million man hours across its employees and contractors were recorded. There was no workforce fatality or injury.

In compliance with ADNOC's HSEMS, thorough investigations are conducted to understand underlying causes and evaluate barriers to preventing future occurrences. Learnings from incidents are shared across the ADNOC Group to leverage from the learnings to prevent or mitigate future HSE incidents as part of continual improvement.

ADNOC also has a separate management system designed with a specific focus on its contractors which supplements the strong HSE culture. Eighty (80) unified HSE standards have been implemented across the ADNOC Group to enhance the robustness of the HSE processes and safe working practices, in order to manage personnel, occupational health, operational safety and process safety risks. ADNOC established the HSE and Asset Integrity and Accountability Framework, which applies principles of fair and just consequence management of non-compliance with ADNOC's safety rules while also recognising safe and commendable behaviours. In addition, the annual risk-based HSE and Process Safety Assurance Programme was introduced and tailored to each company in the ADNOC Group based on each company's risk profile and HSE performance in leading and lagging indicators.

ADNOC utilises proactive and reactive measures aimed at recognising, evaluating and controlling occupational health risks. Occupational health risk assessment is performed across worker groups to determine current exposures to health hazards arising from various ADNOC work settings. Health impacts arising from such health hazards are monitored through appropriate periodic medical examinations and health screening and surveillance programmes. ADNOC seeks to ensure that exposures to health hazards are controlled to a minimum through proper application of workplace controls, where its effectiveness is monitored in various project phases of its facility through HSEIA reviews, HSEMS audits and quantitative assessment of worker exposures.

ADNOC's compliance standards and policies

As a responsible business, ADNOC is committed to operating with integrity and maintaining the highest professional and ethical standards in every aspect of the business, and in line with the ADNOC Group Code of Conduct and ADNOC values. As such, ADNOC maintains a compliance framework which reflects zero tolerance for corruption. The key standards and policies in place across the ADNOC Group are summarised below:

- ***Ethics and Compliance Standard***: this standard sets out the ADNOC Group's policy on lawful and ethical business conduct and demonstrates ADNOC's commitment to act with integrity in all its dealings. The policy sets out the responsibilities of all stakeholders, the key risks, external standards and internal compliance standards as well as all controls in place to manage and mitigate those risks.

- ***Anti-Bribery and Corruption Standard***: this standard sets out the strict procedures in place to mitigate and manage the risks of fraud, bribery or other corruption. All ADNOC Group companies and personnel are required to adhere strictly to the requirements of this standard.

- ***Sanctions and International Trade Controls Policy***: this standard sets out the ADNOC Group's policy on complying with and abiding by all applicable International Trade Controls. The policy requires each ADNOC Group company to put a compliance programme in place and carry out appropriate transaction and counterparty screening with the aim of minimising the risk of breaching any sanctions or controls.

- ***Integrity Due Diligence Policy and Procedures***: this policy and the accompanying procedures set out the process for mandatory due diligence screening of all third parties with whom ADNOC does business, including customers, suppliers and strategic partners, for any sanctions, corruption and other integrity-related issues.

- ***Supplier and Partner Code of Ethics***: this code sets out the minimum standard of ethical business practice expected from any supplier or partner to any part of the ADNOC Group, considering applicable laws and regulations in addition to the ADNOC Group's values. All suppliers and partners, including sub-contractors employed to undertake business of the ADNOC Group, are required to comply with this code.

- ***Code of Conduct***: this code demonstrates a collective commitment to act with integrity in all aspects of the ADNOC Group. It sets out the minimum standards of conduct expected from anyone working for, or representing, the ADNOC Group. The ADNOC values are the foundation of the business, operations

and relationships and inform the way all ADNOC employees conduct themselves with one another, ADNOC Group partners, suppliers and the communities in which the ADNOC Group operates.

ADNOC trains its employees on how to apply the ADNOC Group Code of Conduct in their day-to-day work through onboarding training for new joiners, annual refreshers for existing employees and targeted risk-based training. ADNOC also has a group-wide e-learning training module on the ADNOC Group Code of Conduct and key compliance policies, including anti-bribery and corruption, as a mandatory requirement for all employees.

Culture of communication

Throughout the ADNOC Group, ADNOC encourages an open culture of communication where employees, contractors and other stakeholders feel safe and comfortable about reporting any concerns regarding business ethics and integrity. ADNOC has zero tolerance for retaliation against anyone who in good faith reports misconduct or raises concerns.

Concerns can be raised through multiple channels: with line managers; senior management; or the ethics and compliance representative. Concerns can also be reported anonymously using the Takallam platform. Takallam, which translates to "Speak Up", is confidential and is independently managed by a third party. It is accessible inside or outside the ADNOC Group by phone or online in multiple languages. In 2023, ADNOC Onshore received forty-five (45) reported concerns through Takallam. Reported breaches of non-compliance are reviewed and investigations are undertaken in line with the ADNOC Group Investigations Standard.

Responsible supply chain management

ADNOC Group contractors and suppliers play an important role in ADNOC's continuous efforts to be a responsible oil and gas producer and ensure environmental, social and economic impacts are managed throughout the supply chain. ADNOC is committed to developing and maintaining a qualified, competitive and sustainable supply chain of partners and service providers, working closely with suppliers to mitigate risks in the value chain and ensure a responsible approach. The ADNOC Group screens all of the third parties that it does business with to ensure that they meet minimum standards required of business partners. The ADNOC Group also communicates its standards and performance expectations to contractors and suppliers and ensures that these are effectively integrated in contractual agreements and work execution plans.

All of the ADNOC Group contractors, suppliers and business partners are required to meet the principles set out in the ADNOC Supplier and Partner Code of Ethics. In addition, contractors working for the ADNOC Group are subject to UAE laws and regulations, ADNOC HSE standards and specifically ADNOC's standard on HSE and Welfare Contractor Management. The selection of contractors is based on a review of their leading safety indicators and whether they have the necessary organisation, leadership, culture and capabilities to undertake work in a safe, sustainable and responsible manner. This is further assessed through onsite audits to ensure that the required safety controls are in place and that worker rights and welfare, including wages and payments, annual leave and labour living conditions, follow the UAE Labour Law, international best practice and ADNOC's HSE and Welfare Management Standards. In line with ADNOC's vision for continuous improvement and enhancement, a new functionality has been introduced for the automation of contractor HSE performance evaluation, designed as a mechanism to ensure their engagement as stakeholders and encourage improvement in performance. To ensure the engagement of the best performing contractors across the ADNOC Group, a key element of ADNOC's management framework is an HSE performance and accountability mechanism that enables ADNOC to leverage the contractors' engagement and commitment through positive reinforcement and consequence management.

ADNOC uses a variety of virtual workshops and forums to support dialogue and feedback with contractors, extending its commitment to ethical business practices as defined in the Supplier and Partner Code of Ethics and HSE Management of Contractors Standard. ADNOC's supplier support service provides hotline and email support for suppliers so that they may communicate queries, suggestions and clarifications where needed. Performance evaluations through audits and reviews enable ADNOC to monitor compliance with performance standards,

worker welfare expectations and HSE plans. In addition, ADNOC has established an ICV programme to provide local businesses with commercial opportunities and drive private sector Emiratisation through its ICV programme. As part of the ICV programme, ADNOC announced on 5 October 2023 that it has signed agreements with thirty (30) UAE and international companies for local manufacturing opportunities across a wide range of critical industrial products worth AED 10 billion (USD 2.7 billion). The agreements outline the intention of the companies to manufacture these products in the UAE, supporting the 'Make it in the Emirates' initiative and the 'Abu Dhabi Industrial Strategy'. The products are part of the AED 70 billion (USD 19 billion) worth of products in ADNOC's procurement pipeline that it identified for domestic manufacturing in July 2022. In addition, ADNOC Logistics & Services announced on 29 March 2023 its Integrated Logistics Services Platform (**ILSP**), one of the largest turnkey offshore logistics offerings in the world that enables coordinated end-to-end management of logistics and maritime operations at its base in Mussafah, Abu Dhabi. As part of the launch of the ILSP project, ADNOC Logistics & Services signed a USD 2.6 billion (AED 9.5 billion) contract with ADNOC Offshore to provide integrated logistics services. It is intended that over eighty per cent. (80%) of the contract value will flow back into the UAE's economy through ADNOC's ICV programme.

Diversity and inclusion

Throughout the ADNOC Group, ADNOC is committed to a work environment that embraces diversity and inclusion, regardless of age, nationality, gender or religion. This is underpinned by core values to be respectful, collaborative, progressive, responsible and efficient. ADNOC's approach focuses on attracting, developing and retaining the best talent. The ADNOC Group values the benefits that a diverse workforce offers and in creating a respectful environment where employees can unlock their full potential.

ADNOC has successfully implemented policies and created an environment that attracts more female talent and provides opportunities for their professional growth. In 2019, the ADNOC Group adopted a gender balance strategy and framework aiming to attract and retain high-potential female talent, developing them as successful leaders, and promoting their leadership abilities both within and outside ADNOC. ADNOC has established a Gender Balance Committee as an advisory body with the objective of fostering a greater understanding of gender balance. ADNOC has a people strategy that adopts a holistic approach to attract, develop and engage its employees. To effectively execute this strategy, ADNOC has established centres of excellence focused on: talent acquisition; people development; enabling employment policies and practices; and a transparent performance and reward system.

To support female integration in its operations, ADNOC has invested in infrastructure and facilities at operational sites to create a suitable working environment and launched technical development programmes for women across its sites. More than eight hundred (800) women now work across ADNOC's operational sites, and ADNOC has appointed its first female Vice President for field operations, working on the fields comprising the Onshore Concessions. ADNOC has additionally appointed three female CEOs and one Executive Vice President within the ADNOC Group and in 2022 ADNOC Group female leadership reached twenty per cent. (20%). As part of the ADNOC 2030 Sustainability Strategy, ADNOC committed in 2020 to double female representation in specialised technical roles to twenty-five per cent. (25%) by 2030.

As at 31 December 2023, ADNOC Onshore had 7,334 employees, of which 1,328 (18%) were women and twenty per cent. (20%) of the leadership team were women.

Social performance

ADNOC established a Social Risk Management (**SRM**) Standard in October 2020 which provides the requirements to manage social risks for various projects, facilities, sites and activities to ensure the development of mutually beneficial relationships with communities and other stakeholders. Community-facing staff from all fields are nominated and trained, with all team members also being provided with SRM training. In addition, social risk assessment is being integrated to the HSEIA process. HSEIA studies for exploratory drilling in the Al Dhafra region are currently being carried out, including social baselines studies and impact assessment scope.

Community awareness brochures and training material were developed and used in the Al Nouf/BUH shutdown, Ghantoot drilling, Al Shuiba and BB-1225 well testing activities for community engagement. All activities which have the potential to impact public establishments are notified to the relevant governmental authorities through ADNOC.

Corporate social responsibility

Corporate Social Responsibility (**CSR**) activities and events are an important element of ADNOC's 2030 vision for a safer, more sustainable, and better-connected future for all Emiratis and residents of the UAE, with a focus on maintaining existing CSR programmes and expanding community partnerships.

In 2023, ADNOC continued to engage with several partners, including government authorities, non-governmental organisations, and educational institutes to progress CSR activities. In total, ADNOC has 45 CSR partners who help ADNOC to further its mission of making a positive impact and providing lasting value to everyone in the ADNOC and UAE communities. ADNOC's partners play a crucial role in helping ADNOC to identify and address key social and environmental issues, and in delivering effective and sustainable solutions. In addition, in 2023, ADNOC's CSR activities included investment in science, technology, engineering and mathematics (**STEM**) education initiatives, with more than 130,000 students participating in ADNOC programmes, including participation in virtual programmes that were launched to increase accessibility. ADNOC further developed its ADNOC STEM for Life programme, which is designed to prepare students for future-focused STEM careers and build connections between ADNOC and families throughout the UAE. ADNOC aims to have 500,000 students engaged in ADNOC STEM education initiatives by 2030.

In 2024, ADNOC aims to run CSR activities that demonstrate a commitment and focus to growth and learning, sports, health and wellbeing, culture and community, and natural heritage and environment. This includes a target of having 180,000 students engaged in ADNOC STEM education activities by the end of 2024 through the running of a net zero schools challenge, energy for life competitions, and the ADNOC unified robotic challenge for proof of delivery. ADNOC also targets the delivery of two environmental CSR projects in 2024 with the goal of promoting greater environmental responsibility and active volunteer participation. Additional CSR programmes that encourage community cohesion and interaction are also intended be undertaken by ADNOC.

Community involvement programmes

ADNOC is committed to respecting its neighbours, managing impacts and contributing to the communities in which it operates with the aim of developing sustainable and mutually beneficial relationships. In order to develop engagement with local stakeholders, in October 2020 ADNOC issued its first SRM standard as part of the HSEMS. The SRM, which follows the philosophy of the International Finance Corporation's Performance Standards for Impacts Management and complies with all national requirements, has been implemented across all project lifecycle stages – from concept to construction and from operations to decommissioning.

The SRM is a systematic approach to the identification and assessment of social impacts on communities and other stakeholders associated with an activity, project or process, and subsequent determination of appropriate mitigation and monitoring practices. A significant element of the SRM is stakeholder engagement at all stages of the process, both in the early stages to inform the design process and in the later stages of construction, operations and decommissioning. This stakeholder involvement aims to ensure regular communication and engagement with impacted communities, including a formal feedback and complaints resolution mechanism. SRM mandatory deliverables include social impact assessment of projects, social baseline studies and external stakeholders' engagement plans.

Human rights

ADNOC is wholly committed to complying with the UAE Labour Law with regard to its operations in the UAE, and also to the governing laws and requirements of other countries in which it operates. ADNOC has established ADNOC Human Capital Guidelines which aim to assure the human rights of its multinational employees and are

derived in alignment with the UAE Labour law, governmental policies of each country of operations and best practices from, among others, industry majors, the IOGP, the World Health Organisation and the International Labour Organisation. Given that a significant portion of ADNOC's activities are conducted through contractors, ADNOC has established specific HSE Standards such as Contractor HSE Management and Contractor Welfare Management to enhance the support of the contractor workforce's human rights. ADNOC conducts HSE performance evaluation, verification and audits on the management of contractors' HSE, welfare, wellbeing, health and human rights.

The ADNOC HSE Standards and Human Capital Guidelines strongly define the fundamental components of human rights, including: workplace; food; water; accommodation; healthcare; first aid; remuneration; and wages. ADNOC has also established supporting policies such as the whistle-blowing policy, which enables anonymous reporting of grievances in the Takallam system, and bribery and corruption policies. Initiatives such as the Employee Assurance Programme have been implemented by ADNOC with the aim of ensuring that the human rights of ADNOC employees and contractors are addressed.

MATERIAL AGREEMENTS

The following summaries of selected provisions of the material agreements are not considered or intended to be full statements of the terms of these agreements. Unless otherwise stated, any reference in this Base Offering Memorandum to any agreement will mean such agreement and all schedules, exhibits and attachments thereto as in effect on the date hereof. Definitions of capitalised terms used and not defined in this description are in Annex A and as provided elsewhere in this Base Offering Memorandum.

ASSIGNMENT AGREEMENT

The Assignment Agreement was executed on 1 January 2022 by and between ADNOC and the Company.

Term

The Assignment Agreement is effective from the date of execution and will continue for a period of thirty (30) years thereafter, unless:

(a) extended:

(i) for a duration mutually agreed to by ADNOC and the Company; or

(ii) automatically (subject to the Company notifying ADNOC otherwise) following the extension of the term of any applicable onshore concession agreement, in which case, the Assignment Agreement will be extended for a duration equal to the duration of the extension of such concession agreement;

(b) terminated by either ADNOC or the Company if:

(i) the other commits a material breach of the Assignment Agreement which is not capable of remedy or is capable of remedy and such material breach has not been remedied by the other party within sixty (60) days of receiving notice from the first party identifying the breach and requiring remediation of the same; or

(ii) an insolvency event specified in the Assignment Agreement occurs in relation to the other party; and

(c) terminated by the Company with immediate effect upon notice to ADNOC if:

(i) ADNOC fails to make payment when due under an invoice delivered pursuant to the terms of the Assignment Agreement and such payment remains unpaid sixty (60) days following such due date; or

(ii) the ADCO Concession Agreement is terminated prior to the expiry of the term of the Assignment Agreement.

Assignment of title

During the term of the Assignment Agreement, ADNOC assigns to the Company its title in its share (in barrels) of Murban crude oil produced by the onshore concession operations and available for delivery to ADNOC equal to the Volume Availability Commitment and any Additional Volume from time to time. Title in the assigned Murban crude oil will transfer from ADNOC to the Company when Murban crude oil is made available by ADNOC for delivery to the Company at the applicable delivery point.

Payment of consideration

The Company will pay to ADNOC in any manner and at any point in time, at the Company's discretion, an amount in US Dollars in consideration for the assignment of title to the Murban crude oil pursuant to the Assignment Agreement. The consideration payable shall be the net present value of the cash flows corresponding to the Volume Availability Commitment for the period from the effective date of the Assignment Agreement for the term of the Assignment Agreement, valued at forecasted OSP and the discount rate as reflected in the audited financial statements of the Company as of the date of execution of the Assignment Agreement.

Delivery of Murban crude oil

On each day of the term of the Assignment Agreement, ADNOC agrees to deliver to the Company an aggregate quantity of Murban crude oil not less than one (1) million barrels per day at the applicable delivery points (the **Volume Availability Commitment**) or if not delivered, make payment of the equivalent value of such Volume Availability Commitment in accordance with the cash-settlement provision.

ADNOC may at any time, in its sole and absolute discretion, notify the Company that it intends to deliver a quantity of Murban crude oil over and above the Volume Availability Commitment, being the **Additional Volume**, at certain delivery points and for a certain period of time, as notified by ADNOC to the Company in writing.

Cash settlement

Within fourteen (14) days of the last day of each reconciliation period (being a period of six (6) months (or any other period agreed) in each contract year), ADNOC shall deliver notices to the Company specifying the aggregate quantity of Murban crude oil actually delivered to the Company during such reconciliation period. ADNOC and the Company agree that within three (3) days (or such longer period as may be agreed) of receipt by the Company of such notice(s), the aggregate quantity of Murban crude oil actually delivered and the aggregate Volume Availability Commitment for:

(a) each contract year (except for the first and the last contract year) shall be compared by ADNOC and the Company:

  (i) for the six-month period commencing 1 January in each contract year (the **First Reconciliation Period**) (such comparison being the interim reconciliation); and

  (ii) for the twelve-month period of such contract year (such comparison being the final reconciliation),

  and, subject to the outcome of the comparisons referred to in paragraphs (i) and (ii), ADNOC may be required to make payments to the Company, or the Company may be required to reimburse (in whole or in part) payments previously made by ADNOC under this provision; and

(b) the first or the last contract year shall be compared by ADNOC and the Company for the duration of such contract year and, subject to the outcome of such comparison, ADNOC may be required to make a payment under this provision.

If, as a consequence of:

(a) the interim reconciliation, the aggregate quantity delivered is less than the aggregate Volume Availability Commitment (including if any portion of the aggregate Volume Availability Commitment is not delivered due to a Force Majeure Event), then the difference shall constitute the shortfall quantity for the applicable first reconciliation period. If a shortfall quantity occurs, ADNOC shall make a payment to

the Company equal to the shortfall quantity multiplied by the simple average OSP applicable during such first reconciliation period; and

(b) the final reconciliation, the aggregate quantity delivered is:

(i) less than the aggregate Volume Availability Commitment (including if any portion of the aggregate Volume Availability Commitment is not delivered due to a Force Majeure Event), then the difference shall also constitute a shortfall quantity for the applicable contract year. If a shortfall quantity occurs for such contract year, ADNOC shall make a payment to the Company equal to:

(A) the shortfall quantity multiplied by the simple average OSP applicable during such contract year; less

(B) the amount of any payments made by ADNOC pursuant to the interim reconciliation;

(ii) equal to or greater than the aggregate Volume Availability Commitment (including if any portion of the aggregate Volume Availability Commitment is not delivered due to a Force Majeure Event), then any payments made by ADNOC pursuant to this provision shall be reimbursed by the Company.

If, for the first or the last contract year, the aggregate quantity delivered is less than the aggregate Volume Availability Commitment (including if any portion of the aggregate Volume Availability Commitment is not delivered due to a Force Majeure Event), then the difference shall also constitute a shortfall quantity for such contract year. If a shortfall quantity occurs, ADNOC shall make a payment to the Company equal to the shortfall quantity multiplied by the simple average OSP applicable during such contract year.

The Company acknowledges and agrees that the failure by ADNOC to deliver any quantity of crude oil during the term of the Assignment Agreement shall not constitute a breach of the Assignment Agreement unless ADNOC fails to comply with its payment obligations under the cash settlement provisions.

If either ADNOC or the Company is obliged to make a payment (or reimburse a previous payment), then the following provisions shall apply:

(a) the party claiming payment shall promptly deliver to the other party an invoice for the applicable amount, with such amount becoming due and payable within thirty (30) days of the date of such invoice.

(b) Payments (or reimbursements of previous payments) shall be made in US Dollars by bank transfer without deduction or withholding (whether in respect of set-off, counterclaim, duties, taxes, charges or otherwise) for any reason whatsoever. Any bank charges incurred in connection with such payment (including charges relating to remittance instructions, payment transfers, telex charges and routing instructions) shall be borne by the Party making the payment (or reimbursement of a previous payment).

(c) Notwithstanding any dispute between ADNOC and the Company in respect of such payment, the full amount set out in any invoice delivered under this provision shall always be paid, pending the settlement of such dispute in accordance with the dispute resolution provisions under the Assignment Agreement.

Sales of Murban crude oil to other persons

If any Murban crude oil delivered under the Assignment Agreement is not taken pursuant to the Offtake Agreement, the Company has the right in certain circumstances to sell such untaken quantities provided that the Company complies with all terms of the Offtake Agreement when selling such Murban crude oil.

Planning and coordination

The Company acknowledges that there are operational procedures that apply between ADNOC and ADNOC Group members for allocating quantities of Murban crude oil for specific purposes, and to various customers, each month and these procedures will continue to apply after the effective date of the Assignment Agreement.

The Company appoints ADNOC as its designee for the purpose of the allocation, planning, nomination and marketing of assigned Murban crude oil, including the determination of the specific quantities of Murban crude oil that are to be delivered to the Company pursuant to the Assignment Agreement. This appointment may be revoked at any time by notice from the Company to ADNOC.

With respect to ADNOC acting as the designee of the Company:

(a) the Company agrees that:

(i) except in the case of gross negligence or wilful misconduct, ADNOC shall have no liability under the Assignment Agreement in connection with its role as designee of the Company;

(ii) it shall not bring, and shall procure that no ADNOC Group member brings, any claim or action against ADNOC in connection with its role as designee of the Company; and

(iii) the Company shall remain responsible for accepting delivery of Murban crude oil assigned to it at the applicable delivery points under and in accordance with the Assignment Agreement.

(b) Unless notified otherwise by the Company, ADNOC shall coordinate directly with ADNOC Group members in respect of all matters connected with the allocation, planning, nomination and marketing of crude oil, including the determination of the specific quantities of assigned Murban crude oil that are to be delivered to the Company at the delivery points in accordance with the Assignment Agreement.

Force majeure

Neither ADNOC nor the Company will be considered in default of the performance of its obligations under the Assignment Agreement to the extent that performance of such obligations is prevented, hindered or delayed because of any event or combination of events which is beyond the reasonable control of such party (such event or events being a **Force Majeure Event**), provided that:

(a) there is a direct causal relation between the prevention or delay claimed and the events invoked;

(b) such party will take all actions (at its own expense) which are reasonable under the circumstances to overcome any such cause of prevention or delay and to proceed with the performance of its obligations under the Assignment Agreement; and

(c) notice of any Force Majeure Event and any abatement thereof will be given immediately in accordance with the terms of the Assignment Agreement to the other party by the party claiming the benefit of a Force Majeure Event,

and in any event only for so long as such circumstances subsist.

The affected party will bear the burden of proving that a Force Majeure Event has occurred and that it is so affected.

The Force Majeure Event provisions will not be applicable to any obligation involving the payment of money that is due and payable under the Assignment Agreement (including any payment in respect of a shortfall quantity).

Payment upon termination

If the Assignment Agreement is terminated by the Company, ADNOC will make a termination payment as the sole and exclusive remedy of the Company, within thirty (30) days (or such longer period as the Company may agree) of the date of termination.

The termination payment shall be equal to the fair value of the assigned Murban crude oil set forth in the latest audited financial statements of the Company, as adjusted by the Company and verified by the external auditor of Company to reflect:

(a) a deduction of all payments made by ADNOC pursuant to the terms of the Assignment Agreement; and

(b) a deduction of all quantities of assigned Murban crude oil delivered under the Assignment Agreement,

during the period between the date of such audited financial statements and the date of termination of the Assignment Agreement.

Liability

Except in the case of the termination payment, neither party will be liable to the other party for any loss of profits, loss of production, loss of opportunity, loss of goodwill, loss of contract and/or any indirect or consequential loss or damages.

Assignment

The Company shall not assign, novate or otherwise transfer any of its rights, obligations or interests under and in connection with the Assignment Agreement without the prior written consent of ADNOC.

ADNOC shall not (and shall procure that no member of the ADNOC Group shall) assign, novate or otherwise transfer to any ADNOC Finance Subsidiary any of its rights, obligations or interests in, or connected with, ADNOC's share of Murban crude oil made available for delivery to ADNOC at the applicable delivery point and any purported or attempted assignment, novation or transfer by ADNOC (directly or indirectly through a member of the ADNOC Group) to any such ADNOC Finance Subsidiary shall be null and void and of no legal effect; provided that the foregoing shall not in any way limit the right of ADNOC (or any member of the ADNOC Group) to sell, assign, pledge, transfer or otherwise dispose of, or grant any option or security over:

(a) any Murban crude oil which has already been delivered to the Company pursuant to the Assignment Agreement and taken, lifted or stored pursuant to the Offtake Agreement or otherwise; or

(b) any portion of ADNOC's interest in:

  (i) the shares of any operating company carrying out the relevant concession operations; or

  (ii) any concessions which are the subject of the relevant concession operations,

in the case of paragraphs (b)(i) and (b)(ii) above, after receiving all approvals required by applicable law.

Governing law and dispute resolution

The construction, validity and performance of the Assignment Agreement is governed by the laws in force in Abu Dhabi and the applicable federal laws of the UAE. The parties shall in good faith and with a spirit of cooperation use all reasonable efforts to settle amicably any dispute that arises out of or relates to the Assignment Agreement or the breach, termination or validity thereof through constructive discussions and negotiations.

If a dispute has not been amicably settled by the parties within ninety (90) days of one party's notice of the dispute to the other party, either party may give notice to the other party to commence arbitration proceedings in accordance with the rules of arbitration of the International Chamber of Commerce (the **ICC Rules**) applicable at the time of conclusion of the Assignment Agreement by three (3) arbitrators to be appointed in accordance with the ICC Rules. The seat of the arbitration will be Abu Dhabi, UAE. The arbitration award shall be final and binding upon the parties. The arbitration proceedings will be confidential.

OFFTAKE AGREEMENT

The ADNOC Offtake Agreement was entered into on 1 January 2022 by and between the Company, ADNOC and ADNOC Trading and was amended on 28 June 2022.

Term

The Offtake Agreement is effective from the date of execution and will continue for a period of thirty (30) years thereafter, unless:

(a) extended:

(i) for a duration mutually agreed to by the Company, ADNOC and ADNOC Trading; or

(ii) automatically (subject to the Company notifying ADNOC and ADNOC Trading otherwise) following the extension of the term of any applicable onshore concession agreement, in which case, the Offtake Agreement shall be extended for a duration equal to the duration of the extension of such concession agreement;

(b) terminated by the Company with respect to ADNOC Trading and ADNOC with immediate effect upon notice to the other parties if:

(i) ADNOC Trading or ADNOC commits a material breach of the Offtake Agreement which is not capable of remedy or is capable of remedy and such material breach has not been remedied by such party within thirty (30) days of receipt of notice identifying the breach and requiring remediation of the same;

(ii) an insolvency event specified in the Offtake Agreement occurs in relation to ADNOC Trading and/or ADNOC; or

(iii) ADNOC Trading or ADNOC fails to make payment when due under an invoice duly delivered and such payment remains unpaid sixty (60) days following such due date,

provided that, if such termination is due to:

(A) a material breach or failure to pay by either ADNOC or ADNOC Trading pursuant to paragraphs (b)(i) or (b)(ii) above, then the termination of the Offtake Agreement shall only be in respect of the offtake arrangement in relation to which ADNOC or ADNOC Trading (as applicable) is in material breach or has failed to pay and the Offtake Agreement shall otherwise remain in full force and effect with respect to the other offtake arrangement; or

(B) an insolvency event occurring in relation to: (1) ADNOC Trading, then the Offtake Agreement shall only terminate with respect to the ADNOC Trading offtake arrangement and shall otherwise remain in full force and effect, including with respect to the ADNOC offtake arrangement; or (2) ADNOC, then the Offtake Agreement shall terminate in its entirety,

and provided further that each party shall promptly execute any amendment and perform such acts as may be required for the purpose of giving full effect to any partial termination of the Offtake Agreement.

(c) terminated by ADNOC Trading or ADNOC with immediate effect upon notice to the Company if the Company commits a material breach of the Offtake Agreement which is not capable of remedy; or is capable of remedy and such material breach has not been remedied by the Company within thirty (30) days of receiving notice from the terminating party identifying the breach and requiring remediation of the same, provided that the Offtake Agreement shall only terminate with respect to the offtake arrangement in relation to which the Company is in material breach and it shall otherwise remain in full force and effect with respect to the other offtake arrangement. Each party shall promptly execute any amendment and perform such acts as may be required for the purpose of giving full effect to any partial termination of the Offtake Agreement.

(d) terminated in its entirety by either ADNOC or ADNOC Trading with immediate effect upon notice to the other parties if an insolvency event occurs in relation to the Company;

(e) terminated in its entirety by the Company with immediate effect upon notice to the other parties if the ADCO Concession Agreement or the Assignment Agreement is terminated prior to the expiry of the term of the Offtake Agreement; or

(f) terminated in its entirety by the Company for its convenience, upon thirty (30) days' prior notice to the other parties.

Sale and purchase of Murban crude oil

Subject to the terms and conditions of the Offtake Agreement, the Company agrees to sell and deliver (to the extent delivered under the Assignment Agreement) Murban crude oil to ADNOC and ADNOC Trading at the applicable delivery point(s) and ADNOC and ADNOC Trading agree to purchase from the Company, take delivery of at the applicable delivery point(s), and pay for at the OSP, their respective allocated volumes of Murban crude oil.

The title in the Murban crude oil that is delivered under the Offtake Agreement will pass from the Company to ADNOC and ADNOC Trading (as applicable) as the Murban crude oil passes through the applicable delivery point. ADNOC and ADNOC Trading (as applicable) assume all risk of, and full responsibility for, any loss, deterioration, evaporation and damage of whatsoever nature to or in respect of such Murban crude oil howsoever caused arising after the Murban crude oil has passed through the applicable delivery point.

Planning and coordination

The Company acknowledges that there are operational procedures that apply among ADNOC Group members (including ADNOC and ADNOC Trading) for the offtake and delivery of Murban crude oil to various customers each month, and these procedures will continue to apply after the effective date of the Offtake Agreement.

Alternative buyer

If, at any time and for any reason, ADNOC Trading does not intend, or is not able, to take delivery of any quantity of Murban crude oil made available for delivery to ADNOC Trading under the Offtake Agreement, ADNOC shall purchase and take delivery of, and make payment to the Company at the OSP in respect of, such quantity.

The Company's right to sell crude oil to persons other than ADNOC and ADNOC Trading

Notwithstanding anything to the contrary in the Offtake Agreement, if:

(a) ADNOC Trading does not take delivery of a quantity of Murban crude oil agreed to be delivered to it, and ADNOC does not take delivery of such quantity as alternative buyer; or

(b) ADNOC does not take delivery of any quantity originally agreed to be delivered to ADNOC,

then ADNOC Trading or ADNOC (as applicable) shall notify the Company that neither ADNOC nor ADNOC Trading shall take delivery of such applicable quantity, and the Company shall be entitled to request that ADNOC Trading sell such applicable quantity to any Person with ADNOC Trading acting in relation to such sale either:

(i) as agent of the Company on terms to be mutually agreed by the Company and ADNOC Trading; or

(ii) in the case of on-exchange or cleared transactions or otherwise as may be agreed from time to time, on back-to-back terms to be established between ADNOC Trading and the Company at the time of consummation of the applicable sale contract between ADNOC Trading and its clearing broker, which shall be on a principal-to-principal basis.

Payment terms

ADNOC and ADNOC Trading both agree to pay to the Company from time to time amounts equal to the OSP multiplied by the quantities of Murban crude oil delivered to them at the applicable delivery point(s) each month during the term of the Offtake Agreement.

Within fourteen (14) days of the last day of each month, the Company shall deliver to each of ADNOC Trading and ADNOC an invoice for the amount payable in respect of the aggregate quantity of Murban crude oil delivered to each of ADNOC Trading and ADNOC during the previous month. From 1 January 2022 up to 28 June 2022, the date of the amendment to the Offtake Agreement (the **Amendment Date**), such amount became due and payable within thirty (30) days of the date of such invoice, if ADNOC was the buyer, and within sixty-five (65) days if ADNOC Trading was the buyer. On and from the Amendment Date, such amount becomes due and payable within thirty (30) days of the date of the relevant invoice in respect of ADNOC and ADNOC Trading. ADNOC Trading and ADNOC shall pay such amount in U.S. Dollars by bank transfer, without any deduction or withholding (whether in respect of set-off, counterclaim, duties, taxes, charges or otherwise) for any reason whatsoever. Any bank charges incurred in connection with such payment (including charges relating to remittance instructions, payment transfers, telex charges and routing instructions) shall be borne by ADNOC or ADNOC Trading (as applicable). Notwithstanding any dispute between the parties in respect of such payment, the full amount set out in the Company's invoice shall be paid by ADNOC or ADNOC Trading (as applicable), pending the settlement of such dispute in accordance with the provisions of the Offtake Agreement.

Force majeure

Neither the Company nor ADNOC and/or ADNOC Trading will be considered in default of the performance of its obligations under the Offtake Agreement to the extent that performance of such obligations is prevented, hindered or delayed because of any event or combination of events which is beyond the reasonable control of such Party (such event or events being a **Force Majeure Event**), provided that:

(a) there is a direct causal relation between the prevention or delay claimed and the events invoked;

(b) such party shall take all actions (at its own expense) which are reasonable under the circumstances to overcome any such cause of prevention or delay and to proceed with the performance of its obligations under the Offtake Agreement; and

(c) notice of any Force Majeure Event and any abatement thereof shall be given immediately in accordance with the terms of the Offtake Agreement to the other parties by the party claiming the benefit of a Force Majeure Event,

and in any event only for so long as such circumstances subsist.

The affected party shall bear the burden of proving that a Force Majeure Event has occurred and that it is so affected.

The Force Majeure Event provisions shall not be applicable to any obligation involving the payment of money that is due and payable under the Offtake Agreement, other than as to any specified means, currency or place of payment.

The parties acknowledge that the Offtake Agreement provides for an alternative arrangement that shall apply if ADNOC Trading is not able to take delivery of a quantity of Murban crude oil (in whole or in part) due to a Force Majeure Event.

Liability

No party shall be liable to any other party for any loss of profits, loss of production, loss of opportunity, loss of goodwill, loss of contract and/or any indirect or consequential loss or damages.

Assignment

The Company shall not assign, novate or otherwise transfer any of its rights, obligations or interests under and in connection with the Offtake Agreement without the prior written consent of ADNOC and ADNOC Trading, and any purported or attempted assignment, novation or transfer by the Company without such prior written consent of ADNOC and ADNOC Trading shall be null and void and of no legal effect.

Governing law and dispute resolution

The construction, validity and performance of the Offtake Agreement is governed by the laws in force in Abu Dhabi and the applicable federal laws of the UAE. The parties shall in good faith and with a spirit of cooperation use all reasonable efforts to settle amicably any dispute that arises out of or relates to the Offtake Agreement or the breach, termination or validity thereof through constructive discussions and negotiations.

If a dispute has not been amicably settled by the parties to the Offtake Agreement within ninety (90) days of one party's notice of the dispute to the other party(ies), any party may give notice to the other party(ies) to commence arbitration proceedings in accordance with the ICC Rules applicable at the time of conclusion of the Offtake Agreement by three (3) arbitrators to be appointed in accordance with the ICC Rules. The seat of the arbitration shall be Abu Dhabi, UAE. The arbitration award will be final and binding upon the disputing parties. The arbitration proceedings will be confidential.

CORPORATE SERVICES AGREEMENT

On 15 January 2022, the Company entered into a Corporate Services Agreement with ADNOC pursuant to which ADNOC agreed to provide the Company with certain administrative services and other support in the areas of: communications; treasury and finance; accounting and reporting; HSE and sustainability; legal and compliance support; governance; insurance; OneERP; IT; procurement; tax; reserves estimation; and record-keeping, to the extent the Company determines based on its business requirements. Pursuant to the terms of the Corporate Services Agreement, the Company and ADNOC have agreed that the service fees to be payable, for most services, will be the actual costs incurred by the service provider in providing such service to the Company. The fee payable by the Company for insurance services will be (a) the actual insurance premium paid by ADNOC on the Company's behalf; *plus* (b) the actual amount of any administrative costs, and/or out of pocket expenses, incurred by the service provider in procuring the relevant insurance policies for the Company which, in each case, may be calculated in accordance with ADNOC's internal back-charge procedures; *plus*; (c) consultancy fees calculated by reference to asset value, risk engineering, insurance consultancy and/or available man-hours in respect of the Company. The Corporate Services Agreement will have a term of thirty (30) years.

MANAGEMENT

SENIOR MANAGEMENT

The Company's management is conducted by a board of directors which consists of the following directors:

- **Ahmed Khalfan Al Mansoori** (chairman and director of the Company) is Senior Vice President, Treasury and Risk Management Division at ADNOC. During his 30-year tenure at ADNOC, Mr. Al Mansoori has held various roles in the Finance and Treasury function. His current responsibilities, among others, include financial risk assessment and contingency planning, financial evaluation of major projects, and financing strategy development and implementation. He also leads the relationship management between ADNOC and key financial institutions, banks, and credit rating institutions. He also oversees planning and managing of Risk Management and Insurance programmes. In addition to his Treasury responsibilities, Mr. Al Mansoori has acted as focal point for international banks and legal advisors for ADNOC financing activities and he has been personally involved with the transformation of ADNOC's financing strategy. Mr. Al Mansoori is a member and Chairman of the Board, Board Advisory Committee and Finance Advisory Committee for multiple subsidiaries and projects within the ADNOC Group. He is a board member of ADNOC Reinsurance Company, ADNOC Trading and Borouge PTE. Mr. Al Mansoori holds a bachelor's degree in economics from the University of La Verne, California, USA;

- **Khalfan Al Dahmani** (director of the Company) has over fifteen (15) years' extensive experience across the oil and gas value chain and is the Chief Financial Officer of the Upstream Directorate at ADNOC. Mr. Al Dahmani joined ADNOC in 2006 and has occupied multiple positions in ADNOC Upstream and Downstream. Mr. Al Dahmani holds a bachelor's degree in accounting from Swinburne University, Australia; and

- **Huda Abdulla Al Hanaee** (director of the Company) currently serves as Vice President, Financial Planning & Analysis at ADNOC. Previously, Ms. Al Hanaee served as Manager, Budgeting &Reporting from January 2021 to September 2023. She also served as Manager, Finance Support at ADNOC Onshore from November 2019 to December 2020 and prior to this role as Controller, Finance at ADNOC Onshore from September 2014 to August 2019. Ms. Al Hanaee holds a Bachelor’s Degree in Business Administration and Higher Diploma in Accounting from Abu Dhabi Women’s College, Higher Colleges of Technology. Ms. Al Hanaee is also a Chartered Accountant certified by Association Certified Chartered Accountant (ACCA) and United Arab Emirates Chartered Accountant (UAECA); and

- **Ahmed Al Shamsi** (director of the Company) is the current Senior Vice President, Accounting, Statutory Reporting and Tax at ADNOC with more than 17 years’ experience in the oil and gas industry. Mr. Al Shamsi is also Chief Executive Officer of Abu Dhabi Landmark Leasing Holding Company managing ADNOC’s overall real estates. Previously, Mr. Al Shamsi has served as the Vice President in various leadership roles in Finance functions within the ADNOC group including Management Reporting and Statutory Reporting Mr. Al Shamsi is also an audit committee member at various affiliates of the Company such as AIQ, ADNOC Offshore and ADNOC Sour Gas as well as a board member of ADCOP. Mr. Al Shamsi holds a Bachelor’s Degree of Accounting from United Arab Emirates University and a Master’s Degree in Business Administration from Canadian University. Mr. Al Shamsi is, among other qualifications, a certified professional manager and market analysis designate.

Conflict of Interest

As at the date of this Base Offering Memorandum, there are no conflicts of interest between the duties of these members of the Company's board to the Company and their private interests or their other duties.

MAJOR SHAREHOLDERS

ADNOC is the sole shareholder of the Company. ADNOC has strict compliance policies in place including codes of conduct, a corporate governance framework and key checks and balances across all levels of governance to both mitigate the risk of, and prevent any purported abuse of control over, the Company.

RELATED PARTY TRANSACTIONS

ASSIGNMENT AGREEMENT

See "*Material Agreements*".

OFFTAKE AGREEMENT

See "*Material Agreements*".

CORPORATE SERVICES AGREEMENT

See "*Material Agreements*".

BRAND USAGE AGREEMENT

On 15 January 2022, the Company entered into the Brand Usage Agreement with ADNOC pursuant to which ADNOC has granted the Company a limited, royalty-free, revocable, non-transferable, non-sublicensable, non-exclusive licence to use certain of ADNOC's trademarks, logo and materials in Africa, Asia, Europe, the countries of the Gulf Cooperation Council, North America and any other countries or territories as may be agreed to in writing from time to time, in connection with all operations related to the sale of crude oil and any other activities that the Company is currently engaged in. The Brand Usage Agreement will continue in force unless terminated by ADNOC on twelve (12) months' prior written notice to the Company.

ADNOC VAT GROUP RISK MANAGEMENT DEED

On 6 October 2021, the Company entered into an ADNOC VAT Group Risk Management Deed with ADNOC (in its capacity as the representative member of the ADNOC VAT group) and other members of the ADNOC VAT group as set out therein. The Company entered into the ADNOC VAT Group Risk Management Deed to record certain matters relating to the joint and several liability of the ADNOC VAT group. Pursuant to the ADNOC VAT Group Risk Management Deed, when determining the liability for VAT, a supply of goods or a supply of services as interpreted under the relevant VAT law and executive regulations (**Supply** or **Supplies**) will not be automatically deemed to have been made by or to ADNOC but will instead be attributed to the relevant VAT group member that was a party to that Supply. Under the ADNOC VAT Group Risk Management Deed, the Company, along with the other VAT group members signatories to the deed, agrees and acknowledges that it will be severally (and not jointly) liable for any VAT imposed, on or in connection with, any errors included in, any omissions from, any late or incomplete submission of, or any failure to submit, any VAT return, in each case to the extent that such error, omission or other compliance failing relates to a Supply to which the relevant VAT group member was a party or results from the conduct of that member. The Company, along with the VAT group members signatories to the deed, also agrees that the Representative Member (as defined in the ADNOC VAT Group Risk Management Deed) will not be liable for any VAT imposed on or in connection with any errors, omissions or other compliance failing in respect of any VAT return. The Company, along with the other VAT group members, also agrees to indemnify and hold harmless the Representative Member against any and all claims, losses, damages, costs, expenses and liabilities arising in respect of or in connection with VAT, any VAT return, and ADNOC's role as representative member for the purposes of VAT law of the ADNOC VAT group.

OVERVIEW OF THE UAE AND ABU DHABI

INTRODUCTION

The Government of Abu Dhabi is the one hundred per cent. (100%) owner of ADNOC and ADNOC is the one hundred per cent. (100%) owner of the Company. Accordingly, this section provides an overview of the UAE and Abu Dhabi and focuses on the economy of Abu Dhabi.

THE UAE

The UAE is a federation of seven (7) Emirates. Formerly known as the Trucial States, they were a British protectorate until they achieved independence in December 1971 when six (6) of the seven (7) Emirates merged to form the UAE (with Ras-al-Khaimah joining in February 1972). Each Emirate has a local government headed by the Ruler of the Emirate. The Government of the UAE is headed by the President. The federal budget is principally funded by Abu Dhabi.

The federation is governed by the Supreme Council of the Rulers, which consists of the Rulers of the (7) seven Emirates. The Supreme Council elects from its own membership the President and the Vice President (for renewable five-year terms). H.H. Sheikh Zayed bin Sultan Al Nahyan, the late Ruler of Abu Dhabi, held the position of President from 1971 until his death in November 2004. During his long presidency, H.H. Sheikh Zayed bin Sultan Al Nahyan oversaw substantial investment in the infrastructure of the UAE, which transformed the country. Following his death, his son, the late H.H. Sheikh Khalifa bin Zayed Al Nahyan, took over as Ruler of Abu Dhabi and was elected as President of the UAE until his death in May 2022. Following his death, his brother, H.H Sheikh Mohamed bin Zayed Al Nahyan became President of the UAE. On 30 March 2023, it was announced that the President of the UAE, H.H Sheikh Mohamed bin Zayed Al Nahyan, named his eldest son, Sheikh Khaled bin Mohamed bin Zayed Al Nahyan, as crown prince of Abu Dhabi.

Based on International Monetary Fund (**IMF**) estimates for 2023 (extracted from the IMF's World Economic Database (October 2024)), the UAE has the second largest economy among the 32 Middle East and Central Asian emerging market and developing economies measured by the IMF after Qatar (based on nominal GDP per capita converted into U.S. dollars).

According to OPEC data, at 31 December 2023, the UAE had crude oil reserves estimated to be 113,000 million barrels, equal to 7.2 per cent. of OPEC's estimate for the world's total crude oil reserves, giving it the fifth largest oil reserves in the world. As at the same date, OPEC estimated the UAE's natural gas reserves to be 8,210 billion standard cubic metres (or 290 trillion standard cubic feet), equal to 4.0 per cent. of OPEC's estimate for the world's total natural gas reserves, giving it the sixth largest natural gas reserves in the world.

The UAE enjoys generally good relations with the other states in the GCC, although it has a longstanding territorial dispute with Iran over three islands in the Gulf and, as such, is not immune to regional political risks. In 2020, the UAE signed the Abraham Accords, bilateral agreements on Arab-Israeli normalisation. The UAE is a member of leading regional and international bodies and organisations, including the GCC, the Economic and Social Council of the Arab League, the United Nations Economic and Social Commission for Western Asia, the Standing Committee for Economic and Commercial Cooperation of the Organisation of the Islamic Cooperation and the World Trade Organization.

ABU DHABI

Abu Dhabi is the largest of the seven Emirates and the city of Abu Dhabi is also the capital of the UAE federation.

Abu Dhabi represents approximately 96 per cent. of the UAE's total crude oil reserves, giving it conventional reserves of approximately 108 billion barrels. At the current Field Sustainable Oil Production Rate (FSOPR), Abu Dhabi's oil reserves are expected to last in excess of 80 years. In terms of production capacity, Abu Dhabi's onshore facilities currently exceed its offshore facilities. Abu Dhabi's extraction costs are considered to be low.

SUMMARY STATISTICAL DATA

Nominal GDP

The table below shows Abu Dhabi's nominal GDP and its percentage growth rate, the UAE's nominal GDP and the percentage contribution of Abu Dhabi's nominal GDP to the UAE's nominal GDP for each of the years indicated.

	2019	2020	2021	2022	2023	2024
	(*AED million, except percentages*)					
Abu Dhabi nominal GDP	880,203	678,841	869,485	1,112,507	1,084,611	1,132,652[(1)]
Percentage change in Abu Dhabi nominal GDP.....	(5.6)	(22.9)	28.1	28.0	(2.5)	4.4
UAE nominal GDP.....	1,535,067	1,283,440	1,524,744	1,846,283	1,888,144[(2)]	-
Abu Dhabi as a percentage of UAE.....	57.3	52.9	57.0	60.3	58.3	-

_____
Notes:
(1) Preliminary estimate by the Statistics Centre – Abu Dhabi (**SCAD**).
(2) Preliminary estimate by the UAE Federal Competitiveness and Statistics Centre (**FCSC**).
Sources: SCAD (Abu Dhabi data) and FCSC (UAE data).

In 2020, Abu Dhabi's nominal GDP fell by 22.9 per cent. compared to 2019, principally reflecting the impact of COVID-19 and the measures put in place to restrict its transmission, coupled with low oil prices for most of the year. In 2021, Abu Dhabi's nominal GDP grew by 28.1 per cent. compared to 2020 as the economy recovered from the impact of COVID-19 and oil prices continued to recover. In 2022, Abu Dhabi's nominal GDP grew by 28.0 per cent. compared to 2021, driven by a sharp increase in oil and gas prices following Russia's invasion of Ukraine in February 2022 and consistently high oil and gas prices for the remainder of the year. In 2023, Abu Dhabi's nominal GDP fell by 2.5 per cent. compared to 2022 as non-oil GDP growth of 12.5 per cent. was more than offset by a 15.9 per cent. decline in oil GDP. In 2024, based on preliminary estimates by SCAD, Abu Dhabi's nominal GDP grew by 4.4 per cent. compared to 2023, with non-oil GDP growing by 7.5 per cent. and oil GDP falling by 0.2 per cent.

Abu Dhabi's nominal GDP is generated principally by the hydrocarbon sector (mining and quarrying), which contributed 38.1 per cent. of Abu Dhabi's nominal GDP in 2019, 31.5 per cent. in 2020, 40.9 per cent. in 2021, 48.0 per cent. in 2022, 40.3 per cent. in 2023 and, based on preliminary estimates by SCAD, 38.5 per cent. in 2024. Outside the hydrocarbon sector, the principal contributors to Abu Dhabi's nominal GDP in each of 2019, 2020, 2021, 2022 and 2023 have been:

- construction (which accounted for 9.3 per cent. of Abu Dhabi's nominal GDP in 2023);
- financial and insurance activities (which accounted for 7.9 per cent. of Abu Dhabi's nominal GDP in 2023);
- manufacturing (which accounted for 7.5 per cent. of Abu Dhabi's nominal GDP in 2023);
- wholesale and retail trade, repair of motor vehicles and motorcycles (which accounted for 6.0 per cent. of Abu Dhabi's nominal GDP in 2023);
- public administration and defence, compulsory social service (which accounted for 5.9 per cent. of Abu Dhabi's nominal GDP in 2023); and
- electricity, gas and water supply; waste management activities (which accounted for 4.9 per cent. of Abu Dhabi's nominal GDP in 2023).

Together, these non-hydrocarbon sectors accounted for 41.8 per cent. of nominal GDP in 2019, 46.2 per cent. in 2020, 40.5 per cent. in 2021, 35.6 per cent. in 2022 and 41.5 per cent. in 2023.

Real GDP

In common with general practice among hydrocarbon-producing countries, Abu Dhabi's real GDP is calculated using hydrocarbon prices from a base year (in Abu Dhabi's case, 2014) and adjusted by the GDP deflator for the year concerned, which is calculated by weighting inflation in different sectors of the economy. The use of constant hydrocarbon prices eliminates the effect of volatile price changes in hydrocarbon products on real hydrocarbon GDP and instead shows only the effects of production changes. The production figures that are included in the calculation of hydrocarbon real GDP include both oil and gas production, as well as the production of certain related products.

Abu Dhabi's real GDP contracted at annual rates of 1.5 per cent. in 2019 and 7.7 per cent. in 2020, and grew by 3.4 per cent. in 2021, 9.3 per cent. in 2022, 3.1 per cent. in 2023 and, based on preliminary estimates by SCAD, 3.8 per cent. in 2024.

The table below shows the year-on-year growth rates in Abu Dhabi's hydrocarbon sector real GDP, its non-hydrocarbon sector real GDP and its total real GDP for each of the years indicated.

	2019	**2020**	**2021**	**2022**	**2023**[(1)]
			(*per cent.*)		
Hydrocarbon sector real GDP	(3.2)	(3.9)	(0.1)	9.2	(3.1)
Non-hydrocarbon sector real GDP	0.2	(11.5)	7.2	9.2	9.1
Total real GDP	(1.5)	(7.7)	3.4	9.2	3.1

Note:
(1) Preliminary estimates.
Source: SCAD

Real growth in the hydrocarbon sector has been driven by production changes. The non-hydrocarbon sector of the economy grew by 0.2 per cent. in 2019, contracted by 11.5 per cent. in 2020 and grew by 7.2 per cent. in 2021, 9.2 per cent. in 2022 and by 9.1 per cent. in 2023. The low growth rate in 2019 principally reflected continued corporate restructuring, a slowdown in government investment, declining real estate prices and construction activity and tightening fiscal conditions, in part due to rising U.S. interest rates which strengthened the U.S. dollar. In 2020, the non-hydrocarbon sector of the economy was impacted by restrictions imposed to combat COVID-19, including lockdowns and travel restrictions, as well as the slump in oil prices in mid-year and only a gradual recovery during the second half of 2020. In 2021, the non-hydrocarbon sector began to recover as COVID-19 restrictions were eased, oil prices generally recovered and the world economy grew. In 2022 and 2023, the non-hydrocarbon sector grew strongly as economic recovery continued.

The table below shows Abu Dhabi's real GDP, its percentage growth rate, the UAE's real GDP and the percentage contribution of Abu Dhabi's real GDP to the UAE's real GDP for each of the years indicated.

	2019	**2020**	**2021**	**2022**	**2023**	**2024**[(1)]
			(*AED million, except percentages*)			
Abu Dhabi real GDP (constant 2014 prices)	1,062,929	980,621	1,014,198	1,107,941	1,135,084	1,178,445
Percentage change in Abu Dhabi real GDP	(1.5)	(7.7)	3.4	9.2	2.4	3.8
UAE real GDP (constant 2010 prices)	1,517,759	1,442,523	1,505,341	1,618,388	1,676,952	-
Abu Dhabi as a percentage of UAE[(2)]	70.0	68.0	67.4	68.5	68.1	-

Notes:

(1) Preliminary estimates.
(2) Calculation impacted by different base years.
Sources: SCAD (Abu Dhabi data) and FCSC (UAE data)

Abu Dhabi's real GDP had a compound annual growth rate of 1.45 per cent. between 2019 and 2023. The fastest growing sectors between 2019 and 2023 were:

- human health and social work, with a compound annual growth rate of 8.30 per cent.;
- information and communication, with a compound annual growth rate of 5.28 per cent.;
- activities of households as employers, with a compound annual growth rate of 4.57 per cent.;
- wholesale and retail trade, repair of motor vehicles and motorcycles, with a compound annual growth rate of 4.43 per cent.; and
- education, with a compound annual growth rate of 4.28 per cent.

Population

The FCSC estimated the population of the UAE as a whole to be approximately 10.7 million as at 31 December 2023. The most recent public estimate of population in Abu Dhabi was made by SCAD, which estimated the usual resident population of Abu Dhabi to be approximately 3.8 million as at 30 June 2023.

The populations of both the UAE and Abu Dhabi have grown significantly since 1985, reflecting an influx of foreign labour, principally from Asia, as the Emirates have developed. The table below illustrates this growth since 1985, using census data for each of 1985, 1995, 2005 and 2023.

	1985	**1995**	**2005**	**2023**
Abu Dhabi population	566,036	942,463	1,399,484	3,789,860
Total UAE population	1,379,303	2,411,041	4,106,427	10,678,556

Sources: SCAD (Abu Dhabi population figures) and FCSC (UAE population figures).

Abu Dhabi inflation

The table below shows the consumer price index (**CPI**) and the percentage change, year on year, of consumer prices in Abu Dhabi for each of the years indicated.

	2019	**2020**	**2021**	**2022**	**2023**[(1)]
Consumer price index (2021 = 100)	100.9	98.5	100.0	105.6	105.6
Consumer prices (percentage change, year on year)	(0.8)	(2.4)	1.5	5.6	0.0

Source: SCAD
Note:
(1) Based on preliminary estimates.

The Abu Dhabi CPI has 13 expenditure groups. The four groups with the largest weighting in the Abu Dhabi CPI (which applied across all periods presented) are (i) housing, water, electricity, gas and other fuels (33.6 per cent.); (ii) transportation (14.0 per cent.); (iii) food and beverages (12.0 per cent.); and (iv) education (7.6 per cent.). Together, these four groups account for 67.2 per cent. of the CPI.

In 2019, Abu Dhabi experienced deflation at a rate of 0.8 per cent. The principal contributor to this was the housing, water, electricity, gas and other fuels component due to a continuing decline in house prices and rents and declines in utilities prices. In addition, lower oil prices resulted in lower domestic fuel prices which impacted the transportation component and there was deflation in the food and beverages component.

The CPI fell by 2.4 per cent. in 2020. This principally reflected lower recreation and culture prices, lower housing, water, electricity, gas and fuel prices and lower transport prices. These decreases were partially offset by an increase in food and beverage prices.

In 2021, the CPI increased by 1.5 per cent., principally reflecting higher transport prices that were driven by higher oil prices.

In 2022, the CPI increased by 5.6 per cent. Prices during 2022 were affected by geopolitical developments taking place in several regions of the world, which put pressure on supply chains, driving up international commodity prices, particularly oil, raw materials and food prices.

In 2023, the CPI was stable compared to 2022, reflecting general stability in economic indicators. Within the individual components, some (for example, restaurants and hotels, food and beverages and health) increased while others (for example, transportation and recreation and culture) decreased.

In the first six months of 2024, the CPI was 105.6 in each of January and February, 105.8 in March, 106.0 in April, 106.6 in May and 106.2 in June.

ABU DHABI'S CREDIT RATINGS

Abu Dhabi has a long-term foreign currency debt rating of AA with a stable outlook from S&P, a government bond rating of Aa2 with a stable outlook from Moody's and a long-term foreign currency issuer default rating of AA with a stable outlook from Fitch Ratings Ltd.

S&P noted in its 27 May 2024 report that it could consider lowering Abu Dhabi's rating if Abu Dhabi's strong government balance sheet and net external asset position deteriorate materially. It also noted that it could raise its ratings on Abu Dhabi if it observed a reduction in geopolitical risks or an increase in economic diversification more in line with similarly rated peers and that there could also be upward pressure on the ratings if there is evidence of pronounced improvements in data transparency on fiscal assets and external data. Further, measures to improve the effectiveness of monetary policy in the emirate, such as establishing deep domestic capital markets, could be positive for the ratings.

Fitch Ratings Ltd. noted in its 25 June 2024 report that the factors that could, individually or collectively, lead to a negative rating action/downgrade are (i) a substantial erosion of Abu Dhabi's fiscal and external positions, for example due to a sustained decline in oil prices, or a materialisation of contingent liabilities or (ii) a geopolitical shock that negatively affects economic, social or political stability in Abu Dhabi. It also noted that improvement in structural factors, such as a reduction in oil dependence, a strengthening in governance and the economic policy framework and a reduction in geopolitical risk while maintaining strong fiscal and external balance sheets could, individually or collectively, lead to a positive rating action/upgrade.

Moody's noted in its 15 October 2024 credit opinion that downward pressure on the rating could develop if a prolonged period of significantly lower oil prices, well below Moody's current baseline assumption, resulted in a material erosion of the Government of Abu Dhabi's balance sheet. Moody's also noted that downward pressure would also likely emerge from a significant escalation of regional geopolitical tensions materially and durably threatening Abu Dhabi's ability to produce and export oil or to further develop its non-hydrocarbon economy. Furthermore, a sharp increase in contingent liabilities and the likelihood of their crystallisation on the Government of Abu Dhabi's balance sheet would also likely exert downward pressure on its rating. Moody's also noted that Abu Dhabi's rating could be upgraded if Moody's assessed that Abu Dhabi's resilience to carbon transition scenarios has materially increased, particularly through greater diversification of its economy and fiscal revenue sources. In addition, greater transparency around the fiscal policy framework, material improvements in data disclosure practices and a significant and durable decline in regional geopolitical risks would also exert upward pressure on Moody's assessment of the Government of Abu Dhabi's creditworthiness.

ABU DHABI GOVERNMENT STRUCTURE

Executive authority in Abu Dhabi is derived from the Ruler, H.H. Sheikh Mohamed bin Zayed Al Nahyan. The principal executive authority below the Ruler is the Executive Council which comprises members appointed by the Ruler.

Departments, authorities and councils are under the authority of the Ruler or the Executive Council. Departments manage administration within the Emirate and each department manages a specific portfolio. Departments include, for example, the Department of Finance, the Department of Energy, the Department of Economic Development, the Department of Municipalities and Transport, the Department of Education and Knowledge and the Department of Culture and Tourism. Authorities manage the Emirate's resources and strategies and include the Accountability Authority and the Abu Dhabi Creative Media Authority. Councils act as controlling bodies for certain Government of Abu Dhabi initiatives, projects and industry sectors by setting and monitoring policies, regulations and standards and include the Council for Economic Development.

Abu Dhabi Law No. 24 of 2020 established the SCFEA to set public policy for financial, investment, economic, petroleum and natural resources affairs in the Emirate, enhancing their importance, preserving gains and supporting Abu Dhabi's future growth. The SCFEA assumed all the competencies and powers previously exercised by the Executive Council in relation to ADIA, ADNOC, Mubadala, ADQ and, upon designation by a resolution of the chairman of the board of the SCFEA, other governmental entities, institutions and companies in which the Government of Abu Dhabi holds a stake. The Supreme Petroleum Council's regulatory powers in respect of the petroleum industry were transferred to the SCFEA. The law stipulates that the Chairman of the SCFEA is the Ruler of Abu Dhabi, and the Vice-Chairman is the Crown Prince of Abu Dhabi.

The Government of Abu Dhabi owns or has significant shareholdings in a number of companies. The most important companies wholly owned by the Government of Abu Dhabi are:

- ADNOC, which manages all aspects of the emirate's oil and gas industry;
- ADIA, which is the vehicle through which the Government of Abu Dhabi has historically invested its surplus hydrocarbon revenues
- Mubadala, which was formed in early 2017 and is a global investment business focused on sustainable financial returns to help realise the Government of Abu Dhabi's vision for a globally integrated and diversified economy; and
- ADQ, which was established in 2018 and is an investment holding company mandated to accelerate the transformation of the Emirate into a knowledge-based economy.

ABU DHABI'S ECONOMIC STRATEGY

The Government of Abu Dhabi's development strategy is articulated in the Abu Dhabi Policy Agenda 2007–2008 (the **Policy Agenda**) and the Abu Dhabi Economic Vision 2030 (the **2030 Economic Vision**). Drawing on the Policy Agenda, the 2030 Economic Vision sets forth a road map for developing the Government of Abu Dhabi's strategy for economic development over the period to 2030.

The Policy Agenda establishes broad, long-term policy goals to drive economic, social and geopolitical/governance change in Abu Dhabi. The pillars of the Policy Agenda are economic development, social and human resources development, infrastructure development and environment sustainability and optimisation of the operations of the Government of Abu Dhabi.

Based on the principles set out in the Policy Agenda, in January 2009 the Government of Abu Dhabi announced a long-term vision to turn the Emirate into a knowledge-based economy and reduce its dependence on the oil sector. The 2030 Economic Vision was designed as a comprehensive plan to diversify the Emirate's economy

and grow the contribution of the non-oil sector significantly by 2030. It examined the then current economic environment in Abu Dhabi and identified key areas for improvement in order to achieve the goals laid out in the Policy Agenda. The 2030 Economic Vision identified two (2) underlying economic policy priorities: the need to build a sustainable economy; and the need to ensure that social and regional development is balanced to bring the benefits of economic growth and well-being to the entire population of the Emirate. For both of these economic policy priorities, a number of specific core economic objectives have been identified. These include: enhancing competitiveness, productivity and diversification which is intended to reduce the volatility of growth; enlarging the enterprise base by encouraging entrepreneurs, small enterprises and foreign direct investment; and enabling the development of new national champion enterprises to act as economic anchors. In addition, to ensure that social and regional development reaches all sections of society, the 2030 Economic Vision envisaged action to enable the Emirate's youth to enter the workforce, to maximise the participation of women and to continue to attract skilled labour from abroad.

The 2030 Economic Vision aims to achieve its goals by focusing resources on twelve (12) sectors to drive Abu Dhabi's future growth. These sectors are:

- oil and gas;
- petrochemicals;
- metals;
- aviation, aerospace and defence;
- tourism;
- telecommunication services;
- financial services;
- education;
- healthcare equipment and services;
- pharmaceuticals, biotechnology and life sciences;
- transportation, trade and logistics; and
- media.

The 2030 Economic Vision seeks to grow Abu Dhabi's GDP significantly. This growth is not expected to be consistent throughout the period as different economic cycles and the fluctuation in oil prices will mean that rates of growth will vary from time to time, and such variations may be material from one economic period to another. The Government of Abu Dhabi also intends to foster non-oil GDP growth. These economic gains are expected to be achieved with the support of a sound monetary and fiscal policy designed to support Abu Dhabi's businesses in increasingly competitive global markets. However, no assurance can be given that these economic gains will be achieved as anticipated or at all.

The 2030 Economic Vision is also intended to evolve as the Government of Abu Dhabi assesses the completion of its goals and then adapts the objectives from time to time in line with its economic policy priorities and core economic objectives.

The principal vehicles for implementing the Policy Agenda and the 2030 Economic Vision are the Government of Abu Dhabi's wholly owned companies, including Mubadala and ADQ. The Government of Abu Dhabi believes

that the use of wholly owned companies to implement its strategy has multiple benefits, including higher levels of accountability as the companies are required to adopt high corporate governance standards, cost effectiveness as the companies have been able to raise significant funds from the private sector and significant knowledge transfer and employment opportunities for UAE nationals from the joint ventures entered into by these companies with foreign partner companies. These companies are making significant investments, including in international oil and gas assets, energy and utilities, the semi-conductor industry, real estate and infrastructure, the aerospace industry, alternative energy development, healthcare and life sciences, transport and logistics, food and agriculture, financial and other services and information, communications and technology. As part of this economic strategy, on 28 November 2022, the ADNOC Board of Directors approved ADNOC's five (5) year business plan and capital expenditure of USD 150 billion for the years 2023 to 2027. As part of this plan, ADNOC aims to add USD 48 billion to the UAE economy through its ICV programme.

PRIVATISATION

One of the key strategies of the Government of Abu Dhabi is to raise productivity in the economy, including through privatisation and public private partnerships. On 3 October 2021, ADNOC Drilling was listed in an initial public offering (**IPO**) on the ADX, raising over $1.1 billion. On 27 October 2021, Fertiglobe became the first free zone company to be listed and traded on an onshore stock exchange in the UAE when it raised over $795 million in an IPO and listing on the ADX. On 3 June 2022, Borouge was listed in an IPO on the ADX, raising over $2 billion. On 13 March 2023, ADNOC Gas was listed in an IPO on the ADX, raising approximately $2.5 billion. On 1 June 2023, ADNOC L&S plc was listed in an IPO on the ADX, raising approximately $769 million.

FREE ZONES

In the UAE, foreign corporate entities can freely operate in free zones and free zone entities can be 100 per cent. foreign-owned. Free zone entities are exempt from paying corporate tax for 15 years, renewable for an additional 15 years, and individuals are exempt from paying income tax. There are no currency restrictions levied on the capital or the profits of free zones entities and 100 per cent. of their capital and/or profit can be repatriated. In addition, there is an easily available and relatively inexpensive workforce, no restrictions on the issuance of work permits and residence visas, availability of plots of land, prebuilt warehouses and offices on an annual lease basis, affordable workers' accommodation and minimal legal and administrative procedures to commence operations.

Through Khalifa Economic Zones Abu Dhabi Group (KEZAD Group), AD Ports Group operates 12 economic zones with a total area of 550 km^2, including 100km^2 designated as free zones as at 31 December 2022. In addition, the Masdar Initiative includes a free zone, Abu Dhabi Airports operates a free zone at Zayed International Airport and the Abu Dhabi Global Market is a financial free zone.

SUMMARY OF THE PRINCIPAL TRANSACTION DOCUMENTS

The following is a summary of certain provisions of the principal Transaction Documents and is qualified in its entirety by reference to the detailed provisions of the principal Transaction Documents. Copies of the Transaction Documents (save for (a) schedule 1 to each Supplemental Purchase Agreement and (b) the schedule to each Sale Agreement) will be (a) made available for inspection and/or collection at the specified office of the Principal Paying Agent and (b) provided by email by the Principal Paying Agent to each Certificateholder on receipt of evidence satisfactory to the Principal Paying Agent as to its holding of such Certificates and identity. Defined terms used below have the meaning given to them in the Conditions unless stated otherwise.

Master Purchase Agreement, as supplemented by each Supplemental Purchase Agreement

The Master Purchase Agreement was entered into on 28 April 2025 between the Trustee (in its capacity as Purchaser), ADNOC (in its capacity as Seller) and the Obligor and is governed by the laws of Abu Dhabi and, to the extent applicable in Abu Dhabi, the federal laws of the UAE. A Supplemental Purchase Agreement between the same parties will be entered into on the Issue Date of each Series and will also be governed by the laws of Abu Dhabi and, to the extent applicable in Abu Dhabi, the federal laws of the UAE.

Subject to the terms and conditions of the Master Purchase Agreement and the relevant Supplemental Purchase Agreement, in connection with each Series, the Seller may, from time to time, sell, transfer and assign to the Purchaser, and the Purchaser may, from time to time, purchase and accept the transfer and assignment from the Seller all of the Seller's rights, title, interests, benefits and entitlements in, to and under the relevant Initial Assets on the Issue Date of such Series.

The aggregate consideration payable by the Purchaser in respect of its purchase of the Initial Assets on any Issue Date is the relevant purchase price and the Seller shall instruct the Purchaser to pay the relevant purchase price to or to the order of the Obligor.

Pursuant to the Master Purchase Agreement, in relation to each Series, the Obligor irrevocably and unconditionally has agreed, as independent, severable and separately enforceable obligations, in consideration for the payment to it by the Purchaser of the Purchase Price:

(i) that the Purchaser shall have the right at any time within 75 days of the Issue Date of the Certificates of such Series (the **Restitution Request Period**) to require payment to it of the Purchase Price by the Obligor on a Dissolution Event Redemption Date falling within such Restitution Request Period; and

(ii) upon the exercise of such right by the Trustee pursuant to paragraph (i) above (such exercise being a **Purchase Price Event**), the Obligor shall pay by way of restitution:

(A) firstly, an amount equal to the lesser of:

(I) the Purchase Price; and

(II) an amount equal to the relevant Dissolution Distribution Amount, together with an amount equal to the amounts payable pursuant to Condition 5(b)(i),

into the Transaction Account (by wire transfer for same day value); and

(B) secondly, any remaining amount of the Purchase Price, into the Collection Account,

in each case on the relevant Dissolution Event Redemption Date.

The Obligor has undertaken in the Master Purchase Agreement that any payment obligations of the Obligor under the Master Purchase Agreement constitute direct, unconditional, unsubordinated and (subject to the provisions of

Condition 7) unsecured obligations of the Obligor and (save for certain obligations required to be preferred by law that are both mandatory and of general application and subject to the provisions of Condition 7) rank at least *pari passu* with all other present and future unsecured obligations (other than subordinated obligations, if any) of the Obligor, from time to time outstanding.

Service Agency Agreement

The Service Agency Agreement was entered into on 28 April 2025 between the Trustee and the Obligor (in its capacity as Service Agent) and is governed by English law.

Pursuant to the Service Agency Agreement, the Trustee has appointed the Service Agent to service the Wakala Portfolio relating to each Series. In particular, the Service Agent will, in relation to each Series, perform, amongst other things, the following services (the **Services**) as agent for and on behalf of the Trustee, during the Wakala Ownership Period:

(a) it will service the relevant Wakala Portfolio in accordance with the wakala services particulars (the **Wakala Services Particulars**) (the form of which is set out in the Schedule to the Service Agency Agreement), which shall be completed at the time of issue of the Certificates of the relevant Series upon receipt from the Trustee of the relevant Supplemental Purchase Agreement;

(b) it shall discharge or procure the discharge of all obligations to be discharged by the Trustee in respect of any of the Wakala Assets, it being acknowledged that the Service Agent may appoint one or more agents to discharge these obligations on its behalf in accordance with the terms of the Service Agency Agreement;

(c) it shall maintain the Collection Accounts in accordance with the terms of the Service Agency Agreement;

(d) it shall obtain all necessary licences, authorisations and consents in connection with any of the Wakala Assets in order to perform its obligations under or in connection with the Service Agency Agreement;

(e) it shall:

(i) enter into and maintain a *Shari'a* compliant hedging arrangement in respect of each Hedging Period falling within the relevant Wakala Ownership Period, the terms of which provide that the provider of such hedging arrangement shall, if a claim is brought by the Service Agent pursuant to paragraph (e)(v) below, undertake to pay to the Service Agent on the relevant Hedging Date the relevant amount so claimed in accordance with paragraph (e)(v) below (such hedging arrangement for each Hedging Period, being a **Hedging Arrangement**);

(ii) ensure that a new and separate Hedging Arrangement is promptly entered into and maintained at all times for each Hedging Period falling within the relevant Wakala Ownership Period;

(iii) ensure that each Hedging Arrangement is entered into with a third party provider in good financial standing, at all times, for an amount at least equal to the applicable Hedging Amount;

(iv) if there are any changes to the Wakala Assets comprised in the Wakala Portfolio at any time during the Hedging Period, ensure that the Hedging Arrangement is promptly amended or replaced by a new Hedging Arrangement in order to cater for such issuance or change, including the new Hedging Amount;

(v) promptly exercise its rights and make a claim under a Hedging Arrangement on each relevant Hedging Date in an amount equal to:

(A) (in the case of the Hedging Date corresponding to the last day of the Hedging Period which is not also a Wakala Ownership Period End Date or a Dissolution Date), to the extent there are any outstanding amounts payable in respect of any Liquidity Facility advanced in accordance with the terms of the Service Agency Agreement which have not previously been satisfied in accordance with the terms of the Service Agency Agreement, the lesser of (a) the sum of any such outstanding amounts; and (b) the Hedging Available Amount;

(B) (in the case of the Hedging Date corresponding to a substitution date) the aggregate Initial Value of the substituted Wakala Assets less the Value of the substituted Wakala Assets on the Relevant Date corresponding to such Hedging Date;

(C) (in the case of the Hedging Date corresponding to a Dissolution Date) the Hedging Amount or, as the case may be, the relevant proportion of the Hedging Amount less the Value of the Wakala Assets, the Certificateholder Put Right Wakala Assets, the Change of Control Put Right Wakala Assets or the Optional Dissolution Wakala Assets, as the case may be, on the Relevant Date corresponding to such Hedging Date; and

(D) (in the case of the Hedging Date corresponding to the Wakala Ownership Period End Date), the lesser of (a) the amount calculated pursuant to the definition of "Hedging Amount"; and (b) the Hedging Available Amount,

(each such amount a **Hedging Required Amount**) provided that a claim will only be made if the Hedging Required Amount is a positive figure greater than zero;

(vi) diligently pursue each such claim; and

(vii) ensure that the amount paid by the provider of the relevant Hedging Arrangement in respect of each claim thereunder is credited in the Specified Currency to the Collection Account of the relevant Series on each relevant Hedging Date;

(f) if:

(i) within 60 days of the Issue Date of the Certificates of such Series (the **Initial Notice Period**) and for any reason the Service Agent is not in compliance with paragraphs (e)(i) and (e)(iii) above; and

(ii) within the period from (and including) the 75th day prior to each issuance anniversary date to (and including) the 15th day prior to such issuance anniversary date (the **Renewal Notice Period**) and for any reason the Service Agent does not expect to be in compliance with paragraphs (e)(ii) and (e)(iii) above for the immediately following Hedging Period,

in each case, it shall immediately deliver written notice to the Trustee and the Delegate of such non-compliance or expected non-compliance, as the case may be, and the details thereof (each such notice referred to in paragraphs (f)(i) and (f)(ii) above being an **Initial Hedging Notice** and a **Hedging Renewal Notice**, respectively); and

(g) it shall, upon the crediting of any Substitution Shortfall Amount to the Collection Account pursuant to the Service Agency Agreement, notify the Trustee in writing that such amount is freely available in connection with substitution of the relevant Substituted Wakala Assets for the New Wakala Assets; and

(h) it shall carry out any incidental matters relating to any of the above.

The delivery of an Initial Hedging Notice (such event being an **Initial Hedging Event**) or a Hedging Renewal Notice (such event being a **Hedging Renewal Event**), in each case to the Trustee and the Delegate pursuant to paragraph (g) above shall constitute a Dissolution Event.

In relation to each relevant Series:

(a) on each Hedging Date corresponding to a Dissolution Date or the Wakala Ownership Period End Date, the Service Agent has irrevocably and unconditionally undertaken to transfer the amounts (if any) credited to the Collection Account in accordance with paragraph (e)(vii) above in an amount equal to the lesser of (i) the amount so credited to the Collection Account and (ii) the applicable Hedging Required Amount, to the relevant Transaction Account; and

(b) if, in relation to any Hedging Date falling within a Hedging Period:

(i) an Initial Hedging Notice or a Hedging Renewal Notice has not been delivered by the Service Agent to the Trustee and the Delegate in respect of the Hedging Arrangement for that Hedging Period (A) (in the case of an Initial Hedging Notice) within the Initial Notice Period and such Initial Notice Period has lapsed; or (B) (in the case of a Hedging Renewal Notice) within the relevant Renewal Notice Period falling within the immediately preceding Hedging Period; and

(ii) the amount (if any) credited to the Collection Account pursuant to paragraph (e)(vii) above is less than the relevant Hedging Required Amount (the difference between the relevant Hedging Required Amount and the amount credited to the Collection Account being the **Hedging Shortfall Amount**),

and provided that a Purchase Price Event corresponding to such Hedging Date has not occurred, the Service Agent has irrevocably and unconditionally undertaken to:

(A) (in the case of the Hedging Date corresponding to a substitution date or the last day of the Hedging Period which is not also a Wakala Ownership Period End Date or a Dissolution Date) credit to the Collection Account the applicable Hedging Shortfall Amount on such relevant Hedging Date; and

(B) (in the case of the Hedging Date corresponding to a Dissolution Date or the Wakala Ownership Period End Date) pay the Hedging Shortfall Amount directly (in same day, freely transferable, cleared funds) into the Transaction Account on such relevant Hedging Date.

In relation to each Hedging Date, subject to paying the relevant amounts to the Transaction Account in accordance with paragraph (b) above, there will be no further claim against the Service Agent for failing to comply with its obligations in connection with the Hedging Arrangements corresponding to such Hedging Date.

The Service Agent has acknowledged and confirmed in the Service Agency Agreement that it is capable of performing the Services (including procuring each Hedging Arrangement) in accordance with the provisions of the Service Agency Agreement. Without prejudice to the Service Agent's entitlement to incur service agency liabilities amounts in accordance with the provisions of the Service Agency Agreement, the Service Agent has further confirmed, based on its due diligence, that it has the resources to perform its obligations as described above.

The Service Agent has also undertaken to the Trustee that, in relation to each Series it shall:

(a) keep and maintain all documents, books, records and other information reasonably necessary or advisable in respect of all amounts received in respect of the Wakala Portfolio Revenues during the Wakala Ownership Period; and

(b) not take any steps during the Wakala Ownership Period that will result in the Wakala Portfolio not comprising any Wakala Assets at any time.

In relation to each Series, if, following payment of amounts standing to the credit of the Reserve Account as described below, a shortfall remains on any Wakala Distribution Determination Date, the Service Agent may, in its sole discretion, either (A) provide *Shari'a* compliant funding itself, or (B) procure *Shari'a* compliant funding from a third party, in each case, to the extent necessary to ensure that the Trustee receives, on each Wakala Distribution Determination Date, the Required Amount payable by it in accordance with the Conditions of the relevant Series on the immediately following Periodic Distribution Date, by payment of the same into the relevant Transaction Account and on terms that such funding will be payable: (i) from amounts standing to the credit of the Collection Account in accordance with the provisions of the Service Agency Agreement, or (ii) from the remaining amount (if any) of the relevant exercise price credited to the Collection Account pursuant to the terms of the Purchase Undertaking or the Sale and Substitution Undertaking, as the case may be, and/or the relevant Hedging Required Amount payable pursuant to the terms of the Service Agency Agreement (such funding in relation to a Series, a **Liquidity Facility**).

The Service Agent shall provide the Services in accordance with all applicable laws and regulations and with the degree of skill and care that it would exercise in respect of its own assets and provide the Services and service the Wakala Portfolio relating to each Series in accordance with generally accepted *Shari'a* principles.

The Service Agent shall be entitled to receive a fee for acting as service agent which comprises a fee of U.S.$100 (inclusive of any value added tax) (the adequacy of which is acknowledged by the Service Agent under the Service Agency Agreement) and may also receive incentive payments as described below.

In relation to each Series, as an advance payment to the Service Agent for service agency liabilities amounts to be paid or incurred by it in respect of the Services, the Trustee shall procure that an amount equal to the All Expenses Reserve Amount (being the amount specified as such in the applicable Wakala Services Particulars and which will be funded from a portion of the proceeds of the relevant Certificates) (the adequacy of which is acknowledged by the Service Agent) is credited to the Collection Account on the Issue Date of such Series.

Notwithstanding any other provision in the Service Agency Agreement, the Service Agent shall not incur or pay any liability in any wakala distribution period (**Wakala Distribution Period**) in respect of the Services to be performed in relation to the relevant Wakala Assets which, individually or in the aggregate, would exceed the All Expenses Reserve Amount (the amount by which such liability exceeds the All Expenses Reserve Amount, being the **Additional Service Agency Liabilities Amount**) unless:

(a) a notice in writing requesting such incurrence or payment of Additional Service Agency Liabilities Amount has been submitted by the Service Agent to the Trustee at any time during a Renewal Notice Period; and

(b) following such request, the Trustee has (subject to the prior consent of the Certificateholders) agreed in writing within one business day of the date of such request to pay to the Service Agent an amount equal to such Additional Service Agency Liabilities Amount.

The Service Agent has acknowledged and agreed that, following the delivery of such request, if the Trustee has not provided its agreement in accordance with paragraph (b) above (such event being an **Additional Service Agency Liabilities Amount Event**) then a Dissolution Event shall occur.

If, during any Wakala Distribution Period, the Service Agent incurs or pays any such liability without first satisfying the conditions in paragraphs (a) and (b) above, then it shall be deemed to have unconditionally agreed to satisfy, donate and pay all such liabilities from its own account and the Trustee shall have no responsibility whatsoever in connection with such liability.

In the Service Agency Agreement, the Trustee and the Service Agent have agreed that, in relation to each Series and provided no Dissolution Event has occurred and is continuing, if, at any time, any Wakala Asset ceases to be an Eligible Asset, the Service Agent shall promptly deliver a substitution request to the Trustee.

In relation to each Series, the Service Agent will maintain two ledger accounts (such accounts being the **Collection Account** and the **Reserve Account**) in its books (each of which shall be denominated in the Specified Currency) in which all Wakala Portfolio Revenues will be recorded. All Wakala Portfolio Revenues in relation to each Series will be recorded in the Collection Account of such Series.

Amounts (excluding the All Expenses Reserve Amount) standing to the credit of the Collection Account relating to each Series will be applied by the Service Agent on each **Wakala Distribution Determination Date** (being the Business Day immediately preceding the relevant Periodic Distribution Date under the Certificates of the relevant Series) in the following order of priority:

(a) *first*, in payment to the Service Agent or any relevant third party of any amounts advanced by it to the Trustee by way of a Liquidity Facility in respect of the relevant Series;

(b) *second*, in payment into the relevant Transaction Account an amount equal to the lesser of the Required Amount payable on the immediately following Periodic Distribution Date and the balance of the Collection Account; and

(c) *third*, any amounts still standing to the credit of the Collection Account immediately following payment of all of the above amounts shall be debited from the Collection Account and credited to the relevant Reserve Account.

In relation to each Series, the Service Agent will be entitled to deduct amounts standing to the credit of the Collection Account in an amount equal to the All Expenses Reserve Amount in respect of service agency liabilities amounts to be paid or incurred by it and, if a Purchase Price Event occurs, it will refund the All Expenses Reserve Amount to the Trustee by way of payment of such amount into the Transaction Account (by wire transfer for same day value) on the Dissolution Event Redemption Date.

Amounts standing to the credit of the Reserve Account relating to each Series shall be applied by the Service Agent as follows:

(a) if there will be a shortfall on:

(i) a Wakala Distribution Determination Date (after payment into the Transaction Account of the relevant amount in accordance with paragraph (b) above);

(ii) the Wakala Ownership Period End Date (after payment into the Transaction Account of the relevant amounts payable in accordance with Service Agency Agreement and/or the other Transaction Documents),

in each case between: (i) the amount standing to the credit of the relevant Transaction Account; and (ii) the Required Amount payable on the immediately following Periodic Distribution Date or such Wakala Ownership Period End Date, as the case may be (the difference between such amounts being referred to in this Agreement as a **Shortfall**), the Service Agent shall pay into the Transaction Account on that Wakala Distribution Determination Date, Wakala Ownership Period End Date, as the case may be, from the amounts standing to the credit of the Reserve Account (if any) an amount equal to the Shortfall (or such lesser amount as is then standing to the credit of the Reserve Account); and

(b) the Service Agent shall be entitled to deduct amounts standing to the credit of the Reserve Account at any time during the Wakala Ownership Period and to use such amounts for its own account, provided

that such amounts shall be repaid by it if so required to fund a Shortfall in accordance with paragraph (a) above or upon the occurrence of a Dissolution Event.

Following payment of all amounts due and payable under the Certificates on any Dissolution Date upon which all (but not some only) of the Certificates of the relevant Series are to be redeemed, the Service Agent shall be entitled to retain any amounts that remain standing to the credit of the Reserve Account or the Collection Account for its own account as an incentive payment for acting as Service Agent.

In the event that the Service Agent receives any non-*Shari'a* compliant revenues in the course of its collection of the Wakala Portfolio Revenues, the Service Agent has undertaken in the Service Agency Agreement that it shall pay such amounts to such *Shari'a* compliant charity or charities as nominated by the Service Agent and approved by the Shari'a Adviser.

The Service Agent has agreed in the Service Agency Agreement that all payments by it under the Service Agency Agreement must be made in the Specified Currency and without any withholding or deduction for any taxes unless required by law and without set off or counterclaim of any kind and, in such case, the Service Agent will pay all additional amounts as will result in the receipt by the Trustee of such net amounts as would have been receivable by it if no withholding or deduction had been made.

The Service Agent has undertaken in the Service Agency Agreement that any payment obligations of the Service Agent under the Service Agency Agreement constitute direct, unconditional, unsubordinated and (subject to the provisions of Condition 7) unsecured obligations of the Service Agent and (save for certain obligations required to be preferred by law that are both mandatory and of general application and subject to the provisions of Condition 7) rank at least *pari passu* with all other present and future unsecured obligations (other than subordinated obligations, if any) of the Service Agent, from time to time outstanding.

Purchase Undertaking

The Purchase Undertaking was executed as a deed on 28 April 2025 by the Obligor in favour of the Trustee and the Delegate, and is governed by English law.

In relation to each Series, the Obligor has irrevocably granted to the Trustee and the Delegate (in each case, on behalf of itself and the Certificateholders) each of the following rights:

(a) provided that a Dissolution Event (other than a Purchase Price Event arising from such Dissolution Event): (i) (in the case of such Dissolution Event being an Initial Hedging Event, a Hedging Renewal Event or an Assignment Agreement Termination Event) has occurred; or (ii) (in the case of such Dissolution Event (being other than an Initial Hedging Event, a Hedging Renewal Event and an Assignment Agreement Termination Event)) has occurred and is continuing and the Delegate has received a Dissolution Request in accordance with the Conditions, to require the Obligor to purchase and accept the transfer and assignment, on the Dissolution Event Redemption Date, of all of the Trustee's rights, title, interests, benefits and entitlements in, to and under the Wakala Assets comprised in the Wakala Portfolio applicable to such Series at the Exercise Price specified in the relevant Exercise Notice;

(b) to require the Obligor to purchase and accept the transfer and assignment, on the Scheduled Dissolution Date, of all of the Trustee's rights, title, interests, benefits and entitlements in, to and under the Wakala Assets comprised in the Wakala Portfolio applicable to such Series at the Exercise Price specified in the relevant Exercise Notice;

(c) provided that: (i) Certificateholder Put Right is specified as applicable in the applicable Pricing Supplement (and Optional Dissolution Right is specified as not applicable in the applicable Pricing Supplement); and (ii) one or more Certificateholders have exercised the Certificateholder Put Right in accordance with the Conditions, to require the Obligor to purchase and accept the transfer and assignment, on the Certificateholder Put Right Date, of all of the Trustee's rights, title, interests, benefits

and entitlements in, to and under the Certificateholder Put Right Wakala Assets at the Certificateholder Put Right Exercise Price specified in the relevant Exercise Notice;

(d) provided that: (i) Change of Control Put Right is specified as applicable in the applicable Pricing Supplement; and (ii) one or more Certificateholders have exercised the Change of Control Put Right in accordance with the Conditions, to require the Obligor to purchase and accept the transfer and assignment, on the Change of Control Put Right Date, of all of the Trustee's rights, title, interests, benefits and entitlements in, to and under the Change of Control Put Right Wakala Assets at the Change of Control Put Right Exercise Price specified in the relevant Exercise Notice; and

(e) provided that a substitution request has been delivered by the Service Agent in accordance with the Service Agency Agreement, to require the Obligor to procure the sale, transfer and assignment to the Trustee on the substitution date all of ADNOC's (or an ADNOC Subsidiary's) rights, title, interests, benefits and entitlements in, to and under the new Wakala Assets against the transfer and assignment to ADNOC (or the relevant ADNOC Subsidiary) of all of the Trustee's rights, title, interests, benefits and entitlements in, to and under the substituted Wakala Assets, subject to certain conditions set out in the Purchase Undertaking,

in each case, on an as is basis but free and clear of any adverse claim created by the Trustee (without any warranty express or implied and if any warranty is implied by law, it shall be excluded to the fullest extent permitted by law) and otherwise on the terms and subject to the conditions of the Purchase Undertaking.

The Obligor has covenanted and undertaken to the Trustee in the Purchase Undertaking that, in relation to any Series:

(a) if, at the time of delivery of an Exercise Notice in accordance with the provisions of the Purchase Undertaking, ADNOC Murban RSC Ltd or Abu Dhabi National Oil Company (ADNOC) P.J.S.C.remains in actual or constructive possession, custody or control of, all or any part of the Wakala Assets, the Certificateholder Put Right Wakala Assets or the Change of Control Put Right Wakala Assets, as the case may be; and

(b) if, following delivery of an Exercise Notice in accordance with the provisions of the Purchase Undertaking, the Obligor fails to pay the relevant Exercise Price, Certificateholder Put Right Exercise Price or Change of Control Put Right Exercise Price, as the case may be, in accordance with the provisions of the Purchase Undertaking for any reason whatsoever,

the Obligor shall (as an independent, severable and separately enforceable obligation) fully indemnify the Trustee for the purpose of redemption in full of the Certificates then outstanding or the relevant Certificates to be redeemed on the Certificateholder Put Right Date or the Change of Control Put Right Date, as the case may be, and, accordingly, the amount payable under any such indemnity claim will equal the relevant Exercise Price, Certificateholder Put Right Exercise Price or Change of Control Put Right Exercise Price, as the case may be. Payment in full of an amount equal to:

(a) firstly, the lesser of: (i) the relevant Exercise Price, Certificateholder Put Right Exercise Price or Change of Control Put Right Exercise Price, as the case may be; and (ii) an amount equal to the relevant Dissolution Distribution Amount, together with an amount equal to the amounts payable pursuant to Condition 5(b)(i), into the Transaction Account (by wire transfer for same day value); and

(b) secondly, the remaining amount of the relevant Exercise Price, Certificateholder Put Right Exercise Price or Change of Control Put Right Exercise Price, as the case may be, into the Collection Account,

shall evidence the acceptance of the Exercise Notice by the Obligor delivered in accordance with the provisions of the Purchase Undertaking and the conclusion of the purchase, transfer and assignment of all of the Trustee's rights, title, interests, benefits and entitlements in, to and under the Wakala Assets, the Certificateholder Put Right

Wakala Assets or the Change of Control Put Right Wakala Assets, as the case may be, and shall constitute full discharge of the obligation of the Obligor to pay the Exercise Price, the Certificateholder Put Right Exercise Price or the Change of Control Put Right Exercise Price, as the case may be, to the Trustee (for the benefit of the Certificateholders). The Obligor has agreed in the Purchase Undertaking that all payments by it under the Purchase Undertaking must be made in the Specified Currency and without any withholding or deduction for any taxes unless required by law and without set off or counterclaim of any kind and, in such case, the Obligor will pay all additional amounts as will result in the receipt by the Trustee of such net amounts as would have been receivable by it if no withholding or deduction had been made.

The Obligor has undertaken in the Purchase Undertaking that any payment obligations of the Obligor under the Purchase Undertaking constitute direct, unconditional, unsubordinated and (subject to the provisions of Condition 7) unsecured obligations of the Obligor and (save for certain obligations required to be preferred by law that are both mandatory and of general application and subject to the provisions of Condition 7) rank at least *pari passu* with all other present and future unsecured obligations (other than subordinated obligations, if any) of the Obligor, from time to time outstanding.

Sale and Substitution Undertaking

The Sale and Substitution Undertaking was executed as a deed on 28 April 2025 by the Trustee in favour of the Obligor and is governed by English law.

In relation to each Series, the Trustee has irrevocably granted to the Obligor each of the following rights:

(a) provided that a Tax Event has occurred, to require the Trustee to sell, transfer and assign to, or to the order of, the Obligor on the Tax Dissolution Date specified in the Exercise Notice all of the Trustee's rights, title, interests, benefits and entitlements in, to and under the Wakala Assets comprised in the Wakala Portfolio applicable to such Series at the Exercise Price specified in the relevant Exercise Notice;

(b) provided that Optional Dissolution Right is specified as applicable in the applicable Pricing Supplement (and Certificateholder Put Right is specified as not applicable in the applicable Pricing Supplement), to require the Trustee to sell, transfer and assign to, or to the order of, the Obligor on the Optional Dissolution Date all of the Trustee's rights, title, interests, benefits and entitlements in, to and under the applicable portion of the Wakala Assets at the Optional Dissolution Exercise Price specified in the relevant Exercise Notice provided that the Value of such Optional Dissolution Wakala Assets shall not exceed the aggregate face amount of the Optional Dissolution Certificates;

(c) if 75 per cent. or more of the aggregate face amount of Certificates then outstanding have been redeemed and/or purchased and cancelled pursuant to Condition 10 and/or Condition 13, to require the Trustee to sell, transfer and assign to, or to the order of, the Obligor on the Clean Up Call Right Dissolution Date all of the Trustee's rights, title, interests, benefits and entitlements in, to and under the Wakala Assets comprised in the Wakala Portfolio applicable to the relevant Series at the Exercise Price specified in the relevant Exercise Notice;

(d) following delivery of the cancelled Certificates to the Registrar for cancellation pursuant to Condition 13(b), to require the Trustee to transfer and assign to, or to the order of, the Obligor on the cancellation date all of the Trustee's rights, title, interests, benefits and entitlements in, to and under the cancellation Wakala Assets subject to certain conditions set out in the Sale and Substitution Undertaking; and

(e) to require the Trustee to transfer and assign to, or to the order of, the ADNOC Murban on the substitution date all of the Trustee's rights, title, interests, benefits and entitlements in, to and under, the Substituted Wakala Assets against the sale, transfer and assignment by ADNOC (or an ADNOC Subsidiary) to the Trustee of all of ADNOC's (or the ADNOC Subsidiary's) rights, title, interests, benefits and entitlements in, to and under, the new Wakala Assets subject to certain conditions set out in the Sale and Substitution Undertaking,

in each case, on an as is basis but free and clear of any adverse claim created by the Trustee (without any warranty express or implied and if any warranty is implied by law, it shall be excluded to the fullest extent permitted by law) and otherwise on the terms and subject to the conditions of the Sale and Substitution Undertaking.

Master Declaration of Trust, as supplemented by each Supplemental Declaration of Trust

The Master Declaration of Trust was entered into on 28 April 2025 between the Trustee, the Obligor and the Delegate and is governed by English law. A Supplemental Declaration of Trust between the same parties will be entered into on the Issue Date of each Series of Certificates and will also be governed by English law.

Pursuant to the Master Declaration of Trust as supplemented by the relevant Supplemental Declaration of Trust, the Trustee will, in relation to each Series of Certificates, *inter alia*:

(a) hold the relevant Trust Assets on trust absolutely for and on behalf of the holders of the Certificates as beneficiaries in respect of that Series only; and

(b) act as trustee in respect of the Trust Assets, distribute the income from the Trust Assets and perform its duties in accordance with the provisions of the Master Declaration of Trust as supplemented by the relevant Supplemental Declaration of Trust.

The Trustee will irrevocably and unconditionally appoint the Delegate to be its delegate and attorney and in its name, on its behalf and as its act and deed to execute, deliver and perfect all documents, and to exercise all of the present and future trusts, powers (including the power to sub-delegate), rights, authorities (including, but not limited to, the authority to request directions from any Certificateholders and the power to make any determinations to be made under the Master Declaration of Trust as supplemented by the relevant Supplemental Declaration of Trust or any of the other Transaction Documents) and discretions vested in the Trustee by the Master Declaration of Trust as supplemented by the relevant Supplemental Declaration of Trust, that the Delegate may consider to be necessary or desirable in order, subject to it being indemnified and/or secured and/or pre-funded to its satisfaction, to exercise all of the rights of the Trustee under any of the Transaction Documents and make such distributions from the relevant Trust Assets as the Trustee is bound to make in accordance with the Master Declaration of Trust as supplemented by the relevant Supplemental Declaration of Trust following the occurrence of a Dissolution Event. The appointment of such delegate is intended to be in the interests of the Certificateholders and does not affect the Trustee's continuing role and obligations as sole trustee.

In respect of the powers, trusts, authorities, discretions, rights and duties vested in or delegated to the Delegate in accordance with the provisions of the Master Declaration of Trust, the Delegate shall not be bound to take any steps to ascertain whether any Dissolution Event, Potential Dissolution Event and/or Change of Control has happened, or to monitor or supervise the performance of the Trustee, the Obligor or any of the other parties to the Transaction Documents or under the Certificates or any other agreement or documents relating to the transactions therein. The Delegate can request a certificate signed by an authorised signatory of the Trustee or Obligor confirming that, as at a date no more than seven days before the date of the certificate, no Dissolution Event, Potential Dissolution Event or Change of Control had occurred since the previous certification date (but is not otherwise entitled to receive such a certificate on an on-going basis).

Until it shall have actual knowledge or shall have express notice pursuant to the provisions of the Master Declaration of Trust to the contrary, the Delegate shall be entitled to, and shall, assume that no Dissolution Event, Potential Dissolution Event or Change of Control has happened and that the Trustee, the Obligor and the other parties to the Transaction Documents are observing and performing all their respective obligations under the Transaction Documents and no event has happened as a consequence of which any of the Certificates may become redeemable.

The Obligor has covenanted and undertaken in the Master Declaration of Trust as follows:

(a) to comply with all provisions of the Conditions which are expressed to be applicable to it including without limitation, the covenant described in Condition 7;

(b) to comply with the terms of the Transaction Documents to which it is a party;

(c) to maintain or, to procure ADNOC to maintain, actual or constructive possession, custody or control of all of the Wakala Assets comprised in the Wakala Portfolio at all times during the Wakala Ownership Period provided that, in each case, it is legally possible for the Obligor or ADNOC, as the case may be, to so maintain; and

(d) to not take (whether directly or through a Subsidiary) any steps during the Wakala Ownership Period that will result in the Wakala Portfolio not comprising any Wakala Assets at any time.

The Obligor has acknowledged and agreed in the Master Declaration of Trust that the Obligor Events applicable to it are set out in full in the Conditions, that it is fully aware of and understands the terms thereof and that the occurrence thereof shall constitute a Dissolution Event for the purposes of the Conditions.

The Obligor has covenanted and undertaken to the Trustee in the Master Declaration of Trust that, in relation to any Series:

(a) if, at the time of delivery of an Exercise Notice in accordance with the provisions of the Purchase Undertaking, ADNOC Murban RSC Ltd or Abu Dhabi National Oil Company (ADNOC) P.J.S.C. remains in actual or constructive possession, custody or control of, all or any part of the Wakala Assets, the Certificateholder Put Right Wakala Assets or the Change of Control Put Right Wakala Assets, as the case may be; and

(b) if, following delivery of an Exercise Notice in accordance with the provisions of the Purchase Undertaking, the Obligor fails to pay the relevant Exercise Price, the Certificateholder Put Right Exercise Price or Change of Control Put Right Exercise Price, as the case may be, in accordance with the provisions of the Purchase Undertaking for any reason whatsoever,

the Obligor shall (as an independent, severable and separately enforceable obligation) fully indemnify the Trustee for the purpose of redemption in full of the Certificates then outstanding or the relevant Certificates to be redeemed on the Certificateholder Put Right Date or the Change of Control Put Right Date, as the case may be, and, accordingly, the amount payable under any such indemnity claim will equal the relevant Exercise Price, Certificateholder Put Right Exercise Price or Change of Control Put Right Exercise Price, as the case may be.

The Obligor has further covenanted and undertaken to the Trustee in the Master Declaration of Trust that, in relation to any Series:

(a) if the Purchase Price is not paid by the Obligor on the Dissolution Event Redemption Date in accordance with the provisions of the Master Purchase Agreement for any reason whatsoever, the Obligor shall (as an independent, severable and separately enforceable obligation) fully indemnify the Trustee for the purpose of redemption in full of the Certificates then outstanding and, accordingly, the amount payable under any such indemnity claim will equal the Purchase Price; and

(b) in order to satisfy the obligation set out in paragraph (a) above, the Obligor shall pay:

(i) firstly, an amount equal to the lesser of: (A) the Purchase Price; and (B) an amount equal to the relevant Dissolution Amount, together with an amount equal to the amounts payable pursuant to Condition 5(b)(i), into the Transaction Account (by wire transfer for same day value); and

(ii) secondly, any remaining amount of the Purchase Price, into the Collection Account,

in each case on the relevant Dissolution Event Redemption Date.

The Trustee has covenanted and undertaken in the Master Declaration of Trust that, notwithstanding any provision of the Transaction Documents:

(a) it shall only exercise its right payment to it of the Purchase Price under the Master Purchase Agreement if:

(i) a Dissolution Event has occurred and an Exercise Notice in connection with such Dissolution Event has not been delivered pursuant to the Purchase Undertaking;

(ii) the Value of the Wakala Assets comprised in the Wakala Portfolio on the Relevant Date is less than the Initial Value of such Wakala Assets; and

(iii) the Trustee has not taken any Restricted Action in relation to the Wakala Assets; and

(b) during the period from (and including) the Issue Date of the Certificates of each relevant Series to (and including) the 60th day following such Issue Date it shall not directly undertake any sale or disposal of, or directly take any decision in relation to, any Listed Shares comprised in the relevant Wakala Portfolio unless a Hedging Arrangement has been entered into by the time such sale or disposal is undertaken or such decision is taken.

In the event that the Trustee fails to comply with any obligation to pay additional amounts pursuant to Condition 11, the Obligor has covenanted and undertaken in the Master Declaration of Trust that it will unconditionally and irrevocably (irrespective of the payment of any fee), as a continuing obligation, pay to or to the order of the Delegate (for the benefit of the Certificateholders) such net amounts as are necessary so that the amount receivable by the Delegate (after any withholding or deduction for tax) equals any and all additional amounts required to be paid by it in respect of the Certificates pursuant to Condition 11.

A non-interest bearing Transaction Account in London will be established in the name of the Trustee. Moneys received in the Transaction Account will, *inter alia*, comprise payments of Periodic Distribution Amounts and/or Dissolution Amounts immediately prior to each Periodic Distribution Date and/or any Dissolution Date, as the case may be. The Declaration of Trust shall provide that all moneys credited to the Transaction Account from time to time will be applied in the order of priority set out in the Declaration of Trust.

***Shari'a* Compliance**

Each Transaction Document to which it is a party provides that each of ADNOC Murban Sukuk Limited, Abu Dhabi National Oil Company (ADNOC) P.J.S.C. and ADNOC Murban RSC Ltd agrees that it has accepted the *Shari'a* compliant nature of the Transaction Documents to which it is a party and, to the extent permitted by law, further agrees that:

(a) it shall not claim that any of its obligations under the Transaction Documents to which it is a party (or any provision thereof) is *ultra vires* or not compliant with the principles of *Shari'a*;

(b) it shall not take any steps or bring any proceedings in any forum to challenge the *Shari'a* compliance of the Transaction Documents to which it is a party; and

(c) none of its obligations under the Transaction Documents to which it is a party shall in any way be diminished, abrogated, impaired, invalidated or otherwise adversely affected by any finding, declaration, pronouncement, order or judgment of any court, tribunal or other body that the Transaction Documents to which it is a party are not compliant with the principles of *Shari'a*.

For these purposes:

ADNOC Subsidiary means a subsidiary that is, directly or indirectly, wholly-owned by Abu Dhabi National Oil Company (ADNOC) P.J.S.C.;

Certificateholder Put Right Exercise Price means, in relation to each relevant Series, an amount in the Specified Currency equal to the Certificateholder Put Right Proportion of the sum of the Value of each of the Wakala Assets comprised in the Wakala Portfolio on the Relevant Date;

Eligible Assets means Listed Shares which comply with the following criteria in paragraphs (a) or (b) as determined by the Obligor (on behalf of the Seller):

(a) if, in relation to a Series, the Trustee holds, or if upon any acquisition of the Listed Shares, the Trustee would hold 50 per cent. or more of the share capital of the Relevant Company:

(i) the Relevant Company has wholly *Shari'a* compliant business activities, assets and liabilities;

(ii) the Listed Shares are fully paid;

(iii) all taxes and other outstanding monetary obligations due and payable in respect of the Listed Shares have been paid in full; and

(iv) at the time of transfer of the relevant Listed Shares to form part of the Wakala Portfolio all of the Seller's rights, title, interests, benefits and entitlements in, to and under such Listed Shares are capable of being sold, transferred and assigned by the Seller to the Purchaser in accordance with all applicable laws, its own terms and the terms set out in the Master Purchase Agreement; or

(b) if, in relation to a Series, the Trustee holds, or if upon any acquisition of the Listed Shares, the Trustee would hold less than 50 per cent. of the share capital of the Relevant Company:

(i) the core business activities of the Relevant Company comply with the principles of *Shari'a* and, in particular, the Relevant Company does not undertake core business activities or core investments in the following industry sectors:

(a) conventional finance;

(b) conventional insurance;

(c) alcohol;

(d) pork-related products and production, packaging and processing of food that is prohibited under *Shari'a* or any other activities related to pork and food that is prohibited under *Shari'a*;

(e) advertising and media (excluding newspapers, news channels and sports channels);

(f) tobacco;

(g) cloning;

(h) gambling;

(i) pornography; and

(j) trading of gold and silver as cash on a deferred basis;

(ii) the Relevant Company does not state in its memorandum or articles of association that one of its objectives is to deal in interest or in goods or materials prohibited under *Shari'a* (such as pork) or any of the above business activities mentioned in sub-paragraph (i) above;

(iii) in respect of the Relevant Company:

(a) its total conventional finance debt obligations (including, without limitation, bonds and preference shares) are less than 30 per cent. of its average market capitalisation over the past 36 months (in each case, where applicable, as specified in its most recent set of publicly available audited annual financial statements) (for the avoidance of doubt, this ratio excludes the Islamic finance debt obligations of the Relevant Company);

(b) its total interest bearing investments and deposits are less than 30 per cent. of its average market capitalisation over the past 36 months (in each case, where applicable, as specified in its most recent set of publicly available audited annual financial statements);

(c) its assets do not entirely comprise debts or cash, gold, silver or only a combination of the foregoing; and

(d) its total revenue per annum from non-permissible income (including interest income) that does not comply with Shari'a does not exceed more than five per cent. of its total revenues per annum (as specified in its most recent set of publicly available audited annual financial statements);

(iv) in respect of the Relevant Company:

(a) it is not subject to any liquidation, insolvency, winding-up or other similar proceedings; and

(b) there is a history of profitability in either of the latest two full financial years (as set out in its most recent set of publicly available audited annual financial statements) or as otherwise agreed with the Shari'a Adviser;

(v) the Listed Shares are fully paid;

(vi) all Taxes and other outstanding monetary obligations due and payable in respect of the Listed Shares have been paid in full; and

(vii) at the time of transfer of the relevant Listed Shares to form part of the Wakala Portfolio all of the Seller's rights, title, interests, benefits and entitlements in, to and under such Listed Shares are capable of being sold, transferred and assigned by the Seller to the Purchaser in accordance with all applicable laws, its own terms and the terms set out in the Master Purchase Agreement,

provided that, if the Relevant Company is included in the most recent final version of the Unified Committee List, the criteria under paragraphs (b)(i), (b)(ii) and (b)(iii) shall be deemed to have been satisfied;

Exercise Price means, in relation to each Series, an amount in the Specified Currency equal to the sum of the Value of each of the Wakala Assets comprised in the Wakala Portfolio on the Relevant Date;

Hedging Amount means, in relation to each Series and each relevant Hedging Period, an amount in the Specified Currency equal to the aggregate of:

(a) an amount equal to the sum of the Initial Value of each of the Wakala Assets comprised in the Wakala Portfolio applicable to the relevant Series; plus

(b) an amount equal to all Periodic Distribution Amounts relating to the Certificates of such Series payable in respect of a 12-month period from (and including) the first day of such Hedging Period; plus

(c) to the extent not previously satisfied, the sum of any outstanding amounts payable in respect of any Liquidity Facility advanced in respect of the relevant Series in accordance with the Service Agency Agreement;

Hedging Available Amount means, in relation to each relevant Hedging Date corresponding to the last day of a Hedging Period, the amount by which the Hedging Amount exceeds the Value of the Wakala Assets on the Relevant Date corresponding to such Hedging Date provided that if the resultant is a negative figure, the Hedging Available Amount shall be zero;

Hedging Date means, in relation to each Series, (a) each Substitution Date, (b) the Dissolution Event Redemption Date, (c) the Payment Business Day immediately preceding each Dissolution Date (other than the Dissolution Event Redemption Date), and (d) the last day of each Hedging Period;

Hedging Period means, in relation to each relevant Series, the period from (and including) the Issue Date of the Certificates of such Series to (and including) the next succeeding issuance anniversary date and each successive period from (but excluding) an issuance anniversary date to (and including) the earlier of (a) the next succeeding issuance anniversary date, and (b) the last day of the relevant Wakala Ownership Period;

Initial Value means, in relation to any Listed Share, the amount in the Specified Currency determined by the Obligor (on behalf of ADNOC), that is equal to the market value of such Listed Share as per the closing price thereof on the stock exchange on which such Listed Share has its primary listing on the date on which the relevant stock exchange was open for business immediately preceding the date of purchase or otherwise acquisition of such Listed Share by the Trustee as set out in the relevant Supplemental Purchase Agreement, substitution request, substitution notice and/or Sale Agreement, as the case may be;

Relevant Date means, in relation to each Series, (a) the date of (i) the relevant Exercise Notice or substitution notice delivered pursuant to the Purchase Undertaking (other than in the case of a Dissolution Event), (ii) the relevant Exercise Notice, substitution notice or cancellation notice delivered pursuant to the Sale and Substitution Undertaking, (iii) occurrence of a Dissolution Event (other than an Initial Hedging Event or a Hedging Renewal Event), and (iv) the relevant Initial Hedging Notice or Hedging Renewal Notice delivered pursuant to the Service Agency Agreement, as the case may be, and (b) the last day of each Hedging Period;

Restricted Action means, in relation to each Series, the sale or disposal by the Trustee of, or the taking of any decisions by the Trustee itself directly in relation to, any Wakala Assets comprised in the relevant Wakala Portfolio, in each case based on instructions received by the Trustee from Certificateholders, it being acknowledged by the Trustee and the Obligor that there is no requirement to consult holders in respect of any such matters;

Unified Committee List means the list of companies (howsoever described) prepared by the Unified Committee of Islamic Banks for Shari'a Screening of Equities in the UAE (or such other committee, entity or body to which its functions have been transferred);

Value means, in relation to any Listed Share, the amount in the Specified Currency determined by the Service Agent, that is equal to the market value of such Listed Share as per the closing price thereof on the stock exchange

on which such Listed Share has its primary listing on the date on which the relevant stock exchange was open for business immediately preceding the Relevant Date;

Wakala Ownership Period means, in relation to each Series, the period commencing on the Issue Date of the Certificates of such Series and ending on the date on which all of the Certificates of that Series are redeemed in full;

Wakala Ownership Period End Date means, in relation to each Series, the date on which all of the Certificates of that Series are redeemed in full, which is not also a Dissolution Date; and

Wakala Portfolio Revenues means in relation to each Series all dividends and other amounts payable by the Relevant Companies in respect of the relevant Wakala Assets and all consideration, actual damages, compensation or other sums, in each case as received by the Service Agent or ADNOC in whatever currency, in respect of, or otherwise in connection with, the Wakala Assets comprised in the relevant Wakala Portfolio.

CLEARING AND SETTLEMENT

*The information set out below is subject to any change in or reinterpretation of the rules, regulations and procedures of DTC, Euroclear or Clearstream, Luxembourg (together, the **Clearing Systems**) currently in effect. Investors wishing to use the facilities of any of the Clearing Systems are advised to confirm the continued applicability of the rules, regulations and procedures of the relevant Clearing System. None of the Trustee, the Obligor or any other party to the Agency Agreement will have any responsibility or liability for any aspect of the records relating to, or payments made on account of, ownership interests in the Certificates held through the facilities of any Clearing System or for maintaining, supervising or reviewing any records relating to such ownership interests.*

Book-entry Systems

DTC

DTC has advised the Trustee that it is a limited purpose trust company organised under the New York Banking Law, a member of the Federal Reserve System, a "banking organization" within the meaning of the New York Banking Law, a "clearing corporation" within the meaning of the New York Uniform Commercial Code and a "clearing agency" registered pursuant to Section 17A of the Exchange Act. DTC holds securities that its participants (**Direct Participants**) deposit with DTC. DTC also facilitates the settlement among Direct Participants of securities transactions, such as transfers and pledges, in deposited securities through electronic computerised book-entry changes in Direct Participants' accounts, thereby eliminating the need for physical movement of securities certificates. Direct Participants include securities brokers and dealers, banks, trust companies, clearing corporations and certain other organisations. DTC is a wholly-owned subsidiary of The Depository Trust & Clearing Corporation (**DTCC**). DTCC is the holding company for DTC, National Securities Clearing Corporation and Fixed Income Clearing Corporation, all of which are registered clearing agencies. DTCC is owned by the users of its regulated subsidiaries. Access to the DTC system is also available to others such as securities brokers and dealers, banks and trust companies that clear through or maintain a custodial relationship with a Direct Participant, either directly or indirectly (**Indirect Participants** and, together with Direct Participants, **Participants**). More information about DTC can be found at www.dtcc.com and www.dtc.org, but such information is not incorporated by reference in, and does not form part of, this Base Offering Memorandum.

Under the rules, regulations and procedures creating and affecting DTC and its operations (the **DTC Rules**), DTC makes book-entry transfers of Certificates among Direct Participants on whose behalf it acts with respect to Certificates accepted into DTC''s book-entry settlement system (**DTC Certificates**), as described below, and receives and transmits distributions of Periodic Distribution Amounts and Dissolution Amounts on DTC Certificates. The DTC Rules are on file with the Securities and Exchange Commission. Direct Participants and Indirect Participants with which beneficial owners of DTC Certificates (**Owners**) have accounts with respect to the DTC Certificates similarly are required to make book-entry transfers and receive and transmit such payments on behalf of their respective Owners. Accordingly, although Owners who hold DTC Certificates through Direct Participants or Indirect Participants will not possess Certificates, the DTC Rules, by virtue of the requirements described above, provide a mechanism by which Direct Participants will receive payments and will be able to transfer their interest in respect of the DTC Certificates.

Purchases of DTC Certificates under the DTC system must be made by or through Direct Participants, which will receive a credit for the DTC Certificates on DTC's records. The ownership interest of each actual purchaser of each DTC Certificate (each, a **Beneficial Owner**) is in turn to be recorded on the Direct Participant's and Indirect Participant's records. Beneficial Owners will not receive written confirmation from DTC of their purchase, but Beneficial Owners are expected to receive written confirmations providing details of the transaction, as well as periodic statements of their holdings, from the Direct Participant or Indirect Participant through which the Beneficial Owner entered into the transaction. Transfers of ownership interests in the DTC Certificates are to be accomplished by entries made on the books of Participants acting on behalf of Beneficial Owners. Beneficial Owners will not receive certificates representing their ownership interests in DTC Certificates, except in the event that use of the book-entry system for the DTC Certificates is discontinued.

To facilitate subsequent transfers, all DTC Certificates deposited by Participants with DTC are registered in the name of DTC's partnership nominee, Cede & Co., or such other name, as may be requested by an authorised representative of DTC. The deposit of DTC Certificates with DTC and their registration in the name of Cede & Co. or such other DTC nominee effect no change in beneficial ownership. DTC has no knowledge of the actual Beneficial Owners of the DTC Certificates; DTC's records reflect only the identity of the Direct Participants to whose accounts such DTC Certificates are credited, which may or may not be the Beneficial Owners. Participants are and will remain responsible for keeping account of their holdings on behalf of their customers.

Conveyance of notices and other communications by DTC to Direct Participants, by Direct Participants to Indirect Participants and by Direct Participants and Indirect Participants to Beneficial Owners will be governed by arrangements among them, subject to any statutory or regulatory requirements as may be in effect from time-to-time.

Redemption notices shall be sent to DTC. If less than all of the DTC Certificates within an issue are being redeemed, DTC's practice is to determine by lot the amount of the interest of each Direct Participant in such issue to be redeemed.

Neither DTC nor Cede & Co. (nor any other DTC nominee) will consent or vote with respect to DTC Certificates unless authorised by a Direct Participant in accordance with DTC's MMI Procedures. Under its usual procedures, DTC mails an Omnibus Proxy to the Trustee as soon as possible after the record date. The Omnibus Proxy assigns Cede & Co.'s consenting or voting rights to those Direct Participants to whose accounts the DTC Certificates are credited on the record date (identified in a listing attached to the Omnibus Proxy).

Periodic Distribution Amounts and Dissolution Amounts on the DTC Certificates will be made to Cede & Co., or such other nominee as may be requested by an authorised representative of DTC. DTC's practice is to credit Direct Participants' accounts upon DTC's receipt of funds and corresponding detail information from the Trustee or the relevant agent (or such other nominee as may be requested by an authorised representative of DTC), on the relevant payment date in accordance with their respective holdings shown in DTC's records. Payments by Participants to Beneficial Owners will be governed by standing instructions and customary practices, as is the case with securities held for the accounts of customers, and will be the responsibility of such Participant and not of DTC or the Trustee, subject to any statutory or regulatory requirements as may be in effect from time to time. Payment of Periodic Distribution Amounts and Dissolution Amounts to DTC is the responsibility of the Trustee, disbursement of such payments to Direct Participants is the responsibility of DTC, and disbursement of such payments to the Beneficial Owners is the responsibility of Direct Participants and Indirect Participants.

Under certain circumstances, DTC will exchange the DTC Certificates for definitive Certificates, which it will distribute to its Participants in accordance with their proportionate entitlements and which will be legended as set forth under "*Transfer Restrictions*".

A Beneficial Owner shall give notice to elect to have its DTC Certificates purchased or tendered, through its Participant, to the relevant agent, and shall effect delivery of such DTC Certificates by causing the Direct Participant to transfer the Participant's interest in the DTC Certificates, on DTC's records, to the relevant agent. The requirement for physical delivery of DTC Certificates in connection with an optional tender or a mandatory purchase will be deemed satisfied when the ownership rights in the DTC Certificates are transferred by Direct Participants on DTC's records and followed by a book-entry credit of tendered DTC Certificates to the relevant agent's DTC account.

DTC may discontinue providing its services as depositary with respect to the DTC Certificates at any time by giving reasonable notice to the Trustee or the relevant agent. Under such circumstances, in the event that a successor depositary is not obtained, DTC Certificates are required to be printed and delivered.

The Trustee may decide to discontinue use of the system of book-entry-only transfers through DTC (or a successor securities depositary). In that event, DTC Certificate certificates will be printed and delivered to DTC.

Since DTC may only act on behalf of Direct Participants, who in turn act on behalf of Indirect Participants, any Owner desiring to pledge DTC Certificates to persons or entities that do not participate in DTC, or otherwise take actions with respect to such DTC Certificates, will be required to withdraw its Registered Certificates from DTC, as described below.

Euroclear and Clearstream, Luxembourg

Euroclear and Clearstream, Luxembourg each holds securities for its customers and facilitates the clearance and settlement of securities transactions by electronic book-entry transfer between their respective accountholders. Euroclear and Clearstream, Luxembourg provide various services including safekeeping, administration, clearance and settlement of internationally traded securities and securities lending and borrowing. Euroclear and Clearstream, Luxembourg also deal with domestic securities markets in several countries through established depositary and custodial relationships. Euroclear and Clearstream, Luxembourg have established an electronic bridge between their two systems across which their respective participants may settle trades with each other.

Euroclear and Clearstream, Luxembourg customers are worldwide financial institutions, including underwriters, securities brokers and dealers, banks, trust companies and clearing corporations. Indirect access to Euroclear and Clearstream, Luxembourg is available to other institutions that clear through or maintain a custodial relationship with an accountholder of either system.

Book-entry Ownership of and Payments in respect of DTC Certificates

The Trustee may apply to DTC in order to have any Series of Certificates represented by a Global Certificate accepted in its book-entry settlement system. Upon the issue of any such Global Certificate, DTC or its custodian will credit, on its internal book-entry system, the respective face amounts of the individual ownership interests represented by such Global Certificate to the accounts of persons who have accounts with DTC. Such accounts initially will be designated by, or on behalf of, the relevant Dealer. Ownership of interests in such a Global Certificate will be limited to Direct Participants or Indirect Participants, including, in the case of any Regulation S Global Certificate, the respective depositaries of Euroclear and Clearstream, Luxembourg. Ownership of interests in a Global Certificate accepted by DTC will be shown on, and the transfer of such ownership will be effected only through, records maintained by DTC or its nominee (with respect to the interests of Direct Participants) and the records of Direct Participants (with respect to interests of Indirect Participants).

Payments in U.S. dollars of any amount in respect of a Global Certificate accepted by DTC will be made to the order of DTC or its nominee as the registered holder of such Certificate. In the case of any payment in a currency other than U.S. dollars, payment will be made to the Exchange Agent on behalf of DTC or its nominee and the Exchange Agent will (in accordance with instructions received by it) remit all or a portion of such payment for credit directly to the holders of interests in the Global Certificate in the currency in which such payment was made and/or cause all or a portion of such payment to be converted into U.S. dollars and credited to the applicable Participants' account.

The Trustee expects DTC to credit accounts of Direct Participants on the applicable payment date in accordance with their respective holdings as shown in the records of DTC unless DTC has reason to believe that it will not receive payment on such payment date. The Trustee also expects that payments by Participants to beneficial owners of Certificates will be governed by standing instructions and customary practices, as is the case with securities held for the accounts of customers, and will be the responsibility of such Participant and not the responsibility of DTC, the Principal Paying Agent, the Registrar, the Delegate, the Trustee or the Obligor. Payment of Periodic Distribution Amounts and Dissolution Amounts on Certificates to DTC is the responsibility of the Trustee.

Transfers of Certificates Represented by Global Certificates

Transfers of any interests in Certificates represented by a Global Certificate within DTC, Euroclear and Clearstream, Luxembourg will be effected in accordance with the customary rules and operating procedures of

the relevant Clearing System. The laws in some States within the United States require that certain persons take physical delivery of securities in definitive form. Consequently, the ability to transfer Certificates represented by a Global Certificate to such persons may depend upon the ability to exchange such Certificates for Certificates in definitive form. Similarly, because DTC can only act on behalf of Direct Participants in the DTC system who in turn act on behalf of Indirect Participants, the ability of a person having an interest in Certificates represented by a Global Certificate accepted by DTC to pledge such Certificates to persons or entities that do not participate in the DTC system or otherwise to take action in respect of such Certificates may depend upon the ability to exchange such Certificates for Certificates in definitive form. The ability of any holder of Certificates represented by a Global Certificate accepted by DTC to resell, pledge or otherwise transfer such Certificates may be impaired if the proposed transferee of such Certificates is not eligible to hold such Certificates through a Direct Participant or Indirect Participant in the DTC system.

Subject to compliance with the transfer restrictions applicable to the Certificates described under "*Transfer Restrictions*", cross-market transfers between DTC, on the one hand, and directly or indirectly through Clearstream, Luxembourg or Euroclear accountholders, on the other, will be effected by the relevant Clearing System in accordance with its rules and through action taken by the Registrar, the Principal Paying Agent and any custodian (the **Custodian**) with whom the relevant Global Certificates have been deposited.

On or after the Issue Date for any Series, transfers of Certificates of such Series between accountholders in Clearstream, Luxembourg and Euroclear and transfers of Certificates of such Series between participants in DTC will generally have a settlement date three business days after the trade date (T+3). The customary arrangements for delivery versus payment will apply to such transfers.

Cross-market transfers between accountholders in DTC, Clearstream, Luxembourg or Euroclear participants will need to have an agreed settlement date between the parties to such transfer. Because there is no direct link between DTC, on the one hand, and Clearstream, Luxembourg and Euroclear, on the other, transfers of interests in the relevant Global Certificates will be effected through the Registrar, the Principal Paying Agent and the Custodian receiving instructions (and, where appropriate, certification) from the transferor and arranging for delivery of the interests being transferred to the credit of the designated account for the transferee. In the case of cross-market transfers, settlement between Euroclear or Clearstream, Luxembourg accountholders and DTC participants cannot be made on a delivery versus payment basis. The securities will be delivered on a free delivery basis and arrangements for payment must be made separately.

DTC, Clearstream, Luxembourg and Euroclear have each published rules and operating procedures designed to facilitate transfers of interests in Global Certificates among participants and accountholders of DTC, Clearstream, Luxembourg and Euroclear. However, they are under no obligation to perform or continue to perform such procedures, and such procedures may be discontinued or changed at any time. None of the Trustee, the Obligor, the Arranger, the Dealers, the Delegate or the Agents will be responsible for any performance by DTC, Clearstream, Luxembourg or Euroclear or their respective direct or indirect participants or accountholders of their respective obligations under the rules and procedures governing their operations nor will the Trustee, the Obligor, the Arranger, the Dealers, the Delegate or the Agents have any liability for any aspect of the records relating to or payments made on account of interests in the Certificates represented by Global Certificates or for maintaining, supervising or reviewing any records relating to such interests.

Pre-issue Trades Settlement

It is expected that delivery of Certificates will be made against payment therefore on the relevant issue date, which could be more than two business days following the date of pricing. Under Rule 15c6-1 of the Exchange Act, trades in the United States secondary market generally are required to settle within one business day (T+1), unless the parties to any such trade expressly agree otherwise. Accordingly, if an issue date is more than one business day following the relevant date of pricing, purchasers who wish to trade Certificates in the United States between the date of pricing and the date that is two business days prior to the relevant issue date will be required, by virtue of the fact that such Certificates initially will settle beyond T+1, to specify an alternative settlement cycle at the time of any such trade to prevent a failed settlement. Settlement procedures in other countries will vary. Purchasers

of Certificates may be affected by such local settlement practices, and, if an issue date is more than two business days following the relevant date of pricing, purchasers of Certificates who wish to trade Certificates between the date of pricing and the date that is two business days prior to the relevant issue date should consult their own adviser.

TAXATION

The following is a general description of certain tax considerations relating to the Certificates. It does not purport to be a complete analysis of all tax considerations relating to the Certificates, whether in those countries or elsewhere. Prospective purchasers of Certificates should consult their own tax advisers as to which countries' tax laws could be relevant to acquiring, holding and disposing of Certificates and receiving payments of profit, principal and/or other amounts under the Certificates and the consequences of such actions under the tax laws of those countries. This summary is based upon the law as in effect on the date of this Base Offering Memorandum and is subject to any change in law that may take effect after such date.

Abu Dhabi Global Market

The following summary of the anticipated tax treatment in the ADGM in relation to payments on the Certificates is based on the taxation law in force at the date of this Base Offering Memorandum, and does not constitute legal or tax advice. Prospective investors should be aware that the relevant fiscal rules and practice and their interpretation may change.

Pursuant to Article 18 of Abu Dhabi Law No. (4) of 2013 concerning Abu Dhabi Global Market (the **2013 ADGM Law**), entities licensed, registered or otherwise authorised to carry on financial services in the ADGM and their employees shall be subject to a zero rate of tax for a period of 50 years from 19 February 2013. This zero rate of tax applies to income, corporation and capital gains tax. In addition, the tax rate will also extend to the transfer of assets, profits or wages in any currency to any destination outside the ADGM. Article 18 of the 2013 ADGM Law also provides that it is possible to renew the 50-year period to a similar period pursuant to a resolution by the Abu Dhabi Executive Council. As a result no payments made by the Trustee under the Certificates are subject to any tax in the ADGM, whether by withholding or otherwise.

U.S. Federal Income Taxation

The following is a summary of certain material U.S. federal income tax consequences of the acquisition, ownership and disposition of Certificates by a U.S. Holder (as defined below). This summary deals only with purchasers of Certificates that are U.S. Holders, acquire such Certificates at initial issuance at their issue price (as defined below) and will hold the Certificates as capital assets (generally, property held for investment).

The discussion does not cover all aspects of U.S. federal income taxation that may be relevant to, or the actual tax effect that any of the matters described herein will have on, the acquisition, ownership or disposition of Certificates by particular investors. In particular, this summary does not discuss all of the tax considerations that may be relevant to certain types of investors subject to special treatment under the U.S. federal income tax laws (including, without limitation: (a) financial institutions; (b) insurance companies; (c) dealers or traders in stocks, securities, or currencies or notional principal contracts; (d) regulated investment companies; (e) real estate investment trusts; (f) tax-exempt organisations; (g) partnerships, pass-through entities, or persons that hold Certificates through pass-through entities; (h) investors that hold Certificates as part of a straddle, hedge, conversion, constructive sale or other integrated transaction for U.S. federal income tax purposes; (i) U.S. Holders that have a functional currency other than the U.S. dollar; (j) accrual basis taxpayers subject to special rules for the taxable year of inclusion under Section 451(b) of the Code (as defined below); and (k) U.S. expatriates and former long-term residents of the United States) all of whom may be subject to tax rules that differ significantly from those summarised below. This summary does not address U.S. federal estate, gift or alternative minimum tax considerations, Medicare contribution tax on net investment income considerations, or non-U.S., state or local tax considerations.

As used herein, the term **U.S. Holder** means a beneficial owner of Certificates that is for U.S. federal income tax purposes, (a) a citizen or individual resident of the United States; (b) a corporation created or organised in or under the laws of the United States or any state thereof; (c) an estate the income of which is subject to U.S. federal income tax without regard to its source; or (d) a trust if a court within the United States is able to exercise primary supervision over the administration of the trust and one or more United States persons have the authority to control

all substantial decisions of the trust, or a trust which has validly elected to be treated as a United States person for U.S. federal income tax purposes.

If a partnership (or any other entity or arrangement treated as fiscally transparent for U.S. federal income tax purposes) holds Certificates, the tax treatment of a partner in such partnership generally will depend upon the status of the partner and the activities of the partnership. Any such partner or partnership should consult their tax advisers as to the U.S. federal income tax consequences to them of the acquisition, ownership and disposition of Certificates.

This summary is based on the tax laws of the United States including the Code, its legislative history, existing and proposed regulations promulgated thereunder, published rulings and court decisions, all as currently in effect and all of which are subject to change at any time, possibly with retroactive effect. No rulings have been or will be sought from the U.S. Internal Revenue Service (the **IRS**) with respect to any of the matters discussed below, and no assurance can be given that the views of the IRS or a court with respect to those matters will not differ from those described below.

INVESTORS SHOULD CONSULT THEIR TAX ADVISERS TO DETERMINE THE TAX CONSEQUENCES TO THEM OF ACQUIRING, OWNING AND DISPOSING OF CERTIFICATES, INCLUDING THE APPLICATION TO THEIR PARTICULAR SITUATION OF THE U.S. FEDERAL INCOME TAX CONSIDERATIONS DISCUSSED BELOW.

The Trustee generally intends to treat Certificates issued under the Programme as debt, unless otherwise indicated in the supplemental U.S. federal income tax disclosure provided in a prospectus supplement or otherwise.

U.S. Holders

Overview

The Trustee intends to treat the Trust as a mere agency or security device, which is disregarded for U.S. federal income tax purposes, and to treat the Certificates as debt instruments for U.S. federal income tax purposes. Under this characterisation, U.S. Holders will be subject to U.S. federal income taxation as if they owned debt instruments. Prospective purchasers of the Certificates should consult their own tax advisers about the consequences in the event the Certificates are not treated as debt obligations of the Trustee for U.S. federal income tax purposes.

Potential Alternative Characterisation of the Certificates

The Trustee generally intends to treat Certificates issued under the Programme as debt, unless otherwise indicated in the supplemental U.S. federal income tax disclosure provided in a prospectus supplement or otherwise. However, the IRS may seek to characterise these Certificates as interests in a grantor trust for U.S. federal income tax purposes. Under this characterisation, while the taxation of the income, gain or loss attributable to the Certificates would be essentially the same as the consequences described above under "*Sale or Other Disposition of Certificates*" and "*Payment of Periodic Distribution Amounts*", the Trustee and U.S. Holders would be subject to certain information reporting applicable to foreign trusts. U.S. Holders that fail to comply with these information reporting requirements in a timely manner could be subject to significant penalties, including a penalty of up to 35 per cent. of the amount paid for a Certificate and 35 per cent. of distributions received from the Trustee. Moreover, a U.S. Holder that fails to file the appropriate information return within 90 days after the date on which the IRS mails notice of such failure to the holder may be liable for a penalty (in addition to the penalty described in the preceding sentence) of U.S.$10,000 for each 30-day period (or fraction thereof) during which such failure continues after the expiration of such 90-day period. A U.S. Holder could also be liable for penalties equal to 5 per cent. of the gross value of the portion of the trust owned by a U.S. Holder at the close of the year, if the Trustee failed to file a U.S. annual information return and provide each U.S. Holder with a foreign grantor trust owner statement. Similar penalties would be applicable to the Trustee for failure to comply. The Trustee does not expect that it will provide information that would allow either itself or U.S. Holders to comply

with foreign trust reporting obligations if they were determined to be applicable. Alternatively, it is possible the IRS could seek to characterise an interest in a Certificate as a direct interest in two separate instruments for U.S. federal income tax purposes, in which case the amount and timing of U.S. taxable income derived from the Certificates could differ from that described above, but the foreign trust reporting rules (and penalties) would not apply. U.S. Holders should consult their own tax advisers as to the potential alternative characterisation of the Certificates under U.S. federal income tax rules and the potential application of the foreign trust reporting rules and the tax consequences generally with respect to an investment in the Certificates.

Payment of Periodic Distribution Amounts

General

Under the U.S. federal income tax rules applicable to debt instruments, payments of Periodic Distribution Amounts will be treated as payments of interest for U.S. federal income tax purposes. Profit on a Certificate held by a U.S. Holder, including the payment of any additional amounts whether payable in U.S. dollars or a currency other than U.S. dollars (**foreign currency** interest on a **Foreign Currency Certificate**), other than profit on a "Discount Certificate" that is not "qualified stated interest" (each as defined below under "*Original Issue Discount—General*"), will be taxable to such U.S. Holder as ordinary income at the time it is received or accrued, in accordance with the U.S. Holder's method of accounting for tax purposes. Periodic Distribution Amounts paid by the Trustee on the Certificates and original issue discount (**OID**), if any, accrued with respect to the Certificates (as described below under "*Original Issue Discount—General*") and payments of any additional amounts generally will constitute income from sources outside the United States subject to the rules regarding the foreign tax credit allowable to a U.S. Holder (and the limitations imposed thereon). Prospective purchasers should consult their tax advisers concerning the foreign tax credit implications of the payment of any foreign taxes with respect to the Certificates (if applicable).

Original Issue Discount

General

The following is a summary of certain U.S. federal income tax consequences to a U.S. Holder of the ownership of Certificates issued with OID. The following summary does not discuss Certificates that are characterised as contingent payment debt instruments for U.S. federal income tax purposes (**CPDIs**). If Certificates are issued that are characterised as CPDIs, supplemental U.S. federal income tax disclosure may be separately provided in a prospectus supplement or otherwise.

A Certificate, other than a Certificate with a term of one year or less (a **Short-Term Certificate**), will be treated as issued with OID (a **Discount Certificate**) if the excess of the Certificate's "stated redemption price at maturity" (as defined below) over its issue price is at least a *de minimis* amount (0.25 per cent. of the Certificate's stated redemption price at maturity multiplied by the number of complete years to its maturity) (or its "weighted average maturity" in the case of a Certificate that provides for payments other than "qualified stated interest" before maturity (an **instalment obligation**)). A Certificate's weighted average maturity is the sum of the following amounts determined for each payment on a Certificate (other than a payment of qualified stated interest): (a) the number of complete years from the issue date until the payment is made multiplied by (b) a fraction, the numerator of which is the amount of the payment and the denominator of which is the Certificate's stated redemption price at maturity. Generally, the "issue price" of a Certificate under the applicable Pricing Supplement will be the first price at which a substantial amount of such Certificates included in the issue of which the Certificate is a part is sold to persons other than bond houses, brokers, or similar persons or organisations acting in the capacity of underwriters, placement agents, or wholesalers. The "stated redemption price" at maturity of a Certificate is the total of all payments provided by the Certificate that are not payments of "qualified stated interest". A "qualified stated interest" payment generally is any one of a series of stated profit payments on a Certificate that are unconditionally payable in cash or in property (other than in debt instruments of the Trustee) at least annually at a single fixed rate (with certain exceptions for lower rates paid during some periods), or a variable rate (in the circumstances described below under "*—Variable Interest Rate Certificates*"), applied to the outstanding face

amount of the Certificate. Solely for the purposes of determining whether a Certificate has OID, the Trustee will be deemed to exercise any call option that has the effect of decreasing the yield on the Certificate, and the U.S. Holder will be deemed to exercise any put option that has the effect of increasing the yield on the Certificate. If a Certificate has *de minimis* OID, a U.S. Holder must include the *de minimis* amount in income as stated principal payments are made on the Certificate, unless the U.S. Holder makes the election described below under "—*Election to Treat All Interest as Original Issue Discount*". A U.S. Holder can determine the includible amount with respect to each such payment by multiplying the total amount of the Certificate's *de minimis* OID by a fraction equal to the amount of the principal payment made divided by the stated face amount of the Certificate.

U.S. Holders of Discount Certificates must include OID in income calculated on a constant yield method before the receipt of cash attributable to the income, and generally will have to include in income increasingly greater amounts of OID over the life of the Discount Certificates, regardless of their method of accounting. The amount of OID includible in income by a U.S. Holder of a Discount Certificate is the sum of the daily portions of OID with respect to the Discount Certificate for each day during the taxable year or the portion of the taxable year in which the U.S. Holder holds the Discount Certificate (**accrued OID**). The daily portion is determined by allocating to each day in any accrual period a pro rata portion of the OID allocable to that accrual period. Accrual periods with respect to a Certificate may be of any length selected by the U.S. Holder and may vary in length over the term of the Certificates as long as (a) no accrual period is longer than one year; and (b) each scheduled payment of profit or principal on the Certificate occurs on either the final or first day of an accrual period. The amount of OID allocable to an accrual period equals the excess of (a) the product of the Discount Certificate's adjusted issue price at the beginning of the accrual period and the Discount Certificate's yield to maturity (determined on the basis of compounding at the close of each accrual period and properly adjusted for the length of the accrual period) over (b) the sum of the payments of qualified stated interest on the Certificate allocable to the accrual period. The "adjusted issue price" of a Discount Certificate at the beginning of any accrual period is the issue price of the Certificate increased by (x) the amount of accrued OID for each prior accrual period and decreased by (y) the amount of any payments previously made on the Certificate that were not qualified stated interest payments.

Election to Treat All Interest as Original Issue Discount

A U.S. Holder may elect to include in gross income all profit that accrues on a Certificate using the constant yield method described above under "—*General*", with certain modifications. For purposes of this election, interest includes stated interest, OID, *de minimis* OID and unstated interest. If a U.S. Holder makes this election for the Certificate, then, when the constant yield method is applied, the issue price of the Certificate will equal the U.S. Holder's adjusted basis immediately after its acquisition of the Certificate, the issue date of the Certificate will be the date of acquisition, and no payments on the Certificate will be treated as payments of qualified stated interest. This election generally will apply only to the Certificate with respect to which it is made and may not be revoked without the consent of the IRS. U.S. Holders should consult their tax advisers concerning the propriety and consequences of this election.

Short-Term Certificates

In general, an individual or other cash basis U.S. Holder of a Short-Term Certificate is not required to accrue OID (calculated as set forth below for the purposes of this paragraph) for U.S. federal income tax purposes unless it elects to do so (but should be required to include any stated profit in income as the profit is received). Accrual basis U.S. Holders and certain other U.S. Holders are required to accrue OID on Short-Term Certificates on a straight line basis or, if the U.S. Holder so elects, under the constant yield method (based on daily compounding). In the case of a U.S. Holder not required and not electing to include OID in income currently, any gain realised on the sale or other disposition of the Short-Term Certificate will be ordinary income to the extent of the OID accrued on a straight line basis (or a constant yield basis if an election is made to accrue the OID under the constant yield method) through the date of sale or other disposition. U.S. Holders who are not required and do not elect to accrue OID on Short-Term Certificates will be required to defer deductions for interest on borrowings allocable to Short-Term Certificates in an amount not exceeding the deferred income until the deferred income is realised.

For purposes of determining the amount of OID subject to these rules, all profit payments on a Short-Term Certificate are included in the Short-Term Certificate's stated redemption price at maturity. A U.S. Holder may elect to determine OID on a Short-Term Certificate as if the Short-Term Certificate had been originally issued to the U.S. Holder at the U.S. Holder's purchase price for the Short-Term Certificate. This election shall apply to all obligations with a maturity of one year or less acquired by the U.S. Holder on or after the first day of the first taxable year to which the election applies, and may not be revoked without the consent of the IRS.

Sale or Other Disposition of Certificates

A U.S. Holder's tax basis in a Certificate generally will be its cost, increased by the amount of any OID included in the U.S. Holder's income with respect to the Certificate and the amount, if any, of income attributable to *de minimis* OID included in the U.S. Holder's income with respect to the Certificate, and reduced by the amount of any payments other than qualified stated interest payments.

A U.S. Holder generally will recognise gain or loss on the sale or other disposition of a Certificate equal to the difference between the amount realised on the sale or other disposition and the tax basis of the Certificate. Except to the extent described above under "*Original Issue Discount—Short-Term Certificates*" or attributable to accrued but unpaid profit or changes in exchange rates (as discussed below), gain or loss recognised on the sale or other disposition of a Certificate will be capital gain or loss and generally will be treated as from U.S. sources for purposes of the U.S. foreign tax credit limitation. In the case of a U.S. Holder that is an individual, estate or trust, the maximum marginal federal income tax rates applicable to capital gain are currently lower than the maximum marginal rates applicable to ordinary income if the Certificates have been held for more than one year at the time of the sale or other disposition. The deductibility of capital losses is subject to significant limitations.

Foreign Currency Certificates

Profit and OID

If a profit payment is denominated in, or determined by reference to, a foreign currency, the amount of income recognised by a cash basis U.S. Holder will be the U.S. dollar value of the profit payment, based on the exchange rate in effect on the date of receipt, regardless of whether the payment is in fact converted into U.S. dollars. An accrual basis U.S. Holder may determine the amount of income recognised with respect to a Foreign Currency Certificate in accordance with either of two methods.

Under the first method, the amount of income accrued will be based on the average exchange rate in effect during the profit accrual period (or, in the case of an accrual period that spans two taxable years of a U.S. Holder, the part of the period within the taxable year). Under the second method, the U.S. Holder may elect to determine the amount of income accrued on the basis of the exchange rate in effect on the last day of the accrual period (or, in the case of an accrual period that spans two taxable years, the exchange rate in effect on the last day of the part of the period within the taxable year). Additionally, if the last day of the accrual period is within five business days of the date of receipt of the accrued profit, a U.S. Holder that has made such election may translate accrued profit using the spot rate of exchange in effect on the date of receipt. The above election will apply to all debt obligations held by such U.S. Holder and may not be changed without the consent of the IRS. A U.S. Holder will recognise, as ordinary income or loss, foreign currency exchange gain or loss with respect to accrued profit income on the date the profit is actually or constructively received, reflecting fluctuations in currency exchange rates between the spot rate of exchange used to determine the accrued profit income for the relevant accrual period and the spot rate of exchange on the date such profit is actually or constructively received.

OID for each accrual period on a Discount Certificate that is denominated in, or determined by reference to, a foreign currency, will be determined in the foreign currency and then translated into U.S. dollars in the same manner as stated interest accrued by an accrual basis U.S. Holder, as described above. Upon receipt of an amount attributable to OID (whether in connection with a payment of profit or the sale or other disposition of the Certificate), a U.S. Holder may recognise foreign exchange gain or loss (taxable as ordinary income or loss) equal

to the difference between the amount received (translated into U.S. dollars at the spot rate on the date of receipt) and the amount previously accrued, regardless of whether the payment is in fact converted into U.S. dollars.

Sale or Other Disposition of Certificates

A U.S. Holder's tax basis in a Foreign Currency Certificate will be determined by reference to the U.S. dollar cost of the Certificate. The U.S. dollar cost of a Certificate purchased with foreign currency generally will be the U.S. dollar value of the purchase price on the date of purchase or, in the case of Certificates traded on an established securities market, that are purchased by a cash basis U.S. Holder (or an accrual basis U.S. Holder that so elects), on the settlement date for the purchase.

A U.S. Holder generally will recognise gain or loss on the sale or other disposition of a Certificate equal to the difference between the amount realised on the sale or other disposition and its tax basis in the Certificate. The amount realised on a sale or other disposition for an amount in foreign currency will be the U.S. dollar value of this amount on the date of sale or other disposition or, in the case of Certificates traded on an established securities market, sold by a cash basis U.S. Holder (or an accrual basis U.S. Holder that so elects), on the settlement date for the sale. Such an election by an accrual basis U.S. Holder must be applied consistently from year to year and cannot be revoked without the consent of the IRS.

A U.S. Holder will recognise U.S. source exchange rate gain or loss (taxable as ordinary income or loss) on the sale or other disposition of a Foreign Currency Certificate equal to the difference, if any, between the U.S. dollar values of the U.S. Holder's purchase price for the Certificate (or, if less, the face amount of the Certificate) (i) on the date of sale or other disposition, or, in the case of Certificates traded on an established securities market sold by a cash basis U.S. Holder (or an accrual basis U.S. Holder that so elects), on the settlement date for the sale and (ii) the date on which the U.S. Holder acquired the Certificate. Any such exchange rate gain or loss (including any exchange gain or loss with respect to the receipt of accrued but unpaid profit) will be realised only to the extent of total gain or loss realised on the sale or retirement.

Foreign Tax Credit Considerations

If ADGM taxes were to be imposed on payments with respect to the Certificates, see "*—Abu Dhabi Global Market*", subject to applicable limitations and holding period requirements, a U.S. Holder may be eligible to elect to claim a credit against its U.S. federal income tax liability for any such Bahraini taxes. A U.S. Holder that does not claim a U.S. foreign tax credit generally may instead claim a deduction for any such ADGM taxes, but only for any taxable year in which such U.S. Holder elects to do so with respect to all non-U.S. income taxes. The rules relating to foreign tax credits are very complex, and each U.S. Holder should consult its own tax advisers regarding the application of such rules and the creditability or deductibility of any Bahraini taxes.

Backup Withholding and Information Reporting

In general, payments of principal, profit and accrued OID on, and the proceeds of a sale, redemption or other disposition of, Certificates, payable to a U.S. Holder by a U.S. or certain U.S.-related paying agents or intermediaries will be reported to the IRS and to the U.S. Holder as may be required under applicable regulations. Backup withholding will apply to these payments (including payments of OID) if the U.S. Holder fails to provide an accurate taxpayer identification number or certification of exempt status or otherwise comply with the applicable backup withholding requirements. Certain U.S. Holders are not subject to backup withholding.

Backup withholding is not an additional tax. The amount of any backup withholding from a payment to a U.S. Holder will be allowed as a credit against the U.S. Holder's U.S. federal income tax liability and may entitle the U.S. Holder to a refund, provided that the required information is timely furnished to the IRS in the manner required. Certain U.S. Holders (including, among others, corporations) are not subject to information reporting or backup withholding. U.S. Holders should consult their tax advisers as to their qualification for exemption from information reporting and/or backup withholding.

Reportable Transaction Reporting

Under certain U.S. Treasury Regulations, U.S. Holders that participate in "reportable transactions" (as defined in the U.S. Treasury Regulations) must attach to their U.S. federal income tax returns a disclosure statement on Form 8886. Under the relevant rules, if the Certificates are denominated in a foreign currency, a U.S. Holder may be required to treat foreign currency exchange loss from the Certificates as a reportable transaction if this loss exceeds the relevant threshold in the regulations (U.S.$50,000 in a single taxable year, if the U.S. Holder is an individual or trust, or higher amount for other non-individual U.S. Holders), and to disclose its investment by filing Form 8886 with the IRS. A penalty of up to U.S.$10,000 in the case of a natural person and U.S.$50,000 in all other cases may be imposed in any taxable year on any taxpayer that fails to timely file an information return with the IRS with respect to a transaction resulting in a loss that is treated as a reportable transaction. U.S. Holders should consult their own tax advisers as to the possible obligation to file Form 8886 with respect to the ownership or disposition of the Certificates, or any related transaction, including without limitation, the disposition of any foreign currency received as profit or as proceeds from the sale, exchange or retirement of the Certificates.

Specified Foreign Financial Assets

Certain United States persons that own "specified foreign financial assets", including securities issued by any foreign person, either directly or indirectly or through certain foreign financial institutions, may be subject to additional reporting obligations if the aggregate value of all of those assets exceeds U.S.$50,000 on the last day of the taxable year or U.S.$75,000 at any time during the taxable year, or certain other requirements are met. The Certificates may be treated as specified foreign financial assets, and U.S. Holders may be subject to this information reporting regime. Significant penalties and an extended statute of limitations may apply to a U.S. Holder that fails to file information reports. U.S. Holders should consult their own tax advisers regarding these potential information reporting obligations.

FATCA

Pursuant to certain provisions of the U.S. Internal Revenue Code of 1986, as amended, commonly known as FATCA, a **foreign financial institution** (as defined by FATCA) may be required to withhold on certain payments it makes (**foreign passthru payments**) to persons that fail to meet certain certification, reporting or related requirements. The Trustee may be classified as a foreign financial institution for these purposes. A number of jurisdictions (including the UAE) have entered into, or have agreed in substance to, intergovernmental agreements (**IGAs**) with the United States to implement FATCA, which modify the way in which FATCA applies in their jurisdictions. Under the provisions of the IGAs as currently in effect, a foreign financial institution in an IGA jurisdiction would generally not be required to withhold under FATCA or an IGA from payments that it makes. Certain aspects of the application of the FATCA provisions and IGAs to instruments such as Certificates, including whether withholding would ever be required pursuant to FATCA or an IGA with respect to payments on instruments such as Certificates, are uncertain and may be subject to change. Even if withholding would be required pursuant to FATCA or an IGA with respect to payments on instruments such as Certificates, such withholding would not apply prior to the date that is two years after the date on which final regulations defining foreign passthru payment are published in the U.S. Federal Register and Certificates issued on or prior to the date that is six months after the date on which final regulations defining foreign passthru payments are filed with the U.S. Federal Register generally would be grandfathered for purposes of FATCA withholding unless materially modified after such date. Certificateholders should consult their own tax advisers regarding how these rules may apply to their investment in Certificates.

The Proposed Financial Transactions Tax (FTT)

On 14 February 2013, the European Commission published a proposal (the **Commission's proposal**) for a Directive for a common financial transaction tax (**FTT**) in Belgium, Germany, Estonia, Greece, Spain, France, Italy, Austria, Portugal, Slovenia and Slovakia (the **participating Member States**). However, Estonia has since stated that it will not participate.

The Commission's proposal has very broad scope and could, if introduced, apply to certain dealings in Certificates (including secondary market transactions) in certain circumstances. Primary market transactions referred to in Article 5(c) of Regulation (EC) No 1287/2006 are expected to be exempt.

Under the Commission's proposal, the FTT could apply in certain circumstances to persons both within and outside of the participating Member States. Generally, it would apply to certain dealings in Certificates where at least one party is a financial institution, and at least one party is established in a participating Member State. A financial institution may be, or be deemed to be, "established" in a participating Member State in a broad range of circumstances, including: (i) by transacting with a person established in a participating Member State; or (ii) where the financial instrument which is subject to the dealings is issued in a participating Member State.

However, the FTT proposal remains subject to negotiation between participating Member States. It may therefore be altered prior to any implementation, the timing of which remains unclear. Additional EU Member States may decide to participate.

Prospective holders of Certificates are advised to seek their own professional advice in relation to the FTT.

CERTAIN ERISA AND RELATED CONSIDERATIONS

The U.S. Employee Retirement Income Security Act of 1974, as amended (**ERISA**), and Section 4975 of the U.S. Internal Revenue Code of 1986, as amended (the **Code**), impose certain restrictions on: (a) "employee benefit plans" (as defined in Section 3(3) of ERISA) that are subject to Part 4 of Subtitle B of Title I of ERISA; (b) "plans" (as defined in Section 4975(e)(1) of the Code) that are subject to Section 4975 of the Code, including individual retirement accounts, health savings accounts and Keogh plans (together with (a), **Plans**); (c) persons or entities whose underlying assets include, or are deemed to include "plan assets" under the U.S. Department of Labor regulation at 29 C.F.R. § 2510.3-101, as modified by Section 3(42) of ERISA (the **Plan Asset Regulation**), for the purposes of Part 4 of Subtitle B of Title I of ERISA or Section 4975 of the Code, by reason of a Plan's investment in such persons or entities (each of (a) – (c), a **Benefit Plan Investor**); and (d) persons who have certain specified relationships to a Plan, including the Plan's fiduciaries and other service providers ("parties in interest" under Section 3(14) of ERISA and "disqualified persons" under Section 4975(e)(2) of the Code; collectively, **Parties in Interest**). ERISA also imposes certain duties on persons who are fiduciaries of Plans that are subject to Part 4 of Subtitle B of Title I of ERISA, and Section 406 of ERISA and Section 4975 of the Code prohibit certain transactions between a Plan and Parties in Interest. Violations of these rules may result in the imposition of excise taxes and other penalties and liabilities under ERISA and the Code.

Section 406 of ERISA and Section 4975 of the Code prohibit a broad range of transactions involving the assets of a Benefit Plan Investor and Parties in Interest, unless a statutory or administrative exemption is available. Parties in Interest that participate in a non-exempt prohibited transaction may be subject to penalties imposed under ERISA and/or excise taxes imposed pursuant to Section 4975 of the Code. In addition, the fiduciary of the Benefit Plan Investor that is engaged in such a non-exempt prohibited transaction may be subject to penalties under ERISA and the Code.

"Governmental plans" (as defined in Section 3(32) of ERISA), certain "church plans" (as defined in Section 3(33) of ERISA) that have made no election under Section 410(d) of the Code and non-U.S. plans (as described in Section 4(b)(4) of ERISA), while not subject to the fiduciary responsibility provisions of ERISA or the prohibited transaction provisions of Section 406 of ERISA or Section 4975 of the Code, may nevertheless be subject to any federal, state, local or non-U.S. laws or regulations that are substantially similar to the prohibited transaction provisions of Section 406 of ERISA or Section 4975 of the Code (**Similar Law**). Accordingly, fiduciaries on any such plans should consult with their counsel before purchasing the Certificates (or any interest therein).

The Plan Asset Regulation sets out the standards that will apply for determining what constitutes the assets of a Benefit Plan Investor with respect to the Benefit Plan Investor's investment in an entity for the purposes of certain provisions of ERISA, including the fiduciary responsibility provisions of Part 4 of Subtitle B of Title I of ERISA, Section 406 of ERISA and Section 4975 of the Code. Under the Plan Asset Regulation, if a Benefit Plan Investor invests in an "equity interest" of an entity that is neither a "publicly-offered security" nor a security issued by an investment company registered under the Investment Company Act, the Benefit Plan Investor's assets include both the equity interest and an undivided interest in each of the entity's underlying assets, unless it is established that the entity is an "operating company" or that equity participation in the entity by Benefit Plan Investors is not "significant". The Plan Asset Regulation generally defines equity participation in an entity by Benefit Plan Investors as "significant" if 25 per cent. or more of the total value of any class of equity interest in the entity is held by Benefit Plan Investors, excluding any interest held by (a) persons or entities (other than Benefit Plan Investors) that have discretionary authority or control over the assets of the entity, or that provide investment advice with respect to such assets for a fee, directly or indirectly, or (b) "affiliates" thereof (as defined in paragraph (f)(3) of the Plan Asset Regulation). If the assets of the Trustee were deemed to be assets of a Benefit Plan Investor or "plan assets" for the purposes of Part 4 of Subtitle B of Title I of ERISA or Section 4975 of the Code, the Trustee, and any other party with discretionary control over such assets, would be subject to certain fiduciary obligations under Part 4 of Subtitle 4 of Title I of ERISA and certain transactions that the Trustee might enter into, or may have entered into, in the ordinary course of business might constitute or result in non-exempt prohibited transactions under Section 406 of ERISA or Section 4975 of the Code and might have to be rescinded.

Accordingly, each initial purchaser of the Certificates (or any interest therein) and each subsequent transferee will be deemed to have acknowledged, represented, warranted and agreed, by its purchase or holding of Certificates (or any interest therein), that: (a) it is not, and is not acting on behalf of (and for so long as it holds Certificates (or any interest therein) will not be, and will not be acting on behalf of) (i) a Benefit Plan Investor or (ii) a governmental, church or non-U.S. plan that is subject to any Similar Law, unless, under this subsection (ii), its acquisition, holding and disposition of the Certificates (or any interest therein) will not constitute or result in a violation of any applicable Similar Law or subject the Trust or any transaction thereby to any such Similar Law; and (b) it and any person causing it to acquire any of the Certificates (or any interest therein) agrees to indemnify and hold harmless the Trust, the Trustee Administrator, the Trustee, the Obligor, the Arranger and the Dealers and their respective affiliates from any actual cost (excluding cost of funding), actual damage or actual loss (excluding opportunity loss) incurred by them as a result of it being or being deemed to be a Benefit Plan Investor or a plan subject to any Similar Law. Each fiduciary of a plan subject to Similar Law should consult with its legal or other advisors concerning the potential consequences to the plan under any applicable Similar Law of an investment in the Certificates (or any interest therein). This Base Offering Memorandum is not directed to any particular investor, nor does it address the needs of any particular investor.

TRANSFER RESTRICTIONS

As a result of the following restrictions, purchasers of Certificates in the United States are advised to consult legal counsel prior to making any purchase, offer, sale, resale or other transfer of such Certificates. See "Form of the Certificates".

Each purchaser of Certificates (other than a person purchasing an interest in a Global Certificate with a view to holding it in the form of an interest in the same Global Certificate) or person wishing to transfer an interest from one Global Certificate to another or from global to definitive form or *vice versa*, will be required to acknowledge, represent and agree, and each person purchasing an interest in a Global Certificate with a view to holding it in the form of an interest in the same Global Certificate will be deemed to have acknowledged, represented, warranted and agreed, as follows (terms used in this paragraph that are defined in Rule 144A or in Regulation S are used herein as defined therein):

(i) that either: (a) it is a QIB that is also a QP, purchasing (or holding) the Certificates for its own account or for the account of one or more QIBs that are also QPs in a minimum face amount, in each case, of U.S.$200,000 (or the equivalent amount in a foreign currency) and it is aware that any sale to it is being made in reliance on Rule 144A; or (b) it is outside the United States and is not a U.S. person;

(ii) that it is not a broker-dealer which owns and invests on a discretionary basis less than U.S.$25,000,000 in securities of unaffiliated issuers;

(iii) that it is not formed for the purpose of investing in the Trustee;

(iv) that it, and each account for which it is purchasing, will hold and transfer at least the minimum denomination of the Certificates;

(v) that it understands that the Trustee may receive a list of participants holding positions in its securities from one or more book-entry depositories;

(vi) that the Certificates are being offered and sold in a transaction not involving a public offering in the United States within the meaning of the Securities Act, and that the Certificates and the Master Declaration of Trust have not been and will not be registered under the Securities Act or any other applicable U.S. State securities laws and, accordingly, the Certificates may not be offered or sold within the United States or to, or for the account or benefit of, U.S. persons, except as set forth below;

(vii) that, unless it holds an interest in a Regulation S Global Certificate and is a non-U.S. person located outside the United States, if in the future it decides to resell, pledge or otherwise transfer the Certificates or any beneficial interests in the Certificates, it will do so prior to the expiration of the applicable required holding period determined pursuant to Rule 144 of the Securities Act: (a) to the Trustee or any affiliate thereof; (b) inside the United States to a person whom the seller reasonably believes is a QIB that is also a QP purchasing for its own account or for the account of a QIB that is also a QP in a transaction meeting the requirements of Rule 144A; (c) outside the United States in compliance with Rule 903 or Rule 904 under the Securities Act; (d) pursuant to the exemption from registration provided by Rule 144 under the Securities Act (if available) or any other available exemption from the registration requirement of the Securities Act; or (e) pursuant to an effective registration statement under the Securities Act, in each case in accordance with all applicable U.S. State securities laws;

(viii) it will, and will require each subsequent holder to, notify any purchaser or transferee, as applicable, of the Certificates from it of the resale and transfer restrictions referred to in paragraph (xiii) below, if then applicable;

(ix) that Certificates initially offered in the United States to QIBs that are also QPs will be represented by one or more Rule 144A Global Certificates and that Certificates offered outside the United States in reliance on Regulation S will be represented by a Regulation S Global Certificate;

(x) that it understands that the Trustee (upon the instructions of the Obligor) has the power to compel any beneficial owner of Certificates represented by a Rule 144A Global Certificate that is a U.S. person and is not a QIB that is also a QP to sell its interest in such Certificates, or may sell such interest on behalf of such owner. Trustee has the right to refuse to honour the transfer of an interest in any Rule 144A Global Certificate to a U.S. person who is not a QIB that is also a QP. Any purported transfer of an interest in a Rule 144A Global Certificate to a purchaser that does not comply with the requirements of the transfer restrictions herein will be of no force and effect and will be void *ab initio*;

(xi) that: (a) it is not and is not acting on behalf of (i) a Benefit Plan Investor or (ii) a governmental, church or non-U.S. plan that is subject to any Similar Law, unless, under this subsection (ii), the purchase and holding of the Certificate would not result in a violation of any applicable Similar Law or subject the Trust or any transaction thereby to any such Similar Law; and (b) it will not sell or otherwise transfer any Certificates or interest to any person unless the same foregoing representations and warranties apply to that person;

(xii) that the Certificates in registered form, other than the Regulation S Global Certificates, will bear a legend to the following effect unless otherwise agreed to by the Trustee:

"THIS SECURITY HAS NOT BEEN AND WILL NOT BE REGISTERED UNDER THE U.S. SECURITIES ACT OF 1933, AS AMENDED (THE **SECURITIES ACT**), OR ANY OTHER APPLICABLE U.S. STATE SECURITIES LAWS, NEITHER THE TRUSTEE NOR THE OBLIGOR HAS REGISTERED OR INTENDS TO REGISTER AS AN INVESTMENT COMPANY UNDER THE INVESTMENT COMPANY ACT OF 1940, AS AMENDED (THE **INVESTMENT COMPANY ACT**), AND, ACCORDINGLY, THE SECURITIES MAY NOT BE OFFERED OR SOLD WITHIN THE UNITED STATES OR TO, OR FOR THE ACCOUNT OR BENEFIT OF, U.S. PERSONS EXCEPT AS SET FORTH IN THE FOLLOWING SENTENCE. BY ITS ACQUISITION HEREOF, THE HOLDER: (A) REPRESENTS THAT IT IS A **QUALIFIED INSTITUTIONAL BUYER** (AS DEFINED IN RULE 144A UNDER THE SECURITIES ACT) (A **QIB**) THAT IS ALSO A QUALIFIED PURCHASER WITHIN THE MEANING OF SECTION 2(a)(51)(A) OF THE INVESTMENT COMPANY ACT (A **QP**), PURCHASING THE SECURITIES FOR ITS OWN ACCOUNT OR FOR THE ACCOUNT OF ONE OR MORE QIBS THAT ARE QPS IN A MINIMUM FACE AMOUNT, IN EACH CASE, OF U.S.$200,000 (OR THE EQUIVALENT AMOUNT IN A FOREIGN CURRENCY); (B) AGREES THAT IT WILL NOT RESELL OR OTHERWISE TRANSFER THE SECURITIES EXCEPT IN ACCORDANCE WITH THE AGENCY AGREEMENT AND, PRIOR TO EXPIRATION OF THE APPLICABLE REQUIRED HOLDING PERIOD DETERMINED PURSUANT TO RULE 144 OF THE SECURITIES ACT FROM THE LATER OF THE LAST ISSUE DATE FOR THE SERIES AND THE LAST DATE ON WHICH THE TRUSTEE OR AN AFFILIATE OF THE TRUSTEE WAS THE OWNER OF SUCH SECURITIES OTHER THAN: (1) TO THE TRUSTEE OR ANY AFFILIATE THEREOF; (2) INSIDE THE UNITED STATES TO A PERSON WHOM THE SELLER OR ANY PERSON ACTING ON ITS BEHALF REASONABLY BELIEVES IS A QIB WITHIN THE MEANING OF RULE 144A UNDER THE SECURITIES ACT THAT IS ALSO A QP PURCHASING FOR ITS OWN ACCOUNT OR FOR THE ACCOUNT OF A QIB THAT IS ALSO A QP IN A TRANSACTION MEETING THE REQUIREMENTS OF RULE 144A; (3) OUTSIDE THE UNITED STATES IN COMPLIANCE WITH RULE 903 OR RULE 904 UNDER THE SECURITIES ACT; (4) PURSUANT TO THE EXEMPTION FROM REGISTRATION PROVIDED BY RULE 144 UNDER THE SECURITIES ACT (**RULE 144**) (IF AVAILABLE); OR (5) PURSUANT TO AN EFFECTIVE REGISTRATION STATEMENT UNDER THE SECURITIES ACT, IN EACH CASE IN ACCORDANCE WITH ALL APPLICABLE SECURITIES LAWS OF THE STATES OF THE UNITED STATES AND ANY OTHER JURISDICTION; AND (C) AGREES THAT IT WILL DELIVER TO EACH PERSON TO WHOM

THIS SECURITY IS TRANSFERRED A NOTICE SUBSTANTIALLY TO THE EFFECT OF THIS LEGEND. NO REPRESENTATION CAN BE MADE AS TO THE AVAILABILITY OF THE EXEMPTION PROVIDED BY RULE 144 FOR RESALES OF THE SECURITY.

ANY RESALE OR OTHER TRANSFER OF THIS SECURITY (OR BENEFICIAL INTEREST HEREIN) WHICH IS NOT MADE IN COMPLIANCE WITH THE RESTRICTIONS SET FORTH HEREIN WILL BE OF NO FORCE AND EFFECT, WILL BE NULL AND VOID *AB INITIO* AND WILL NOT OPERATE TO TRANSFER ANY RIGHTS TO THE TRANSFEREE, NOTWITHSTANDING ANY INSTRUCTIONS TO THE CONTRARY TO THE TRUSTEE OR ANY OF ITS AGENTS. IN ADDITION TO THE FOREGOING, IN THE EVENT OF A TRANSFER OF THIS SECURITY (OR BENEFICIAL INTEREST HEREIN) TO A U.S. PERSON WITHIN THE MEANING OF REGULATION S THAT IS NOT A QIB THAT IS ALSO A QP, THE TRUSTEE MAY (UPON THE INSTRUCTIONS OF THE OBLIGOR): (A) COMPEL SUCH TRANSFEREE TO SELL THIS SECURITY OR ITS INTEREST HEREIN TO A PERSON WHO: (I) IS A U.S. PERSON WHO IS A QIB THAT IS ALSO A QP; OR (II) IS NOT A U.S. PERSON WITHIN THE MEANING OF REGULATION S IN AN OFFSHORE TRANSACTION IN COMPLIANCE WITH REGULATION S; OR (B) COMPEL SUCH TRANSFEREE TO SELL THIS SECURITY OR ITS INTEREST HEREIN TO A PERSON DESIGNATED BY OR ACCEPTABLE TO THE OBLIGOR AT A PRICE EQUAL TO THE LESSER OF: (X) THE PURCHASE PRICE THEREFOR PAID BY THE ORIGINAL TRANSFEREE; (Y) 100 PER CENT. OF THE FACE AMOUNT THEREOF; OR (Z) THE FAIR MARKET VALUE THEREOF. THE TRUSTEE HAS THE RIGHT TO REFUSE TO HONOUR A TRANSFER OF THIS SECURITY OR INTEREST HEREIN TO A U.S. PERSON WHO IS NOT A QIB THAT IS ALSO A QP. EACH TRANSFEROR OF THIS SECURITY WILL PROVIDE NOTICE OF THE TRANSFER RESTRICTIONS SET FORTH HEREIN AND IN THE AGENCY AGREEMENT TO ITS TRANSFEREE. NONE OF THE TRUSTEE OR ANY OBLIGOR HAS REGISTERED AND NONE OF THEM INTENDS TO REGISTER UNDER THE INVESTMENT COMPANY ACT.

BY ACCEPTING THIS CERTIFICATE (OR ANY INTEREST HEREIN) EACH PURCHASER AND SUBSEQUENT TRANSFEREE OF THIS CERTIFICATE (OR ANY INTEREST HEREIN) WILL BE DEEMED TO HAVE ACKNOWLEDGED, REPRESENTED, WARRANTED AND AGREED THAT: (A) IT IS NOT, AND IT IS NOT ACTING ON BEHALF OF (AND FOR SO LONG AS IT HOLDS THIS CERTIFICATE (OR ANY INTEREST HEREIN) WILL NOT BE, AND WILL NOT BE ACTING ON BEHALF OF) (i) AN "EMPLOYEE BENEFIT PLAN" (AS DEFINED IN SECTION 3(3) OF THE U.S. EMPLOYEE RETIREMENT INCOME SECURITY ACT OF 1974, AS AMENDED (**ERISA**)) THAT IS SUBJECT TO THE PROVISIONS OF PART 4 OF SUBTITLE B OF TITLE I OF ERISA, (ii) A "PLAN" (AS DEFINED IN SECTION 4975(e)(1) OF THE U.S. INTERNAL REVENUE CODE OF 1986, AS AMENDED (**CODE**)) THAT IS SUBJECT TO SECTION 4975 OF THE CODE (iii) A PERSON OR ENTITY WHOSE UNDERLYING ASSETS INCLUDE, OR ARE DEEMED TO INCLUDE "PLAN ASSETS" UNDER THE U.S. DEPARTMENT OF LABOR REGULATION AT 29 C.F.R. § 2510.3-101, AS MODIFIED BY SECTION 3(42) OF ERISA, FOR THE PURPOSES OF PART 4 OF SUBTITLE B OF TITLE I OF ERISA OR SECTION 4975 OF THE CODE, BY REASON OF AN EMPLOYEE BENEFIT PLAN'S OR PLAN'S INVESTMENT IN THE PERSON OR ENTITY (EACH OF (i)-(iii), A **BENEFIT PLAN INVESTOR**) OR (iv) A GOVERNMENTAL, CHURCH OR NON-U.S. PLAN THAT IS SUBJECT TO ANY FEDERAL, STATE, LOCAL OR NON-U.S. LAWS OR REGULATIONS THAT ARE SUBSTANTIALLY SIMILAR TO THE PROHIBITED TRANSACTION PROVISIONS OF SECTION 406 OF ERISA OR SECTION 4975 OF THE CODE (**SIMILAR LAW**), UNLESS, UNDER THIS SUBSECTION (iv), ITS ACQUISITION, HOLDING AND DISPOSITION OF THIS CERTIFICATE (OR ANY INTEREST HEREIN) WILL NOT CONSTITUTE OR RESULT IN A VIOLATION OF ANY APPLICABLE SIMILAR LAW OR SUBJECT THE TRUST OR ANY TRANSACTION THEREBY TO ANY SUCH SIMILAR LAW; (B) IT AND ANY PERSON CAUSING IT TO ACQUIRE THIS CERTIFICATE (OR ANY INTEREST HEREIN) SHALL INDEMNIFY AND HOLD HARMLESS THE TRUST, THE TRUSTEE

ADMINISTRATOR, THE TRUSTEE, THE OBLIGOR, THE ARRANGER AND THE DEALERS AND THEIR RESPECTIVE AFFILIATES FROM ANY ACTUAL COST (EXCLUDING COST OF FUNDING), ACTUAL DAMAGE OR ACTUAL LOSS (EXCLUDING OPPORTUNITY LOSS) INCURRED BY THEM AS A RESULT OF IT BEING OR BEING DEEMED TO BE A BENEFIT PLAN INVESTOR OR A PLAN SUBJECT TO ANY SIMILAR LAW; AND (C) IT WILL NOT SELL OR OTHERWISE TRANSFER THIS CERTIFICATE OR ANY INTEREST HEREIN TO ANY PERSON UNLESS THE SAME FOREGOING REPRESENTATIONS AND WARRANTIES APPLY TO THAT PERSON. NO PURCHASE BY OR TRANSFER TO A BENEFIT PLAN INVESTOR OF THIS CERTIFICATE (OR ANY INTEREST HEREIN) WILL BE EFFECTIVE, AND NEITHER THE TRUSTEE NOR THE DELEGATE WILL RECOGNISE ANY SUCH ACQUISITION OR TRANSFER.

THE TRUSTEE MAY COMPEL EACH BENEFICIAL HOLDER HEREOF TO CERTIFY PERIODICALLY THAT SUCH OWNER IS A QIB THAT IS ALSO A QP.

THIS SECURITY AND RELATED DOCUMENTATION (INCLUDING, WITHOUT LIMITATION, THE AGENCY AGREEMENT REFERRED TO HEREIN) MAY BE AMENDED OR SUPPLEMENTED FROM TIME TO TIME, WITHOUT THE CONSENT OF, BUT UPON NOTICE TO, THE HOLDERS OF SUCH SECURITIES SENT TO THEIR REGISTERED ADDRESSES, TO MODIFY THE RESTRICTIONS ON AND PROCEDURES FOR RESALES AND OTHER TRANSFERS OF THIS SECURITY TO REFLECT ANY CHANGE IN APPLICABLE LAW OR REGULATION (OR THE INTERPRETATION THEREOF) OR IN PRACTICES RELATING TO RESALES OR OTHER TRANSFERS OF RESTRICTED SECURITIES GENERALLY. THE HOLDER OF THIS SECURITY SHALL BE DEEMED, BY ITS ACCEPTANCE OR PURCHASE HEREOF, TO HAVE AGREED TO ANY SUCH AMENDMENT OR SUPPLEMENT (EACH OF WHICH SHALL BE CONCLUSIVE AND BINDING ON THE HOLDER HEREOF AND ALL FUTURE HOLDERS OF THIS SECURITY AND ANY SECURITIES ISSUED IN EXCHANGE OR SUBSTITUTION THEREFOR, WHETHER OR NOT ANY NOTATION THEREOF IS MADE HEREON).";

(xiii) that the Certificates in registered form which are registered in the name of a nominee of DTC will bear an additional legend to the following effect unless otherwise agreed to by the Trustee:

"UNLESS THIS GLOBAL CERTIFICATE IS PRESENTED BY AN AUTHORISED REPRESENTATIVE OF THE DEPOSITORY TRUST COMPANY, A NEW YORK CORPORATION, (**DTC**), TO THE TRUSTEE OR ITS AGENT FOR REGISTRATION OF TRANSFER, EXCHANGE OR PAYMENT, AND ANY REGISTERED CERTIFICATE ISSUED IN EXCHANGE FOR THIS GLOBAL CERTIFICATE OR ANY PORTION HEREOF IS REGISTERED IN THE NAME OF CEDE & CO. OR IN SUCH OTHER NAME AS IS REQUIRED BY AN AUTHORISED REPRESENTATIVE OF DTC (AND ANY PAYMENT IS MADE TO CEDE & CO. OR TO SUCH OTHER ENTITY AS IS REQUESTED BY AN AUTHORISED REPRESENTATIVE OF DTC), ANY TRANSFER, PLEDGE, OR OTHER USE HEREOF FOR VALUE OR OTHERWISE BY OR TO ANY PERSON OTHER THAN DTC OR A NOMINEE THEREOF IS WRONGFUL IN AS MUCH AS THE REGISTERED OWNER HEREOF, CEDE & CO., HAS AN INTEREST HEREIN.

THIS GLOBAL SECURITY MAY NOT BE EXCHANGED, IN WHOLE OR IN PART, FOR A SECURITY REGISTERED IN THE NAME OF ANY PERSON OTHER THAN THE DEPOSITORY TRUST COMPANY OR A NOMINEE THEREOF EXCEPT IN THE LIMITED CIRCUMSTANCES SET FORTH IN THIS GLOBAL SECURITY, AND MAY NOT BE TRANSFERRED, IN WHOLE OR IN PART, EXCEPT IN ACCORDANCE WITH THE RESTRICTIONS SET FORTH IN THIS LEGEND. BENEFICIAL INTERESTS IN THIS GLOBAL SECURITY MAY NOT BE TRANSFERRED EXCEPT IN ACCORDANCE WITH THIS LEGEND.";

(xiv) if it holds an interest in a Regulation S Global Certificate, that if it should resell or otherwise transfer the Certificates prior to the expiration of the distribution compliance period (defined as 40 days after the later of the commencement of the offering and the closing date with respect to the original issuance of the Certificates of the Series of which it forms part), it will do so only: (a)(i) outside the United States in compliance with Rule 903 or 904 under the Securities Act; or (ii) to a QIB that is also a QP in compliance with Rule 144A; and (b) in accordance with all applicable U.S. State securities laws; and it acknowledges that the Regulation S Global Certificates will bear a legend to the following effect unless otherwise agreed to by the Trustee:

"THIS SECURITY HAS NOT BEEN AND WILL NOT BE REGISTERED UNDER THE U.S. SECURITIES ACT OF 1933, AS AMENDED (THE **SECURITIES ACT**), OR ANY OTHER APPLICABLE U.S. STATE SECURITIES LAWS AND, ACCORDINGLY, MAY NOT BE OFFERED OR SOLD WITHIN THE UNITED STATES OR TO, OR FOR THE ACCOUNT OR BENEFIT OF, U.S. PERSONS EXCEPT IN ACCORDANCE WITH THE AGENCY AGREEMENT AND PURSUANT TO AN EXEMPTION FROM, OR IN A TRANSACTION NOT SUBJECT TO, THE REGISTRATION REQUIREMENTS UNDER THE SECURITIES ACT OR PURSUANT TO AN EFFECTIVE REGISTRATION STATEMENT UNDER THE SECURITIES ACT. THIS LEGEND SHALL CEASE TO APPLY UPON THE EXPIRY OF THE PERIOD OF 40 DAYS AFTER THE COMPLETION OF THE DISTRIBUTION OF ALL THE CERTIFICATES OF THE SERIES OF WHICH THIS CERTIFICATE FORMS PART."; and

(xv) that the Trustee, each Registrar, the relevant Dealer and their affiliates, and others will rely upon the truth and accuracy of the foregoing acknowledgements, representations and agreements and agrees that if any of such acknowledgements, representations or agreements made by it are no longer accurate, it shall promptly notify the Trustee; and if it is acquiring any Certificates as a fiduciary or agent for one or more accounts it represents that it has sole investment discretion with respect to each such account and that it has full power to make the foregoing acknowledgements, representations and agreements on behalf of each such account.

SUBSCRIPTION AND SALE

The Dealers have, in a dealer agreement (the **Dealer Agreement**) dated 28 April 2025, agreed with the Trustee and the Obligor a basis upon which they or any of them may from time to time agree to purchase Certificates. Any such agreement will extend to those matters stated under "*Terms and Conditions of the Certificates*". In the Dealer Agreement, the Obligor has agreed to reimburse the Dealers for certain of their expenses in connection with the establishment and any future update of the Programme and the issue of Certificates under the Programme and to indemnify the Dealers against certain liabilities incurred by them in connection therewith.

United States

Each Dealer acknowledges, and each further Dealer appointed under the Programme will be required to acknowledge, that the Certificates have not been and will not be registered under the Securities Act or with any securities regulatory authority of any state or other jurisdiction of the United States and may not be offered or sold within the United States or to, or for the account or benefit of, U.S. persons, except in certain transactions exempt from or not subject to the registration requirements of the Securities Act. Terms used in this paragraph have the meanings given to them by Regulation S under the Securities Act.

Each Dealer has represented and agreed, and each further Dealer appointed under the Programme will be required to represent and agree, that it has not offered and sold and shall not offer and sell Certificates of any Series: (i) as part of their distribution at any time; or (ii) otherwise until 40 days after the completion of the distribution of all Certificates of the Series of which such Certificates are a part within the United States or to, or for the account or benefit of, U.S. persons except in accordance with Rule 903 of Regulation S or Rule 144A under the Securities Act. Accordingly, neither it, nor its affiliates nor any persons acting on its or their behalf have engaged or will engage in any directed selling efforts (as defined in Regulation S under the Securities Act) with respect to the Certificates, and it and they have complied and will comply with the offering restrictions requirement of Regulation S under the Securities Act. Each Dealer further agrees that at or prior to confirmation of sale of Regulation S Certificates, it will have sent to each distributor, dealer or person receiving a selling concession, fee or other remuneration that purchases Certificates from it during the distribution compliance period a confirmation or notice to substantially the following effect:

"The Certificates covered hereby have not been and will not be registered under the U.S. Securities Act of 1933, as amended (the Securities Act) or with any securities regulatory authority of any state or other jurisdiction of the United States and may not be offered or sold within the United States or to, or for the account or benefit of, U.S. persons: (i) as part of their distribution at any time; or (ii) otherwise until 40 days after the completion of the distribution of an identifiable Series of Certificates of which such Certificates are a part, except in either case in a transaction exempt from or not subject to the registration requirements of the Securities Act to a person that the seller reasonably believes is a "qualified institutional buyer" (within the meaning of Rule 144A under the Securities Act) that is also a "qualified purchaser" (as defined in Section 2(a)(51)(A) of the U.S. Investment Company Act of 1940, as amended). Terms used above have the meanings given to them by Regulation S under the Securities Act."

Terms used in the two preceding paragraphs have the meanings given to them by Regulation S under the Securities Act.

Each Dealer has represented and agreed, and each further Dealer appointed under the Programme will be required to represent and agree, that neither it nor any of its affiliates, nor any person acting on its or their behalf has engaged or will engage in any form of general solicitation or general advertising (as those terms are used in Regulation D under the Securities Act) in connection with any offer and sale of the Certificates in the United States.

Each Dealer has represented and agreed, and each further Dealer appointed under the Programme will be required to represent and agree, that it is a QIB that is also a QP. Each Dealer may, through its respective U.S. registered

broker-dealer affiliates, arrange for the offer and resale of the Certificates in the United States only to QIBs that are also QPs in a transaction not involving any public offering.

Each Dealer has represented and agreed, and each further Dealer appointed under the Programme will be required to represent and agree, that it has offered and sold and will offer and sell the Certificates in the United States only to persons: (i) whom it reasonably believes are QIBs that are also QPs who can represent that (A) they are QIBs that are also QPs; (B) they are not broker-dealers who own and invest on a discretionary basis less than U.S.$25 million in securities of unaffiliated issuers; (C) they are not a participant-directed employee plan, such as a 401(k) plan; (D) they are acting for their own account, or the account of one or more QIBs, each of which is a QP; (E) they are not formed for the purpose of investing in the Trustee; (F) each account for which they are purchasing will hold and transfer, in the case of QIBs that are also QPs at least U.S.$200,000 in face amount of Certificates; (G) they understand that the Trustee may receive a list of participants holding positions in its securities from one or more book-entry depositories; and (H) they will provide notice of the transfer restrictions set forth in this Base Offering Memorandum to any subsequent transferees.

Each Dealer has represented and agreed, and each further Dealer appointed under the Programme will be required to represent and agree, that neither it, nor any of its affiliates nor any person acting on its or their behalf has entered into and will not enter into any contractual arrangement with any distributor (as that term is defined in Regulation S) with respect to the distribution or delivery of Certificates, except with its affiliates or with the prior written consent of the Trustee and the Obligor.

Until 40 days after the commencement of the offering of any Series of Certificates, an offer or sale of such Certificates within the United States by any dealer (whether or not participating in the offering) may violate the registration requirements of the Securities Act if such offer or sale is made otherwise than in accordance with an available exemption from registration under the Securities Act.

To the extent that the Certificates are "restricted securities" as defined in Rule 144(a)(3) under the Securities Act and the Trustee and the Obligor are not subject to Section 13 or 15(d) of the Exchange Act or exempt from reporting pursuant to Rule 12g3-2(b) thereunder, the Trustee and the Obligor have agreed to furnish to holders of Certificates and to prospective purchasers designated by such holders, upon request, such information as may be required by Rule 144A(d)(4).

Public Offer Selling Restrictions under the Prospectus Regulation

In relation to each Member State of the European Economic Area, each Dealer has represented and agreed, and each further Dealer appointed under the Programme will be required to represent and agree, that it has not made and will not make an offer of Certificates which are the subject of the offering contemplated by this Base Offering Memorandum as completed by the applicable Pricing Supplement in relation thereto to the public in that Member State, except that it may make an offer of such Certificates to the public in that Member State:

(a) at any time to any legal entity which is a qualified investor as defined in the Prospectus Regulation;

(b) at any time to fewer than 150 natural or legal persons (other than qualified investors as defined in the Prospectus Regulation) subject to obtaining the prior consent of the relevant Dealer or Dealers nominated by the Trustee for any such offer; or

(c) at any time in any other circumstances falling within Article 1(4) of the Prospectus Regulation,

provided that no such offer of Certificates referred to in paragraphs (a) to (c) above shall require the Trustee, the Obligor or any Dealer to publish a prospectus pursuant to Article 3 of the Prospectus Regulation or supplement a prospectus pursuant to Article 23 of the Prospectus Regulation.

For the purposes of this provision:

- the expression **an offer of Certificates to the public** in relation to any Certificates in any Member State means the communication in any form and by any means of sufficient information on the terms of the offer and the Certificates to be offered so as to enable an investor to decide to purchase or subscribe for the Certificates; and

- the expression **Prospectus Regulation** means Regulation (EU) 2017/1129 (as amended).

United Kingdom

Public offer selling restrictions under the UK Prospectus Regulation

Each Dealer has represented and agreed, and each further Dealer appointed under the Programme will be required to represent and agree, that it has not made and will not make an offer of Certificates which are the subject of the offering contemplated by this Base Offering Memorandum as completed by the applicable Pricing Supplement in relation thereto to the public in the United Kingdom except that it may make an offer of such Certificates to the public in the United Kingdom:

(a) at any time to any legal entity which is a qualified investor as defined in Article 2 of the UK Prospectus Regulation;

(b) at any time to fewer than 150 natural or legal persons (other than qualified investors as defined in the UK Prospectus Regulation) in the United Kingdom subject to obtaining the prior consent of the relevant Dealer or Dealers nominated by the Trustee and/or the Obligor (if applicable) for any such offer; or

(c) at any time in any other circumstances falling within section 86 of the FSMA,

provided that, no such offer of Certificates referred to above shall require the Trustee, the Obligor or any Dealer to publish a prospectus pursuant to section 85 of the FSMA or supplement a prospectus pursuant to Article 23 of the UK Prospectus Regulation.

For the purposes of this provision:

- the expression **an offer of Certificates to the public**" in relation to any Certificates means the communication in any form and by any means of sufficient information on the terms of the offer and the Certificates to be offered so as to enable an investor to decide to purchase or subscribe for Certificates; and

- the expression **UK Prospectus Regulation** for the purposes of this paragraph means Regulation (EU) 2017/1129 as it forms part of domestic law by virtue of the EUWA.

Other regulatory restrictions

Each Dealer has represented and agreed, and each further Dealer appointed under the Programme will be required to represent and agree, that:

(a) it has only communicated or caused to be communicated and will only communicate or cause to be communicated any invitation or inducement to engage in investment activity (within the meaning of section 21 of the FSMA) received by it in connection with the issue or sale of any Certificates in circumstances in which section 21(1) of the FSMA does not apply to the Trustee or the Obligor; and

(b) it has complied and will comply with all applicable provisions of the FSMA with respect to anything done by it in relation to any Certificates in, from or otherwise involving the UK.

United Arab Emirates (excluding the Abu Dhabi Global Market and the Dubai International Financial Centre)

Each Dealer has represented and agreed, and each further Dealer appointed under the Programme will be required to represent and agree, that the Certificates to be issued under the Programme have not been and will not be offered, sold or publicly promoted or advertised by it in the United Arab Emirates (excluding the ADGM and the DIFC) other than in compliance with any laws applicable in the United Arab Emirates (excluding the ADGM and the DIFC) governing the issue, offering and sale of securities.

Abu Dhabi Global Market

Each Dealer has represented and agreed, and each further Dealer appointed under the Programme will be required to represent and agree, that it has not offered and will not offer the Certificates to be issued under the Programme to any person in the Abu Dhabi Global Market unless such offer is:

(a) an "Exempt Offer" in accordance with the Market Rules Module of the Financial Services Regulatory Authority (the **FSRA**) Rulebook; and

(b) made only to persons who meet the Professional Client criteria set out in Rule 2.4.1 of the Conduct of Business Module of the FSRA Rulebook.

Dubai International Financial Centre

Each Dealer has represented and agreed, and each further Dealer appointed under the Programme will be required to represent and agree, that it has not offered and will not offer the Certificates to be issued under the Programme to any person in the DIFC unless such offer is:

(a) an "Exempt Offer" in accordance with the Markets Rules (MKT) Module of the Dubai Financial Services Authority (the **DFSA**) Rulebook; and

(b) made only to persons who meet the Professional Client criteria set out in Rule 2.3.3 of the Conduct of Business Module of the DFSA Rulebook.

Kingdom of Saudi Arabia

No action has been or will be taken in the Kingdom of Saudi Arabia that would permit a public offering of the Certificates. Any investor in the Kingdom of Saudi Arabia or who is a Saudi person (a **Saudi Investor**) who acquires any Certificates pursuant to an offering should note that the offer of Certificates is a private placement under Article 8 of the "Rules on the Offer of Securities and Continuing Obligations" as issued by the Board of the Capital Market Authority pursuant to its resolution number 3-123-2017 dated 27 December 2017, as amended by its resolution number 3-114-2024 dated 7 October 2024 (the **KSA Regulations**), made through a capital market institution licensed by the Capital Market Authority, in each case, in accordance with the KSA Regulations.

The Certificates may thus not be advertised, offered or sold to any person in the Kingdom of Saudi Arabia other than to "institutional and qualified clients" under Article 8(a)(1) of the KSA Regulations or by way of a limited offer under Article 9 of, or as otherwise required or permitted by, the KSA Regulations. Each Dealer has represented and agreed, and each further Dealer appointed under the Programme will be required to represent and agree, that any offer of Certificates made by it to a Saudi Investor will be made in compliance with Article 10 and either Article 8(a)(1) or Article 9 of the KSA Regulations.

Each offer of Certificates shall not therefore constitute a "public offer", an "exempt offer" or a "parallel market offer" pursuant to the KSA Regulations, but is subject to the restrictions on secondary market activity under Article 14 of the KSA Regulations.

Kingdom of Bahrain

Each Dealer has represented and agreed, and each further Dealer appointed under the Programme will be required to represent and agree, that it has not offered or sold, and will not offer or sell, any Certificates except on a private placement basis to persons in the Kingdom of Bahrain who are "accredited investors".

For this purpose, an **accredited investor** means:

(a) an individual who has a minimum net worth (either singly or jointly with their spouse) of U.S.$1,000,000, excluding that person's principal place of residence;

(b) a company, partnership, trust or other commercial undertaking which has financial assets available for investment of not less than U.S.$1,000,000;

(c) a government, supranational organisation, central bank or other national monetary authority or a state organisation whose main activity is to invest in financial instruments (such as a state pension fund); or

(d) any other entity which is an "accredited investor" as defined in the Central Bank of Bahrain Rulebook.

State of Qatar (including the Qatar Financial Centre)

Each Dealer has represented and agreed, and each further Dealer appointed under the Programme will be required to represent and agree, that it has not offered, sold or delivered, and will not offer, sell or deliver, directly or indirectly, any Certificates in the State of Qatar (including the Qatar Financial Centre), except: (a) in compliance with all applicable laws and regulations of the State of Qatar; and (b) through persons or corporate entities authorised and licensed to provide investment advice and/or engage in brokerage activity and/or trade in respect of foreign securities in the State of Qatar.

This Base Offering Memorandum (x) has not been filed with, reviewed or approved by the Qatar Central Bank, the Qatar Financial Markets Authority, Qatar Financial Centre Regulatory Authority or any other relevant Qatar governmental body or securities exchange; (y) is intended for the original recipient only and must not be provided to any other person; and (z) is not for general circulation in the State of Qatar (including the Qatar Financial Centre) and may not be reproduced or used for any other purpose.

State of Kuwait

Each Dealer has represented and agreed, and each further Dealer appointed under the Programme will be required to represent and agree, that no Certificates will be offered, sold, promoted or advertised by it in the State of Kuwait, other than in compliance with Decree Law No. 31 of 1990 and the implementing regulations thereto, as amended, and Law No. 7 of 2010 and the bylaws thereto as amended governing the issue, offering and sale of the Certificates.

No private or public offering of the Certificates will be made in the State of Kuwait, and no agreement relating to the sale of the Certificates will be concluded in the State of Kuwait. No marketing or solicitation or inducement activities will be used to offer or market the Certificates in the State of Kuwait.

Switzerland

Each Dealer has acknowledged, and each further Dealer appointed under the Programme will be required to has acknowledge, that this Base Offering Memorandum is not intended to constitute an offer or solicitation to purchase or invest in any Certificates and has represented and agreed that the Certificates may not be publicly offered, directly or indirectly, in Switzerland within the meaning of the Swiss Financial Services Act (**FinSA**) and no application has or will be made by it to admit any Certificates to trading on any trading venue (exchange or multilateral trading facility) in Switzerland. Neither this Base Offering Memorandum nor any other offering or

marketing material relating to the Certificates constitutes a prospectus pursuant to the FinSA, and neither this Base Offering Memorandum nor any other offering or marketing material relating to the Certificates may be publicly distributed or otherwise made publicly available in Switzerland.

Japan

The Certificates have not been and will not be registered under the Financial Instruments and Exchange Act of Japan (Act No. 25 of 1948, as amended, the **FIEA**). Accordingly, each Dealer has represented and agreed, and each further Dealer appointed under the Programme will be required to represent and agree, that it has not, directly or indirectly, offered or sold and will not, directly or indirectly, offer or sell any Certificates in Japan or to, or for the benefit of, any resident of Japan (as defined under Item 5, Paragraph 1, Article 6 of the Foreign Exchange and Foreign Trade Act (Act No. 228 of 1949, as amended)) or to others for re-offering or resale, directly or indirectly, of Japan or to, or for the benefit of, any resident in Japan, except pursuant to an exemption from the registration requirements of, and otherwise in compliance with, the FIEA and any other applicable laws, regulations and ministerial guidelines of Japan.

Hong Kong

Each Dealer has represented and agreed, and each further Dealer appointed under the Programme will be required to represent and agree, that:

(a) it has not offered or sold and will not offer or sell in Hong Kong, by means of any document, any Certificates other than: (i) to "professional investors" as defined in the Securities and Futures Ordinance (Cap. 571) of Hong Kong (the **SFO**) and any rules made thereunder; or (ii) in other circumstances which do not result in the document being a "prospectus" as defined in the Companies (Winding Up and Miscellaneous Provisions) Ordinance (Cap. 32) of Hong Kong (the **C(WUMP)O**) or which do not constitute an offer to the public within the meaning of the C(WUMP)O; and

(b) it has not issued or had in its possession for the purposes of issue, and will not issue or have in its possession for the purposes of issue, whether in Hong Kong or elsewhere, any advertisement, invitation or document relating to the Certificates, which is directed at, or the contents of which are likely to be accessed or read by, the public of Hong Kong (except if permitted to do so under the securities laws of Hong Kong) other than with respect to the Certificates which are or are intended to be disposed of only to persons outside Hong Kong or only to "professional investors" as defined in the SFO and any rules made under the SFO.

Singapore

Each Dealer has acknowledged, and each further Dealer appointed under the Programme will be required to acknowledge, that this Base Offering Memorandum has not been registered as a prospectus with the Monetary Authority of Singapore. Accordingly, each Dealer has represented, warranted and agreed, and each further Dealer appointed under the Programme will be required to represent and agree, that it has not offered or sold any Certificates or caused the Certificates to be made the subject of an invitation for subscription or purchase and will not offer or sell any Certificates or cause the Certificates to be made the subject of an invitation for subscription or purchase, and has not circulated or distributed, nor will it circulate or distribute, this Base Offering Memorandum or any other document or material in connection with the offer or sale, or invitation for subscription or purchase, of the Certificates, whether directly or indirectly, to any person in Singapore other than: (i) to an institutional investor (as defined in Section 4A of the Securities and Futures Act 2001 of Singapore, as modified or amended from time to time (the **SFA**)) pursuant to Section 274 of the SFA or (ii) to an accredited investor (as defined in Section 4A of the SFA) pursuant to, and in accordance with the conditions specified in Section 275 of the SFA.

Notification under Section 309B of the SFA — Unless otherwise stated in the applicable Pricing Supplement, all Certificates issued or to be issued under the Programme shall be "prescribed capital markets products" (as

defined in the Securities and Futures (Capital Markets Products) Regulations 2018) and Excluded Investment Products (as defined in the MAS Notice SFA 04-N12: Notice on the Sale of Investment Product and the MAS Notice FAA-N16: Notice on Recommendations on Investment Products).

Malaysia

This Base Offering Memorandum has not been registered as a prospectus with the Securities Commission of Malaysia under the Capital Markets and Services Act 2007 of Malaysia (the **CMSA**). Accordingly, each Dealer has represented and agreed, and each further Dealer appointed under the Programme will be required to represent and agree, that, the Certificates have not been and will not be offered, sold or delivered by it, and no invitation to subscribe for or purchase any Certificates has been or will be made, directly or indirectly, nor may any document or other material in connection therewith be distributed in Malaysia, other than to persons falling within any one of the categories of persons specified under Schedule 6 or Section 229(1)(b) and Schedule 7 or Section 230(1)(b) and Schedule 8 or Section 257(3), read together with Schedule 9 or Section 257(3) of the CMSA, subject to any law, order, regulation or official directive of the Central Bank of Malaysia, the Securities Commission of Malaysia and/or any other regulatory authority from time to time. Residents of Malaysia may be required to obtain relevant regulatory approvals including approval from the Controller of Foreign Exchange to purchase the Certificates. The onus is on the Malaysian residents concerned to obtain such regulatory approvals and none of the Dealers is responsible for any invitation, offer, sale or purchase of the Certificates as aforesaid without the necessary approvals being in place.

General

Each Dealer has represented and agreed, and each further Dealer appointed under the Programme will be required to represent and agree, that it will (to the best of its knowledge and belief) comply with all applicable securities laws, regulations and directives in force in any jurisdiction in which it purchases, offers, sells or delivers Certificates or possesses or distributes this Base Offering Memorandum and will obtain any consent, approval or permission required by it for the purchase, offer, sale or delivery by it of Certificates under the laws and regulations in force in any jurisdiction to which it is subject or in which it makes such purchases, offers, sales or deliveries and none of the Trustee, the Obligor or any of the other Dealers shall have any responsibility therefor.

None of the Trustee, the Obligor and the Dealers represents that Certificates may at any time lawfully be sold in compliance with any applicable registration or other requirements in any jurisdiction, or pursuant to any exemption available thereunder, or assumes any responsibility for facilitating any such sale. With regard to each Series, the relevant Dealer will be required to comply with such other restrictions as the Trustee, the Obligor and the relevant Dealer shall agree and as shall be set out in the relevant subscription agreement.

GENERAL INFORMATION

AUTHORISATION

The establishment of the Programme and the issue of Certificates thereunder was duly authorised by a written resolution of the Directors of the Trustee dated 28 March 2025. The entry into the Transaction Documents to which the Obligor is a party was duly authorised by a written resolution of the Board of Directors of the Obligor dated 21 April 2025.

LISTING OF CERTIFICATES

Application has been made to the London Stock Exchange for Certificates issued under the Programme during the period of 12 months from the date of this Base Offering Memorandum to be admitted to trading on the ISM. The ISM is not a regulated market for the purposes of MiFID II or a UK regulated market for the purposes of UK MiFIR. The ISM is a market designated for professional investors.

Certificates admitted to trading on the ISM are not admitted to the Official List of the FCA. The London Stock Exchange has not approved or verified the contents of this Base Offering Memorandum.

The admission to trading of the Programme is expected to be granted on or around 29 April 2025. It is expected that each Series of Certificates which is to be admitted to trading on the ISM will be admitted separately as and when issued, subject only to the issue of a Global Certificate initially representing the Certificates of such Series.

DOCUMENTS AVAILABLE

For the period of 12 months following the date of this Base Offering Memorandum, copies of the following documents will, when published, be available for inspection from and/or collection by Certificateholders from the specified office of the Principal Paying Agent, for the time being in Citigroup Centre, Canada Square, Canary Wharf, London E14 5LB, United Kingdom:

(a) the Certificate of Incorporation and the Articles of Association of the Trustee and the constitutional documents of the Obligor;

(b) the Master Declaration of Trust and the Agency Agreement;

(c) the most recently published audited financial statements of the Obligor, in each case together with any audit or review reports prepared in connection therewith;

(d) a copy of this Base Offering Memorandum; and

(e) any future offering memoranda, information memoranda, and supplements to this Base Offering Memorandum and any other documents incorporated therein by reference, and in relation to each Series, each Pricing Supplement (save that such Pricing Supplement will only be available for inspection by a holder of Certificates of such Series and such holder must produce evidence satisfactory to the Principal Paying Agent as to its holding of such Certificates and identity).

CLEARING SYSTEMS

The Certificates have been accepted for clearance through Euroclear and Clearstream, Luxembourg which are the entities in charge of keeping the records. The appropriate Common Code and ISIN for each Series of Certificates allocated by Euroclear and Clearstream, Luxembourg will be specified in the applicable Pricing Supplement. In addition, the Trustee may make an application for any Certificates to be accepted for trading in book-entry form by DTC. The CUSIP and/or CINS numbers for each Series of such Certificates, together with the relevant ISIN and (if applicable) common code, will be specified in the applicable Pricing Supplement. If the Certificates are

to clear through an additional or alternative clearing system the appropriate information will be specified in the applicable Pricing Supplement.

The address of Euroclear is Euroclear Bank SA/NV, 1 Boulevard du Roi Albert II, B-1210 Brussels, Belgium. The address of Clearstream, Luxembourg is Clearstream Banking S.A., 42 Avenue JF Kennedy, L-1855 Luxembourg. The address of DTC is 55 Water Street, New York, New York 10041.

CONDITIONS FOR DETERMINING PRICE

The price and amount of Certificates to be issued under the Programme will be determined by the Trustee, the Obligor and each relevant Dealer at the time of issue in accordance with prevailing market conditions.

SIGNIFICANT OR MATERIAL CHANGE

There has been no significant change in the financial or trading position of the Trustee and no material adverse change in the prospects of the Trustee, in each case, since the date of its incorporation.

Other than the repayment of U.S.$8,738.0 million as a repayment of capital contribution to ADNOC and the receipt of cash amounting to U.S.$6,629.9 million in respect of invoices issued to ADNOC Trading and ADNOC since 1 January 2025, there has been no significant change in the financial or trading position of any of the Obligor, and no material adverse change in the prospects of the Obligor, in each case since 31 December 2024.

LITIGATION

There are no governmental, legal or arbitration proceedings (including any such proceedings which are pending or threatened of which the Trustee is aware) in the 12 months preceding the date of this Base Offering Memorandum that may have, or have in such period had, a significant effect on the Trustee's financial condition or profitability.

There are no governmental, legal or arbitration proceedings (including any such proceedings which are pending or threatened of which the Obligor is aware) in the 12 months preceding the date of this Base Offering Memorandum that may have, or have in such period had, a significant effect on the Obligor's financial condition or profitability.

AUDITORS

The current auditors of the Obligor are Ernst & Young - Middle East (ADGM Branch). The business address of Ernst & Young - Middle East (ADGM Branch) is P.O. Box 136, 24th Floor, Office 2449, Sila Tower, Abu Dhabi Global Market Square, Al Maryah Island, Abu Dhabi, United Arab Emirates.

EXPERTS

This Base Offering Memorandum contains:

- a report attributed to the Industry Consultant as an expert located at Level 36, Tower 3, Etihad Towers, West Corniche, Al Khubeirah, Abu Dhabi, UAE, P.O. Box 28686. The Industry Consultant is an internationally recognised provider of independent analysis and insight on the energy industry having produced more than 13,500 reports, with over 650 subject matter experts globally and over 80 tools or models providing insight on the energy sector. The Industry Consultant has no material interest in the Obligor. Such report was produced for and included in this Base Offering Memorandum at ADNOC's request, in the form and context in which it is included and with the consent of the Industry Consultant who has authorised the inclusion of such report in this Base Offering Memorandum;

- a report attributed to Ryder Scott as an expert located at Ryder Scott Company, L.P., 1100 Louisiana, Suite 4600, Houston, Texas 77002, United States of America. The qualifications of Ryder Scott are as stated in the report included in this Base Offering Memorandum. Ryder Scott has no interest in the Obligor. Such report was produced for and included in this Base Offering Memorandum at ADNOC's request, in the form and context in which it is included and with the consent of Ryder Scott, who has authorised the inclusion of such report in this Base Offering Memorandum; and

- a report attributed to Degolyer and MacNaughton as an expert located at 5001 Spring Valley Road, Suite 800 East, Dallas, Texas 75244. The qualifications of Degolyer and MacNaughton are as stated in the report included in this Base Offering Memorandum. Degolyer and MacNaughton has no interest in the Obligor. Such report was produced for and included in this Base Offering Memorandum at ADNOC's request, in the form and context in which it is included and with the consent of Degolyer and MacNaughton, who has authorised the inclusion of such report in this Base Offering Memorandum.

THIRD PARTY INFORMATION

This Base Offering Memorandum contains third-party information in relation to Abu Dhabi and the oil and gas sector. Such information has been sourced from various publicly available sources such as OPEC. The Obligor confirms that such information has been accurately reproduced and that, so far as it is aware and is able to ascertain from information published by OPEC, no facts have been omitted which would render the reproduced information inaccurate or misleading with respect to the fully published information.

WEBSITES AND WEB LINKS

The websites and/or web links referred to in this Base Offering Memorandum are included for information purposes only and the content of such websites or web links is not incorporated into, and does not form part of, this Base Offering Memorandum.

DEALERS TRANSACTING WITH THE TRUSTEE AND THE OBLIGOR

Some of the Dealers and their affiliates have engaged in, and may in the future engage in, investment banking and/or other commercial dealings in the ordinary course of business with the Obligor or its subsidiaries and affiliates. They have received, or may in the future receive, customary fees and commissions for these transactions. In addition, in the ordinary course of their business activities, the Dealers and their affiliates may make or hold a broad array of investments and actively trade securities (or related derivative securities) and financial instruments (including bank financings) for their own account and for the accounts of their customers. Such investments and securities activities may involve securities and/or instruments of the Trustee, the Obligor or their subsidiaries and affiliates. The Dealers and/or their affiliates may receive allocation of Certificates (subject to customary closing conditions) which could affect future trading of the Certificates. Certain of the Dealers and their affiliates have a financing relationship with the Obligor and certain of its subsidiaries and affiliates and, in this connection, routinely hedge their credit exposure to these entities consistent with their customary risk management policies. Typically, such Dealers and their affiliates would hedge such exposure by entering into transactions which consist of either the purchase of credit default swaps or the creation of trading positions in securities issued by the Trustee, the Obligor and their subsidiaries and affiliates, including, potentially, the Certificates issued under the Programme. Any such trading positions could adversely affect future trading prices of Certificates issued under the Programme. The Dealers and their affiliates may also make investment recommendations and/or publish or express independent research views in respect of such securities or financial instruments and may hold, or recommend to clients that they acquire, trading positions in such securities and instruments.

APPENDIX A – GLOSSARY OF DEFINED TERMS

Abu Dhabi	The Emirate of Abu Dhabi.
ADCO Concession Agreement	The onshore concession agreement in respect of the ADCO Concession entered into between, amongst others, the Supreme Petroleum Council and ADNOC on 29 January 2015.
Additional Volume	Any volume of Murban crude oil over and above the Volume Availability Commitment which ADNOC notifies the Company that it intends to deliver under the Assignment Agreement.
ADIA	The Abu Dhabi Investment Authority.
ADNOC HSEMS Standards	The ADNOC codes of practice and guidelines specifically applicable to matters of health, safety and environment as issued by ADNOC's environment, health and safety division from time to time.
ADNOC Trading	ADNOC Trading Ltd
ADNOC Finance Subsidiary	Any member of the ADNOC Group (other than the Company) that is solely engaged in the issuance of debt securities the interest and principal of which is to be repaid from the purchase, ownership, holding and disposition of Murban crude oil transferred to it by ADNOC (directly or indirectly through the ADNOC Group).
API	The American Petroleum Institute.
Assignment Agreement	The assignment agreement in respect of Murban crude oil entered into between the Company and ADNOC on 1 January 2022.
Board of Directors	The board of directors of ADNOC.
CAGR	Compound annual growth rate (the average annual growth rate over a specified period of time longer than one year).
CCUS	Carbon capture, usage and storage.
Company's 2024 Financial Statements	The annual audited financial statements of the Company as at, and for the year ended, 31 December 2024.
Company's 2023 Financial Statements	The annual audited financial statements of the Company as at, and for the year ended, 31 December 2023.
Company's Annual Financial Statements	The Company's 2024 Financial Statements and the Company's 2023 Financial Statements together.
Concession Operations	The petroleum operations, which include the extraction of crude oil, conducted over certain onshore concession areas, pursuant to concession agreements entered into from time to

	time, which are divided according to each grantee's participating interest, granted to ADNOC and other third parties by the Supreme Council for Financial and Economic Affairs (formerly the Supreme Petroleum Council), on behalf of the Government of Abu Dhabi
Department of Finance	The Abu Dhabi Department of Finance.
Environmental Protection Law	UAE Federal Law No. 24 of 1999.
Executive Council	The executive council of Abu Dhabi.
Executive Regulations	The Cabinet Resolution No. (57) of 2018 Concerning the Executive Regulations to the Federal Law No. (11) of 1992.
Explorations Blocks	Onshore Block 1, Onshore Block 3, Onshore Block 4 and Onshore Block 5.
EY	Ernst & Young - Middle East (ADGM Branch).
Federal Law	The federal law of the UAE.
Federal Decree-Law No. 47 of 2022	The Federal Decree-Law No. 47 of 2022 of the UAE concerning the taxation of corporations and business, issued on 3 October 2022 and effective fifteen (15) days after publishing in the Official Gazette.
FOB	Free on Board, as prescribed by the Incoterms from time to time.
GCC	The Cooperation Council for the Arab States of the Gulf, consisting of the member states of the Kingdom of Bahrain, State of Kuwait, Sultanate of Oman, State of Qatar, Kingdom of Saudi Arabia and UAE.
GDP	Gross Domestic Product (the broadest quantitative measure of a nation's total economic activity, it represents the monetary value of all goods and services produced within a nation's geographic borders over a specified period of time).
Government of Abu Dhabi	The government of the Emirate of Abu Dhabi.
Government of the UAE	The federal government of the UAE.
HSE	Health, safety and the environment.
ICC	The International Chamber of Commerce.
ICC Rules	The rules of arbitration of the International Chamber of Commerce.
IFRS	International Financial Reporting Standards as issued by the International Accounting Standards Board.
Incoterms	The international commercial terms published by the ICC.

IOCs or **International Companies**	International oil companies.
MENA	Middle East and North Africa.
Murban crude oil	Crude oil produced from the Concession Operations which has the equivalent or substantially the same API gravity and sulphur content as crude oil that is produced from the onshore concession areas that are the subject of any concession agreement from time to time, which is typically marketed as "Murban".
New York Convention	The New York Convention on the Recognition and Enforcement of Foreign Arbitral Awards 1958
NOCs	National oil companies.
OECD	Organisation for Economic Co-operation and Development.
OID	Original issue discount.
Offtake Agreement	The offtake agreement in respect of Murban entered into between the Company, ADNOC and ADNOC Trading on 1 January 2022.
Onshore Block 1	By way of an exploration concession agreement entered into by the Supreme Petroleum Council, ADNOC and Urja Bharat Pte. Limited, dated 24 March 2019, the Supreme Petroleum Council granted Urja Bharat Pte. Limited the right to conduct exploration operations in the Onshore Block 1 concession area.
Onshore Block 3	By way of an exploration concession agreement entered into by the Supreme Petroleum Council, ADNOC and Occidental of Abu Dhabi Ltd., dated 29 January 2019, the Supreme Petroleum Council granted Occidental of Abu Dhabi Ltd. the right to conduct exploration operations in Onshore Block 3 concession area.
Onshore Block 4	By way of an exploration concession agreement entered into by the Supreme Petroleum Council, ADNOC and JODCO Exploration Limited, dated 17 March 2019, the Supreme Petroleum Council granted JODCO Exploration Limited the right to conduct exploration operations in the Onshore Block 4 concession area.
Onshore Block 5	By way of an exploration concession agreement entered into by the Supreme Petroleum Council, ADNOC and Occidental of Abu Dhabi Ltd., dated 9 December 2020, the Supreme Petroleum Council granted Occidental of Abu Dhabi Ltd. the right to conduct exploration operations in Onshore Block 5 concession area.

Onshore Concessions	The concessions onshore Abu Dhabi in which ADNOC is granted an interest by the Supreme Council for Financial and Economic Affairs and, prior to its establishment, the Supreme Petroleum Council, in each case on behalf of the Government of the Emirate of Abu Dhabi.
Onshore Operating Companies	The companies appointed by ADNOC and International Companies to conduct petroleum operations in the Onshore Concessions.
OPEC	Organisation of the Petroleum Exporting Countries.
OSP	The official selling price for Murban crude oil as announced by the Government of Abu Dhabi from time to time or if, for any period of time, no official selling price has been announced by the Government of Abu Dhabi, such other price as agreed by the parties to the Assignment Agreement or the Offtake Agreement, as the case may be, during such period of time.
Person	An individual, partnership, corporation (including a business trust), company, trust, unincorporated association, joint venture or other entity, whether a body corporate or an unincorporated association of persons, or a government or any political subdivision or agency or instrumentality thereof, and **Persons** shall be construed accordingly.
R&D	Research and development.
SPE-PRMS	Society of Petroleum Engineers—Petroleum Resources Management System.
Supreme Council for Financial and Economic Affairs or **SCFEA**	The Supreme Council for Financial and Economic Affairs established pursuant to Law No. (24) of 2020 of Abu Dhabi.
Supreme Petroleum Council	The Supreme Petroleum Council established pursuant to Law No.1 of 1988 of Abu Dhabi. The activities of the Supreme Petroleum Council were assumed by the SCFEA when it was formed.
UAE	The United Arab Emirates.
UAE Bankruptcy Law	Federal Law No. 9 of 2016 of the United Arab Emirates.
UAE Labour Law	Federal Law No. 8 of 1980 of the United Arab Emirates.
United States or U.S.	The United States of America.
VAT	Value-added tax pursuant to the UAE Federal Law No. 8 of 2017.
Volume Availability Commitment	One (1) million barrels per day (1,000,000 bpd) of Murban crude oil.

APPENDIX B – GLOSSARY OF MEASUREMENT AND TECHNICAL TERMS

Certain Abbreviations and Related Terms

b/d	Barrels per day.
barrels or bbls	Barrels of crude oil, condensate or refined products.
boe	Barrels of oil equivalent.
bpsd	Barrels per stream day.
bscf	Billion standard cubic feet.
bscfd	Billion standard cubic feet per day.
BTU	British Thermal Units.
kboe	Thousand barrels of oil equivalent.
kboed	Thousand barrels of oil equivalent per day.
kBTU	Thousand British Thermal Units.
km	Kilometres.
km^2	Square kilometres.
m	Metres.
m^2	Square metres.
mD	Millidarcy.
mmbbls	Million barrels.
mmboe	Million barrels of oil equivalent.
mmboed	Million barrels of oil equivalent per day.
mbpd	Thousand barrels per day.
mmbpd	Million barrels per day.
mmBTU	Million British Thermal Units.
mmscfd	Million standard cubic feet per day.
mtd	Thousand tonnes per day.
Mtpa	Metric tons per annum.
scf	Standard cubic feet.
Tcm	Trillion cubic metres.

tCO2e/kboe.....	Tonnes of carbon dioxide equivalent per kilo barrels of oil equivalent.
TWh.....	Terawatt-hours.

APPENDIX C – RYDER SCOTT RESERVES CONSULTANT REPORT

ABU DHABI NATIONAL OIL COMPANY

COMPETENT PERSON'S REPORT

Estimated

Future Reserves and Income, and Contingent Resources

Attributable to Certain

Interests in Abu Dhabi

SPE-PRMS Unescalated Parameters

1P, 2P, AND 3P RESERVES

AND

1C, 2C, AND 3C CONTINGENT RESOURCES

As of

December 31, 2023

Herman G. Acuña, P.E.
TBPELS License No. 92254
Reviewer
President

Hugo Armando Ovalle, P.E.
TBPELS License No. 140035
Senior Vice President

RYDER SCOTT COMPANY, L.P.
TBPELS Firm Registration No. F-1580

TABLE OF CONTENTS

1. INTRODUCTION 1

2. EXECUTIVE SUMMARY 3

3. RESERVES AND RESOURCES DISCUSSION 9

3.1 Reserves and Contingent Resources Included in This Report 9
3.2 Reserves and Resources Classification 9
3.3 Reserves and Resources Uncertainty 10
3.4 Possible Effects of Regulations 11
3.5 Scope for Recovery (SFR) 11
3.6 Methodology Employed for Estimates of Reserves and Resources 12
3.7 Assumptions and Data Considered for Estimates of Reserves and Resources 13
3.8 Future Production Rates 14
3.9 Fiscal Terms 14
3.10 Hydrocarbon Prices 15
3.11 Costs 16

4. REGION AND ASSETS DISCUSSION 17

5. COMMENTS ON ENVIRONMENTAL, FACILITIES, INFRASTRUCTURE, AND SITE VISITS 21

6. STANDARDS OF INDEPENDENCE AND PROFESSIONAL QUALIFICATION 22

7. TERMS OF USAGE 23

8. PROFESSIONAL QUALIFICATIONS OF PRIMARY TECHNICAL PERSONS 24

8.1 Herman Acuña 24
8.2 Hugo Ovalle 25

9. PETROLEUM RESERVES AND RESOURCES CLASSIFICATIONS AND DEFINITIONS

10. GLOSSARY

11. APPENDICES

1 Economic Projections
2 Reservoir Data and Reserves Summary (RESDAS)
3 Structure and Net Pay Isochore Maps
4 Facilities and Infrastructure Diagram

RYDER SCOTT COMPANY
PETROLEUM CONSULTANTS
TBPELS REGISTERED ENGINEERING FIRM F-1580
1100 LOUISIANA SUITE 4600 HOUSTON, TEXAS 77002-5294
FAX (713) 651-0849
TELEPHONE (713) 651-9191

December 28, 2023

Abu Dhabi National Oil Company
P.O. Box: 898
Abu Dhabi, United Arab Emirates

1. Introduction

Dear Sir / Madam:

At your request, Ryder Scott Company, L.P. (Ryder Scott) has prepared this Competent Person's Report (CPR) in order to present our estimates of the 1P, 2P, and 3P reserves, future production and income, and the 1C, 2C, and 3C contingent resources attributable to certain onshore interests of Abu Dhabi National Oil Company (ADNOC) as of December 31, 2023.

These analyses were based on the definitions and disclosure guidelines contained in the Society of Petroleum Engineers (SPE), World Petroleum Council (WPC), American Association of Petroleum Geologists (AAPG), Society of Petroleum Evaluation Engineers (SPEE), Society of Exploration Geophysicists (SEG), Society of Petrophysicists and Well Log Analysts (SPWLA), and European Association of Geoscientists & Engineers (EAGE) 2018 Petroleum Resources Management System (SPE-PRMS). This report is compliant with the Competent Person's Report requirement as published in the European Securities and Markets Authority (ESMA) update of the Committee of European Securities Regulators' recommendations for the implementation of the European Commission Regulation on Prospectuses No. 809/2004 dated March 20, 2013 (ESMA/2013/319). PRMS is a referenced standard in published guidance of international stock exchanges.

This report includes an Executive Summary that summarizes the results of our evaluation along with discussions pertaining to reserves and resources, methodology, assumptions, future prices, and costs. Following our Executive Summary is a detailed presentation of the properties included in this report and the work that we performed. Finally, we present our Standards of Independence and Professional Qualifications followed by the Appendices, which contain tables of recoverable volumes of reserves and resources, reservoir parameters, estimates of in-place and remaining hydrocarbon volumes, and geological maps.

This report was prepared for the exclusive use and sole benefit of ADNOC and may not be put to other use without our prior written consent for such use. It is our understanding that this report will be included in a base offering memorandum in connection with a medium term note programme to be established by ADNOC Murban RSC LTD with the International Securities Market. We consent to the issuing of this report in the form and content in which it is to be included in the offering memorandum and any supplementary prospectus or other documents issued or in connection with the base offering memorandum.

Please contact us if we can be of further service.

Very truly yours,

RYDER SCOTT COMPANY, L. P.
TBPELS Firm Registration No. F-1580

Herman G. Acuña, P.E.
TBPELS License No. 92254
President

Hugo Armando Ovalle, P.E.
TBPELS License No. 140035
Senior Vice President

HGA-RCW-HAO

2. Executive Summary

At the request of ADNOC, we have prepared this Competent Person's Report (CPR) in order to present our estimates of the 1P, 2P, and 3P reserves, future production and income, the 1C, 2C, and 3C contingent resources future production, attributable to certain interests of ADNOC as of December 31, 2023. The subject properties are located onshore Abu Dhabi in the ADCO Onshore Concession and include the following fields and reservoirs:

OPCP / Asset	Field	Reservoir
OND-JV / Bab	Bab	KH_2 (Th_B)
OND-JV / Bab	Bab	KH_1 (Th_C)
OND-JV / Bab	Bab	SH_1 (Th_A)
OND-JV / Bab	Bab	LK_2 (Th_G)
OND-JV / Bab	Bab	LK_1 (Th_H)
OND-JV / Bab	Bab	HA_9 (Habshan_1)
OND-JV / Bab	Bab	HA_8 (Habshan_2)
OND-JV / Bab	Bab	LK_6 (Th_E)
OND-JV / Bab	Bab	Lk_12 (Th_D)

Table 2.1: Properties included in this report.

These assets are operated by ADNOC Onshore, the leading onshore producer within ADNOC's Group. ADNOC holds a sixty percent (60%) participating interest in ADNOC Onshore, with International Companies holding the remaining interests. ADNOC is the sole beneficiary of the associated gas from these operations. ADNOC Onshore is also involved in the development of non-associated gas resources for ADNOC, for ADNOC's sole risk and benefit.

The reserves and contingent resources included herein were estimated based on the definitions and disclosure guidelines contained in the Society of Petroleum Engineers (SPE), World Petroleum Council (WPC), American Association of Petroleum Geologists (AAPG), Society of Petroleum Evaluation Engineers (SPEE), Society of Exploration Geophysicists (SEG), Society of Petrophysicists and Well Log Analysts (SPWLA), and European Association of Geoscientists & Engineers (EAGE) 2018 Petroleum Resources Management System (SPE-PRMS), which were revised in June 2018. This report is compliant with the Competent Person's Report requirement as published in the European Securities and Markets Authority (ESMA) update of the Committee of European Securities Regulators' recommendations for the implementation of the European Commission Regulation on Prospectuses No. 809/2004 dated March 20, 2013 (ESMA/2013/319). PRMS is a referenced standard in published guidance of international stock exchanges. The reserves volumes were estimated based on unescalated price and cost parameters (SPE-PRMS constant case), provided by ADNOC. The income data for the reserves volumes were estimated using future price and cost parameters as noted herein and held constant throughout the life of the properties (SPE-PRMS constant case). The contingent resources presented herein were not projected or economically evaluated. The results of our third-party study, completed on December 28, 2023, are presented herein.

The contingent resources reported herein do not reflect any potential risk associated with their Chance of Development (P_d).

The properties evaluated by Ryder Scott account for a portion of ADNOC Onshore Murban Oil's total 2P+2C liquid hydrocarbon and gas reserves and resources as of December 31, 2023. Based on estimates of total 2P+2C reserves and resources prepared by ADNOC, the reserves evaluation conducted by Ryder Scott addresses approximately 32% of the total 2P+2C reserves and contingent resources on a barrel of oil equivalent basis as of December 31, 2023. In this CPR report, we include only a portion of those properties evaluated by Ryder Scott which amount to 22% on a barrel of oil equivalent basis of the total 2P+2C reserves and contingent resources of ADNOC Onshore Murban Oil's total 2P+2C liquid hydrocarbon and gas reserves and resources as of December 31, 2023.

The estimated reserves volumes and income data presented in this report, as of December 31, 2023, are related to hydrocarbon prices based on unescalated price parameters. As a result of both economic and political forces, there is substantial uncertainty regarding the forecasting of future hydrocarbon prices. Consequently, actual future prices may vary considerably from the prices assumed in this report. The reserves volumes and the income attributable thereto have a direct relationship to the hydrocarbon prices actually received; therefore, volumes of reserves actually recovered and amounts of income actually received may differ significantly from the estimated quantities presented in this report.

The results of this study are summarized as follows.

SPE-PRMS UNESCALATED PARAMETERS

Estimated Gross (100%) Reserves and Contingent Resources

Attributable to Certain Interests of

Abu Dhabi National Oil Company

As of December 31, 2023

Total	1P Developed Producing	1P Undeveloped	Total 1P Reserves	2P Developed Producing	2P Undeveloped	Total 2P Reserves	3P Developed Producing	3P Undeveloped	Total 3P Reserves
Gross Reserves									
Oil – MMBBL	1,832	1,012	2,843	2,585	2,108	4,693	2,799	2,441	5,240
Gross Gas – BCF	2,733	1,532	4,265	3,985	3,147	7,132	4,344	3,626	7,969
Total Oil Equivalent -MMBOE*	2,320	1,285	3,605	3,297	2,670	5,967	3,575	3,088	6,663

Total	Total 1C Resources	Total 2C Resources	Total 3C Resources
Gross Contingent Resources			
Oil – MMBBL	1,369	1,787	2,073
Gross Gas – BCF	2,023	2,663	3,130
Total Oil Equivalent - MMBOE	1,731	2,263	2,632

SPE-PRMS UNESCALATED PARAMETERS

Estimated Net Reserves and Contingent Resources
Attributable to Certain Interests of
Abu Dhabi National Oil Company
As of December 31, 2023

Total	1P Developed Producing	1P Undeveloped	Total 1P Reserves	2P Developed Producing	2P Undeveloped	Total 2P Reserves	3P Developed Producing	3P Undeveloped	Total 3P Reserves
Net Reserves									
Oil – MMBBL	1,099	607	1,706	1,571	1,332	2,902	1,707	1,594	3,301
Gross Gas – BCF	1,640	919	2,559	2,391	1,888	4,279	2,606	2,175	4,782
Total Oil Equivalent - MMBOE*	1,392	771	2,163	1,998	1,669	3,666	2,172	1,982	4,155
Future Gross Revenue – MM$	72,014	39,817	111,830	103,092	86,877	189,968	112,055	103,684	215,739
Deductions – MM$	15,331	14,342	29,673	19,100	19,459	38,559	20,601	22,058	42,659
Future Net Income (FNI) – MM$	56,683	25,475	82,157	83,991	67,418	151,409	91,454	81,626	173,080
Discounted FNI @ 9% - MM$	39,340	8,928	48,268	49,118	19,419	68,537	51,877	20,530	72,408

Total	Total 1C Resources	Total 2C Resources	Total 3C Resources
Net Contingent Resources			
Oil – MMBBL	921	1,242	1,468
Net Gas – BCF	1,214	1,598	1,878
Total Oil Equivalent - MMBOE*	1,137	1,528	1,803

Liquid hydrocarbons are expressed in standard 42 U.S. gallon barrels and shown herein as thousands of barrels (MBBL). All gas volumes are reported on an "as sold" basis expressed in billions of cubic feet (BCF) at the official temperature and pressure bases of the areas in which the gas reserves are located. The net remaining reserves and contingent resources are also shown herein on an equivalent unit basis wherein natural gas is converted to oil equivalent using a factor of 5,600 cubic feet of natural gas per one barrel of oil equivalent. MBOE means thousands of barrels of oil equivalent. The net values above are not 60% of the gross values since there is an assumed reversion to 100% interest to ADNOC at the expiration of the concession period as explained on Section 3.9 of this report.

In this report, the revenues, deductions, and income data are expressed as millions of U.S. dollars (MM$). The contingent resources presented herein were not economically evaluated. Furthermore, contingent resources may include the portion of the volumes from projects containing reserves that were not economic (production tails below the economic limit).

The estimates of reserves presented herein were based upon a detailed desktop study of the properties in which ADNOC owns an interest, however, we have not made any field examination of the properties. No consideration was given in this report to potential environmental liabilities that may exist nor were any costs included for potential liability to restore and clean up damages, if any, caused by past operating practices.

In addition to reserves and contingent resources, the above tables also include certain volumes classified as Scope for Recovery (SFR). SFR is a classification introduced by ADNOC for discovered recoverable volumes to provide a better tool for the maturation of opportunities within the organization for those volumes and opportunities that have not been matured enough at the as of date of the report to be classified as contingent resources.

Ryder Scott reviewed the available seismic data, seismic data interpretations, and available subsurface information in the subject areas located onshore Abu Dhabi.

The estimates of the reserves, future production, and income attributable to properties in this report were prepared using the economic software package PHDWin Petroleum Economic Evaluation Software, a copyrighted program of TRC Consultants L.C. Ryder Scott has found this program to be generally acceptable, but notes that certain summaries and calculations may vary due to rounding and may not exactly match the sum of the properties being summarized. Furthermore, one-line economic summaries may vary slightly from the more detailed cash flow projections of the same properties, also due to rounding. The rounding differences are not material.

In certain incremental cases, there may be negative costs. This is due to Ryder Scott running certain costs at the field level for the total 1P, 2P, and 3P categories and subtracting the differences between them will show the probable and possible incremental cases. These costs are generally distributed from the field level to the individual project level based on a given project percentage of the overall gross revenue. This methodology creates negative incremental cash flows because a certain project's revenue as a proportion of the gross total revenue may change in the 2P or 3P category compared to the 1P.

There are certain cases with negative probable or possible oil or sales gas increments due to the effect of facility constraints and/or demand forecasts provided by ADNOC. The constrained volumes are deferred to future years of production for sale. No independent verification was done for the facility constraints or demand forecasts provided by ADNOC.

The future gross revenue is after the deduction of royalties treated as production taxes. The deductions incorporate the normal direct costs of operating the wells, recompletion costs, and development costs

before abandonment costs. The future net income is before the deduction of Abu Dhabi income taxes and general administrative overhead, and it has not been adjusted for outstanding loans that may exist nor does it include any adjustment for cash on hand or undistributed income.

The discounted future net income shown below was calculated using a discount rate of 9% per annum compounded monthly. Future net income was discounted at four other discount rates, which were also compounded monthly. These results are shown in summary form as follows.

	Discounted Future Net Income (MM$) As of December 31, 2023		
Discount Rate Percent	Total 1P (Proved) Reserves	Total 2P (Proved + Probable) Reserves	Total 3P (Proved + Probable + Possible) Reserves
5	60,099	93,286	100,817
8	50,840	73,594	78,097
12	41,769	56,497	59,090
15	36,703	47,806	49,666

Table 2.3: Discounted Future Net Income at other discount rates.

The results shown above are presented for your information and should not be construed as our estimate of fair market value.

3. Reserves and Resources Discussion

3.1 Reserves and Contingent Resources Included in This Report

The 1P, 2P, and 3P reserves and 1C, 2C, and 3C contingent resources included herein conform to the definitions of reserves and contingent resources sponsored and approved by the SPE, WPC, AAPG, SPEE, SEG, SPWLA, and EAGE as set forth in the 2018 SPE-PRMS and, where applicable, based on escalated price and cost parameters (SPE-PRMS forecast case). The estimated quantities of reserves presented in this report, based on escalated price and cost parameters (SPE-PRMS forecast case), may differ significantly from the quantities which would be estimated using constant price and cost parameters (SPE-PRMS constant case). We also include volumes classified as Scope for Recovery according to ADNOC's Resources Management System (ARMS). Abridged versions of the SPE-PRMS reserves and contingent resources terms and definitions used herein are included as attachments to this report and entitled "PETROLEUM RESERVES and RESOURCES CLASSIFICATIONS and DEFINITIONS."

The various reserves and contingent resources development and production status categories are defined in the attachment to this report entitled "PETROLEUM RESERVES and RESOURCES STATUS DEFINITIONS and GUIDELINES." The developed 1P, 2P, and 3P non-producing reserves included herein consist of the shut-in and behind pipe status categories.

No attempt was made to quantify or otherwise account for any accumulated gas production imbalances that may exist. The gas volumes presented herein do not include volumes of gas consumed in operations as reserves.

3.2 Reserves and Resources Classification

Recoverable petroleum resources may be classified according to the SPE-PRMS into one of three principal resources classifications: prospective resources, contingent resources, or reserves. The distinction between prospective and contingent resources depends on whether or not there exists one or more wells and other data indicating the potential for moveable hydrocarbons (e.g. the discovery status). Discovered petroleum resources may be classified as either contingent resources or as reserves depending on the chance that if a project is implemented it will reach commercial producing status (e.g. chance of commerciality - P_c). The distinction between various "classifications" of resources and reserves relates to their discovery status and increasing chance of commerciality. Commerciality is not solely determined based on the economic status of a project which refers to the situation where the income from an operation exceeds the expenses involved in, or attributable to, that operation. Conditions addressed in the determination of commerciality also include technological, economic, legal, environmental, social, and governmental factors. While economic factors are generally related to costs and product prices, the underlying influences include, but are not limited to, market conditions, transportation and processing infrastructure, fiscal terms and taxes.

Certain estimated recoverable volumes have been classified as contingent resources in this report due to one or more contingencies. These contingencies are related to the maturity of the technical analyses of those reservoirs, the client and partners' commitment to develop, the timing of the development, and the commerciality of those developments.

3.3 Reserves and Resources Uncertainty

All reserves and resources estimates involve an assessment of the uncertainty relating the likelihood that the actual remaining quantities recovered will be greater or less than the estimated quantities determined as of the date the estimate is made. The uncertainty depends chiefly on the amount of reliable geologic and engineering data available at the time of the estimate and the interpretation of these data. Estimates will generally be revised only as additional geologic or engineering data becomes available or as economic conditions change. Discussions of reserves and contingent resources are presented below with general descriptions of the risks and uncertainties related to each of these resources classifications.

Reserves

Reserves are “those quantities of petroleum anticipated to be commercially recoverable by application of development projects to known accumulations from a given date forward under defined conditions.” The relative degree of uncertainty may be conveyed by placing reserves into one of two principal categories, either proved or unproved.

Proved oil and gas reserves are “those quantities of petroleum that, by analysis of geoscience and engineering data, can be estimated with reasonable certainty to be commercially recoverable, from a given date forward, from known reservoirs and under defined economic conditions, operating methods, and government regulations.”

Unproved reserves are less certain to be recovered than proved reserves and may be further sub-categorized as probable and possible reserves to denote progressively increasing uncertainty in their recoverability. Probable reserves are “those additional reserves that analysis of geoscience and engineering data indicates are less likely to be recovered than proved reserves but more certain to be recovered than possible reserves.” For probable reserves, it is “equally likely that actual remaining quantities recovered will be greater than or less than the sum of the estimated proved plus probable reserves” (cumulative 2P volumes). Possible reserves are “those additional reserves that analysis of geoscience and engineering data indicates are less likely to be recoverable than probable reserves.” For possible reserves, the “total quantities ultimately recovered from the project have a low probability to exceed the sum of the proved plus probable plus possible reserves” (cumulative 3P volumes).

The reserves included herein were estimated using deterministic methods and presented as cumulative quantities. For reserves estimated using the deterministic cumulative approach, quantities of reserves are estimated and assigned as 1P, 2P, or 3P based on the level of uncertainty for the cumulative volume. Under the deterministic cumulative approach, 1P denotes the low estimate, 2P denotes the best estimate, and 3P denotes the high estimate.

Although the corresponding cumulative terms 1P, 2P, and 3P are often used, caution should be exercised when aggregating quantities of oil and gas from different reserve categories because the various categories reflect varying degrees of associated risk and thus are not comparable. Moreover, estimates of reserves may increase or decrease as a result of future operations, effects of regulation by governmental agencies, or geopolitical risks. As a result, the estimates of oil and gas reserves have an intrinsic uncertainty. The reserves included in this report are therefore estimates only and should not be construed as being exact quantities. They may or may not be actually recovered, and if recovered, the revenues therefrom and the actual costs related thereto could be more or less than the estimated amounts.

Contingent Resources

Contingent resources are “those quantities of petroleum estimated, as of a given date, to be potentially recoverable from known accumulations by application of development projects, but which are not currently considered to be commercially recoverable owing to one or more contingencies.”

The contingent resources included herein were estimated using deterministic methods and presented as cumulative quantities. For contingent resources estimated using the deterministic cumulative approach, quantities of contingent resources are estimated and assigned as 1C, 2C or 3C based on the level of uncertainty for the cumulative volume. Under the deterministic cumulative approach, 1C denotes the low estimate, 2C denotes the best estimate and 3C denotes the high estimate. It follows that aggregating different categories of discrete incremental contingent resources to represent cumulative quantities such as 2C (C1 plus C2) and 3C (2C plus C3) denotes greater uncertainty with each successive aggregation.

There may be a significant risk that accumulations containing contingent resources will not achieve commercial production. Moreover, estimates of resources may increase or decrease as a result of future operations, effects of regulation by governmental agencies or geopolitical risks. As a result, the estimates of oil and gas resources have an intrinsic uncertainty. The contingent resources included in this report are therefore estimates only and should not be construed as being exact quantities. They may or may not be actually recovered, and if recovered, the revenues therefrom and the actual costs related thereto could be more or less than the estimated amounts.

3.4 Possible Effects of Regulations

Ryder Scott did not evaluate country and geopolitical risks in Abu Dhabi and the country of United Arab Emirates, where ADNOC operates or has interests. While ADNOC is the National Oil Company of Abu Dhabi, its operations are subject to various levels of governmental controls and regulations. These controls and regulations may include matters relating to land tenure and contract terms, the legal rights to produce hydrocarbons, drilling and production practices, environmental protection, marketing and pricing policies, royalties, various taxes, and levies including income tax, and are subject to change from time to time. Such changes in governmental regulations and policies may cause volumes of reserves actually recovered and amounts of income actually received to differ significantly from the estimated quantities.

3.5 Scope for Recovery (SFR)

This report also includes as part of the discovered resources what has been classified in ARMS as SFR volumes. SFR are the discovered recoverable volumes that, at the as of date of this report, do not meet the technical and project maturity requirements of reserves or contingent resources. These volumes generally reflect the expected results from early studies or projects that have yet to start the project value assurance process (pre-VAP) or are in the early stages of this process.

In the following tables we show the gross and net 1P plus 1C plus Low SFR scenario, the 2P plus 2C plus Best SFR scenario and the 3P plus 3C plus High SFR scenario.

Gross and Net 1P+1C+Low SFR Scenario Volumes

	Gross Reserves/Resources				***Net Reserves/Resources***			
	1P	1C	SFR Low	1P+1C+SFR Low	1P	1C	SFR Low	1P+1C+SFR Low
Oil – MMBBL	2,843	1,369	12	4,224	1,706	921	9	2,635
Gross Gas – BCF	4,265	2,023	11	6,299	2,559	1,214	7	3,780
Total Oil Equivalent - MMBOE*	3,605	1,731	14	5,349	2,163	1,137	10	3,310

Gross and Net 2P+2C+Best SFR Scenario Volumes

	Gross Reserves/Resources				***Net Reserves/Resources***			
	2P	2C	SFR Best	2P+2C+SFR Best	2P	2C	SFR Best	2P+2C+SFR Best
Oil – MMBBL	4,693	1,787	5	6,485	2,902	1,242	2	4,147
Gross Gas – BCF	7,132	2,663	4	9,799	4,279	1,598	3	5,880
Total Oil Equivalent - MMBOE*	5,967	2,263	5	8,235	3,666	1,528	3	5,197

Gross and Net 3P+3C+High SFR Scenario Volumes

	Gross Reserves/Resources				***Net Reserves/Resources***			
	3P	3C	SFR High	3P+3C+SFR High	3P	3C	SFR High	3P+3C+SFR High
Oil – MMBBL	5,240	2,073	26	7,338	3,301	1,468	16	4,785
Gross Gas – BCF	7,969	3,130	44	11,144	4,782	1,878	26	6,686
Total Oil Equivalent - MMBOE*	6,663	2,632	34	9,328	4,155	1,803	21	5,979

Table 3.5.1.1 Gross and Net Reserves, Contingent Resources, and Scope for Recovery Resources

The overall proved reserves for the reviewed properties as estimated by ADNOC are, in the aggregate, reasonable within the established audit tolerance guidelines of 10 percent as set forth in the Standards Pertaining to the Estimating and Auditing of Oil and Gas Reserves Information promulgated by the Society of Petroleum Engineers.

Furthermore, the probable and possible reserves, respectively and in aggregate, were also found to be reasonably estimated within a tolerance of 10 percent for the reviewed properties.

3.6 Methodology Employed for Estimates of Reserves and Resources

The estimation of reserve and resource quantities involves two distinct determinations. The first determination results in the estimation of the quantities of recoverable oil and gas and the second determination results in the estimation of the uncertainty associated with those estimated quantities. The process of estimating the quantities of recoverable oil and gas reserves and resources relies on the use of certain generally accepted analytical procedures. These analytical procedures fall into three broad categories or methods: (1) performance-based methods, (2) volumetric-based methods, and (3) analogy. These methods may be used individually or in combination by the reserve evaluator in the process of

estimating the quantities of reserves and/or resources. Reserve evaluators must select the method or combination of methods, which in their professional judgment is most appropriate given the nature and amount of reliable geoscience and engineering data available at the time of the estimate, the established or anticipated performance characteristics of the reservoir being evaluated, and the stage of development or producing maturity of the property.

In many cases, the analysis of the available geoscience and engineering data and the subsequent interpretation of these data may indicate a range of possible outcomes in an estimate, irrespective of the method selected by the evaluator. When a range in the quantity of recoverable hydrocarbons is identified, the evaluator must determine the uncertainty associated with the incremental quantities of those recoverable hydrocarbons. The level of uncertainty is addressed for the cumulative volume based on the reserve or resource category assigned by the evaluator. Therefore, it is the categorization of the cumulative recoverable quantities that addresses the inherent uncertainty in the estimated quantities reported.

Estimates of reserve and resource quantities and their associated categories or classifications may be revised in the future as additional geoscience or engineering data become available. Furthermore, estimates of the recoverable quantities and their associated categories or classifications may also be revised due to other factors such as changes in economic conditions, results of future operations, effects of regulation by governmental agencies or geopolitical or economic risks as previously noted herein.

The reserves and contingent resources for the properties included herein were estimated by a combination of performance methods, analogy, and the volumetric methods. In general, reserves and contingent resources attributable to producing wells and/or reservoirs were estimated by a combination of methods. The performance methods include, but may not be limited to, reservoir simulation, which utilized extrapolations of historical production and pressure data available through June 30, 2022 in those cases where such data were considered definitive. The data utilized in this analysis were furnished to Ryder Scott by ADNOC and were considered sufficient for the purpose thereof.

3.7 Assumptions and Data Considered for Estimates of Reserves and Resources

To estimate recoverable oil and gas reserves and resources and related future net cash flows, we consider many factors and assumptions including, but not limited to, the use of reservoir parameters derived from geological, geophysical and engineering data which cannot be measured directly, economic criteria based on the cost and price assumptions as noted herein, and forecasts of future production rates. Under the SPE-PRMS Section 1.1.0.6, “reserves are those quantities of petroleum anticipated to be commercially recoverable by application of development projects to known accumulations from a given date forward under defined conditions.” We have not applied the same criteria for commercially recoverable to the contingent resources included in this report, which may also lack a firm intention to proceed with the development.

ADNOC has informed us that they have furnished us all of the material accounts, records, geological and engineering data, and reports and other data required for this investigation. In preparing our forecasts of future production and income, we have relied upon data furnished by ADNOC with respect to property interests owned, production and well tests from examined wells, normal direct costs of operating the wells or contract areas, costs such as transportation and/or processing fees, recompletion and development costs, development plans, abandonment and reclamation costs after salvage, product prices, geological structural and isochore maps, well logs, core analyses, and pressure measurements. Ryder Scott reviewed such factual data for its reasonableness; however, we have not conducted an independent verification of the data supplied by ADNOC.

In summary, we consider the assumptions, data, methods, and analytical procedures used in this report appropriate for the purpose hereof, and we have used all such methods and procedures that we consider necessary and appropriate to prepare the estimates of reserves and contingent resources presented herein.

3.8 Future Production Rates

For wells currently on production, our forecasts of future production rates are based on historical performance data. If no production decline trend has been established, future production rates were held constant, or adjusted for the effects of curtailment where appropriate, until a decline in ability to produce was anticipated. An estimated rate of decline was then applied until depletion of the reserves and contingent resources. If a decline trend has been established, this trend was used as the basis for estimating future production rates.

Test data and other related information were used to estimate the anticipated initial production rates for those wells or locations that are not currently producing. For reserves and contingent resources not yet in production, sales were estimated to commence at an anticipated date furnished by ADNOC. Wells or locations that are not currently producing may start producing earlier or later than anticipated in our estimates due to unforeseen factors causing a change in the timing to initiate production. Such factors may include delays due to weather, the availability of rigs, the sequence of drilling, completing and/or recompleting wells and/or constraints set by regulatory bodies.

The future production rates from wells currently in production or wells or locations that are not currently producing may be more or less than estimated because of changes including, but not limited to, reservoir performance, operating conditions related to surface facilities, compression and artificial lift, pipeline capacity and/or operating conditions, producing market demand and/or allowables or other constraints set by regulatory bodies.

3.9 Fiscal Terms

The discussion in this section that describe ADNOC's interests in the subject properties was based on information provided to us by ADNOC. We have reviewed certain sections of the pertinent agreements. However, we have not conducted a thorough investigation of these documents and cannot guarantee their legal efficacy and the manner in which such contractual terms are used to model certain legal and commercial aspects of such agreements such as working and net interests, net income, allocation of operating and capital costs, appropriation of abandonments costs, contract termination dates, and others.

The ADCO Onshore Concession is a standard Tax and Royalty concession.

<u>License Expiration</u>

In 2015, the ADCO Onshore Concession was granted by the Supreme Petroleum Council to ADNOC (holding a participating interest of 60%) and certain International Companies (collectively holding a participating interest of 40%). ADNOC and the International Companies appointed ADNOC Onshore to conduct the petroleum operations in the ADCO Onshore Concession on their behalf. ADNOC and the International Companies are shareholders in ADNOC Onshore in proportion to their respective participating interests in the ADCO Onshore Concession. ADNOC Onshore explores, develops, and

produces hydrocarbons within its area of operations pursuant to a 40-year concession granted to its shareholders and expiring December 31, 2054.

Concession Shareholders

ADNOC owns a 60 percent working interest in the ADCO Onshore Concession. In addition to ADNOC's sixty percent (60%) interest in the ADCO Onshore Concession, ten percent (10%) is held by Total E&P Holding UAE B.V. (Total), five percent (5%) is held by JODCO Onshore Limited (JODCO), three percent (3%) is held by Korea GS E&P Pte. Ltd (GS Energy), ten percent (10%) is held by BP (Abu Dhabi) Limited (BP), eight percent (8%) is held by CNPC International (Hong Kong) Limited (CNPC), four percent (4%) by China ZhenHua Oil (Hong Kong) Limited (ZhenHua). As previously indicated, ADNOC is the sole beneficiary of the associated gas from these operations.

	Working Interest, %	Net Interest, %
Oil	60	60
Associated Gas	60	100

Table 3.9.1 ADNOC's Working Interest and Net Interest in onshore assets.

We have assumed that, upon expiration of the concession term, ADNOC's participation reverts to 100%. This reversion of interest is reflected in our net values to ADNOC. Given precedents and the fact that ADNOC is the national oil company, it is reasonable to assume that ADNOC will become a sole owner.

Royalty

For the purpose of the evaluation, royalties were assumed to be equivalent to 20% of liquid sales volumes. These royalties were treated as production cash payments and were not deducted from the net volumes. Associated gas production is not subjected to royalties.

Corporate Income Tax (CIT)

No corporate income tax has been applied in our evaluation.

Abandonment Costs

The estimates of the net abandonment costs furnished by ADNOC were accepted without independent verification.

3.10 Hydrocarbon Prices

The December 31, 2023 initial prices provided by ADNOC of $75/bbl for Murban oil and $3.70/MMBtu for domestic gas were specified by ADNOC. These prices were held constant for the life of each property, unless prices were defined by contractual arrangements. The Murban Official Selling Price (OSP) is set by reference to the forward price of Murban on ICE Futures Abu Dhabi (IFAD).

These product prices which were applied to production from all the properties as they reflect the net back prices paid for the hydrocarbons. These prices are shown in real terms.

Future oil and gas prices used herein were provided by ADNOC and represent the prices used by ADNOC for planning purposes in the Business Plan.

The effects of derivative instruments, if any, designated as price hedges of oil and gas quantities are not reflected in our estimated individual property evaluations.

While it may reasonably be anticipated that the future prices received for the sale of production and the operating costs and other costs relating to such production may also increase or decrease from existing levels, such changes were omitted from consideration in making this evaluation.

3.11 Costs

Operating costs for the contract areas and wells in this report were furnished by ADNOC and are based on the operating expense reports of ADNOC and include only those costs directly applicable to the contract areas or wells. The operating costs may include a portion of general and administrative costs allocated directly to the contract areas and wells. The operating costs furnished to us were accepted as factual data and reviewed by us for their reasonableness; however, we have not conducted an independent verification of the operating cost data used by ADNOC**.** No deduction was made for loan repayments, interest expenses, or exploration and development prepayments that may exist but are not charged directly to the contract areas or wells.

Development costs were furnished to us by ADNOC and are based on authorizations for expenditure for the proposed work as approved in their business plans or actual costs for similar projects. The development costs furnished to us were accepted as factual data and reviewed by us for their reasonableness; however, we have not conducted an independent verification of these costs. Furthermore, the long life of these assets may require facility and pipeline refurbishment or replacement. We did not conduct a remaining life of facilities analysis nor did we include any additional costs that may be required to refurbish or replace these facilities and pipelines if not included in ADNOC provided development costs. The estimates of the net abandonment costs furnished by ADNOC were accepted without independent verification.

Due to the direct relationship between volumes of undeveloped reserves and development plans, we include in the undeveloped reserves category only those volumes assigned to undeveloped locations that we have been assured will definitely be drilled and reserves assigned to the undeveloped portions of secondary or tertiary projects that we have been assured will definitely be developed. In accordance with SPE-PRMS guidelines, “a reasonable time frame for the initiation of development depends on the specific circumstances and varies according to the scope of the project. While 5 years is recommended as a benchmark, a longer time frame could be applied where, for example, development of an economic project is deferred at the option of the producer for, among other things, market-related reasons, or to meet contractual or strategic objectives.” ADNOC has assured us of their intent, commitment, and ability to proceed with the development activities included in this report and that they are not aware of any legal, regulatory, or political obstacles that would significantly alter their plans**.**

Current costs used by ADNOC were held constant throughout the life of the properties.

4. Region and Assets Discussion

Bab Field lies in central onshore Abu Dhabi. The reservoirs evaluated here are included in the OND-JV concession.

Structure: The field forms a northeast-trending anticlinal fold branching into two axes to the southwest. The fold forms a closed trapping feature with over 600 ft of relief above the western spill point. At the structural crest, evaluated reservoirs lie at depths between 7900 to 10,700 ft tvdss. Formation layering within this depth range is conformable. The maximum formation dip rate of about three degrees occurs on the southeast flank. Bab Field has been extensively drilled by vertical, directional and horizontal wells such that the structure is fully controlled by well penetration points with little or no reliance on seismic interpretation.

Faulting: The main axis of the Bab structure is cut by an east-west series of echelon faults north of the structural crest that have minor vertical throw and a component of right-lateral offset. These faults generally serve as baffles to reservoir flow and not as compartment seals. Faults are primarily defined by 3D seismic data with support by well control. See the following maps for illustration of reservoir structure and faulting.

Stratigraphy and Reservoir Description: Evaluated reservoirs at Bab occur within the Lower Cretaceous Thamama Group (Shuaiba, Kharaib, Lekhwair and Habshan formations) and members of Upper Jurassic Arab Formation (A, B, C and D). Thamama reservoirs lie below the Nahr Umr shale and are predominately limestone lithology with cyclic intervals of lower clay content with higher porosity and tight "dense" zones. Permeability is relatively higher in zones with grainstone and packstone rock types and lower permeability in wackstone and mudstone rocks. The gas cap portions of the Thamama reservoirs have comparatively better reservoir quality than the adjacent oil rims. In all zones, reservoir quality decreases down structure to the oil-water contact.
The Shuaiba SH-1 oil zone is a relatively low quality reservoir in terms of average porosity, permeability and water saturation. The southwest flank of the structure has the greatest SH-1 potential. The Kharaib zone KH-2 is the largest Thamama reservoir at Bab with favorable properties and continuity. Within the northeast plunge area of the structure the KH-2 and KH-1 are known to have relatively low porosity and permeability due to diagenetic effects. The Lekhwair LK-2 oil rim has relatively uniform reservoir properties around the field whereas the LK-1 oil rim has improved porosity and permeability on the northwest flank. The Habshan HA-9 and HA-8 zones are comparatively thin and tight but also productive. Arab reservoirs lie below the Hith anhydrite and are predominately limestone with varying degrees of dolomitization. Arab A, B and C members constitute cyclic platform and sabkah carbonate/anhydrite deposits. These members regionally onlap the progradational Arab D oolitic and grainstone deposits, which is the largest Arab reservoir at Bab. See the following tables for a summary of average reservoir properties.

Trap, Fluids and Contacts: The Petroleum Initially In-Place (PIIP) at Bab field is trapped by structural closure at all reservoir levels. Vertical compartmentalization between Thamama and Arab reservoirs results from interbedded shale and anhydrite zones. Thamama reservoirs are a mix of saturated oil, unsaturated oil below gas cap and non-associated gas. Some effects of structural tilting are observed on the southeast flank of the structure.

Arab reservoirs are gas with varying condensate components. All reservoirs exhibit some degree of reservoir degradation with depth towards the hydrocarbon-water contact with porosity tending to decrease with increasing water saturation through a transition zone. Contacts between gas and liquid hydrocarbon phases are commonly gradational as well. See the following maps illustrating fluid contact areas.

Volumetric Estimation of PIIP: The character of each Bab reservoir is represented for this study by a separate geocellular static model in Petrel format. These individual models have been created by various technical teams at different times using methodologies and workflows considered suitable for each reservoir. As a result, Ryder Scott endeavored to work with the models as-delivered, imposing cutoffs, filters and fluid contacts judged appropriate for the low, best and high PIIP volumetric cases corresponding to 1P-1C-SFR Low, 2P-2C-SFR Best or 3P-3C-SFR High recoverable volume estimates, respectively. Variations in reservoir geology and modeling workflow influenced evaluator selections of fluid contacts and cutoffs. For Thamama reservoirs, Low-Case PIIP estimates generally exclude cells with PHI<5% and the lowest quality assigned rock types. Mid-Case estimates exclude cells with PHI<5%. High-Case estimates are total model volumes. Low and Mid-Case estimates for Jurassic reservoirs exclude cells with PHI<5% and SW>90%. High Case estimates for Jurassic reservoirs are total model volumes above the recommended free-water level. Low and mid case volumes use adjusted fluid contacts.

See the Reservoir Geology Introduction for a description of the static model evaluation workflow.
Bab (OND JV) Basic Reservoir Data, Mid-Case Properties

Reservoir	HC Type	Status	Area (acres)	Hnet (ft)	PHIavg (%)	SWavg (%)
SH-1	Oil w GC	Prod	178,197	30.4	12.8	56.1
KH-2	Oil w GC	Prod	235,366	99.6	22.1	33.3
KH-1	Oil w GC	Prod	116,041	15.5	20.3	56.8
LK-12	Oil w GC	Undev	43,283	34.2	16.1	80.6
LK-6	Oil	Prod	28,313	17.2	10.0	55.3
LK-2	Oil w GC	Prod	143,021	20.8	16.3	43.6
LK-1	Oil w GC	Prod	91,780	17.6	13.0	49.8
HA-9	Oil	Prod	185,044	13.3	10.2	33.1
HA-8	Oil	Prod	192,707	13.5	9.0	35.6

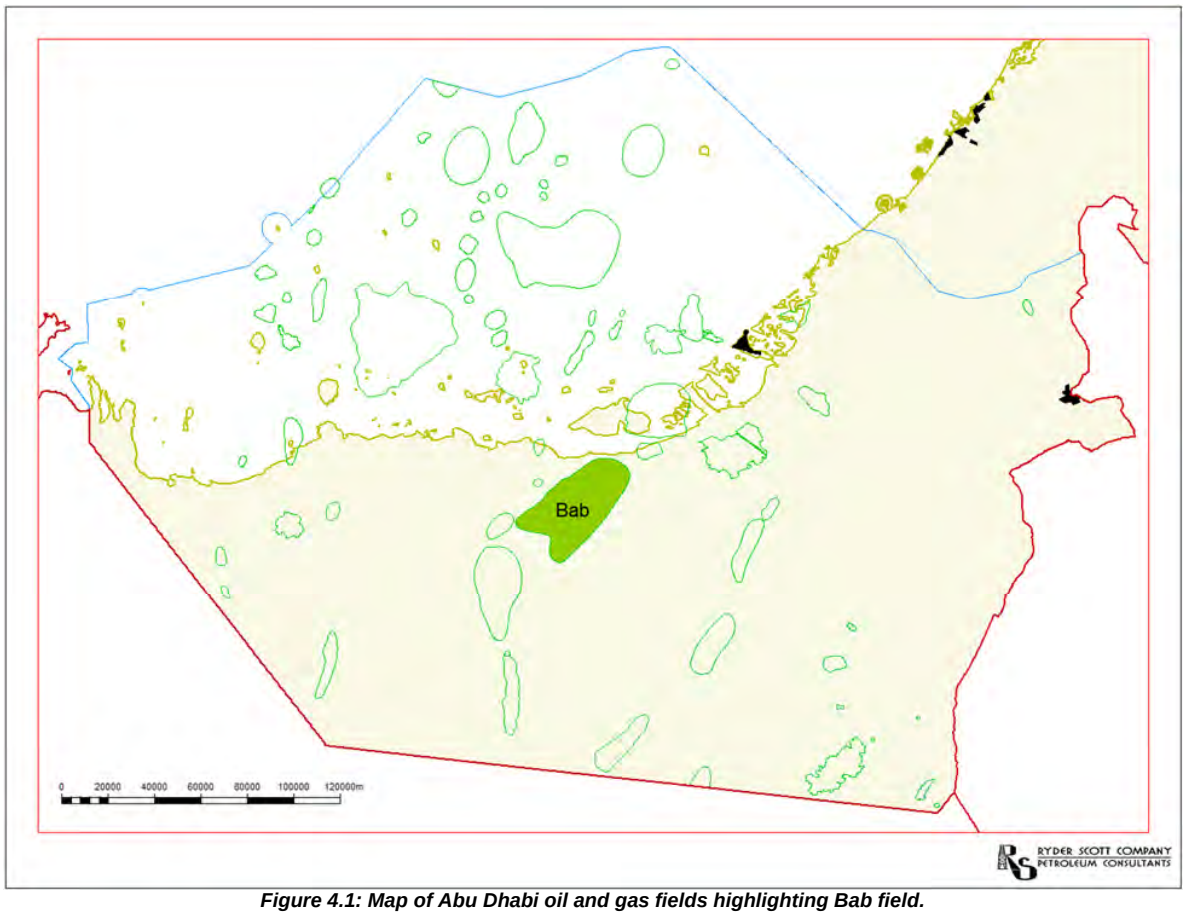

Figure 4.1: Map of Abu Dhabi oil and gas fields highlighting Bab field.

The onshore assets have been on production since 1960, the historical monthly production and future forecasted production for the 27 reservoirs included in this report are shown in the graph below.

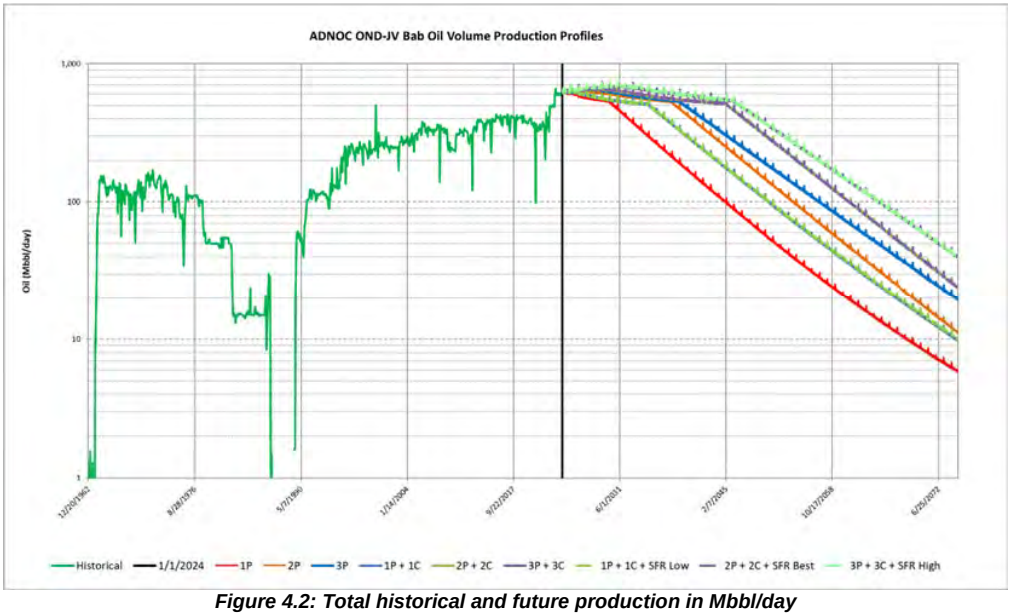

Figure 4.2: Total historical and future production in Mbbl/day

The activities necessary to achieve the production profile shown in Figure 4.2 are summarized in the table below.

		# WORKOVERS									
Class	**Category**	**2024**	**2025**	**2026**	**2027**	**2028**	**2029**	**2030**	**2031**	**2032**	**2033+**
1P	Developed	43	23	46	44	31	25	7	2	1	41
2P	Developed	46	25	67	67	48	37	7	2	1	41
3P	Developed	46	25	41	59	50	47	29	2	1	41
1C	Developed	7	2	5	12	8	8	0	0	0	0
1C	Undeveloped	0	0	0	0	6	0	0	0	0	0
2C	Developed	7	2	5	12	8	8	0	0	0	0
2C	Undeveloped	0	0	0	0	6	0	0	0	0	0
3C	Developed	16	8	9	12	8	8	0	0	0	0
3C	Undeveloped	0	0	0	0	6	0	0	0	0	0
SFR Low	Undeveloped	0	0	0	0	6	0	0	0	0	0
SFR Best	Undeveloped	0	0	0	0	6	0	0	0	0	0
SFR High	Undeveloped	0	0	0	0	6	0	0	0	0	0

		# UNDEVELOPED LOCATIONS									
Class	**Category**	**2024**	**2025**	**2026**	**2027**	**2028**	**2029**	**2030**	**2031**	**2032**	**2033+**
1P	Undeveloped	57	76	99	53	0	0	0	0	0	0
2P	Undeveloped	63	76	111	82	0	0	0	0	0	0
3P	Undeveloped	63	76	111	82	0	0	0	0	0	0
1C	Undeveloped	16	7	6	64	0	0	0	0	0	0
2C	Undeveloped	20	10	20	92	6	3	0	0	0	0
3C	Undeveloped	23	10	42	133	63	14	23	0	8	16
SFR Low	Undeveloped	0	0	6	5	1	0	0	0	0	0
SFR Best	Undeveloped	0	0	6	6	5	4	0	0	0	0
SFR High	Undeveloped	0	0	6	6	6	4	4	8	8	16

Table 4.1: Total development schedule

5. Comments on Environmental, Facilities, Infrastructure, and Site Visits

The properties included in this report that are located onshore Abu Dhabi and are operated by ADNOC Onshore. We did not perform a site visit of the properties; however, the properties are on production and are recognized as active and ongoing operations.

To our knowledge, operations could be described as ongoing without major contingencies or events of disruption that are outside of normal handling of maintenance and integrity procedures that are generally expected for such an onshore operating environment. We are not aware of any outstanding issues challenging the future operation of these properties in terms of availability of power, service providers, transportation of hydrocarbons, human services and environmental. Conducting due-diligence of the status of the facilities and pipelines, including remaining life of the assets and replacement costs was outside the scope of our investigations. We accepted this information without verification.

We are not aware of any extraordinary environmental elements associated with the properties evaluated herein. We note that the operation of properties such as included herein is by nature technically demanding and unforeseen challenges or events may result in disruptions to operations or potentially permanent termination thereof. Such events are beyond our ability to forecast or comment on. We further qualify that these statements are made based on information provided to us by ADNOC and/or investigations that may not be sufficiently thorough or extensive. Therefore, we accept no liability for their accuracy nor do we warrant that our enquiries and investigations have revealed all of the matters, which an extensive examination may disclose.

The properties that we evaluated are located onshore Abu Dhabi. We have relied documentation provided by ADNOC and publicly available information to ascertain their existence and operational performance as reported to us by ADNOC. Appendix 4 shows a map of the major facilities and infrastructure servicing the assets included in this evaluation.

6. Standards of Independence and Professional Qualification

Ryder Scott is an independent petroleum engineering consulting firm that has been providing petroleum consulting services throughout the world since 1937. Ryder Scott is employee-owned and maintains offices in Houston, Texas; Denver, Colorado; and Calgary, Alberta, Canada. We have approximately 80 engineers and geoscientists on our permanent staff. By virtue of the size of our firm and the large number of clients for which we provide services, no single client or job represents a material portion of our annual revenue. We do not serve as officers or directors of any privately-owned or publicly-traded oil and gas company and are separate and independent from the operating and investment decision-making process of our clients. This allows us to bring the highest level of independence and objectivity to each engagement for our services.

Ryder Scott actively participates in industry related professional societies and organizes an annual public forum focused on the subject of reserves evaluations and SEC regulations. Many of our staff have authored or co-authored technical papers on the subject of reserves related topics. We encourage our staff to maintain and enhance their professional skills by actively participating in ongoing continuing education.

Prior to becoming an officer of the Company, Ryder Scott requires that staff engineers and geoscientists have received professional accreditation in the form of a registered or certified professional engineer's license or a registered or certified professional geoscientist's license, or the equivalent thereof, from an appropriate governmental authority or a recognized self-regulating professional organization. Regulating agencies require that, in order to maintain active status, a certain amount of continuing education hours be completed annually, including an hour of ethics training. Ryder Scott fully supports this technical and ethics training with our internal requirement mentioned above.

We are independent petroleum engineers with respect to ADNOC. Neither we nor any of our employees have any financial interest in the subject properties and neither the employment to do this work nor the compensation is contingent on our estimates of reserves for the properties, which were reviewed.

The results of this study, presented herein, are based on technical analysis conducted by teams of geoscientists and engineers from Ryder Scott. The professional qualifications of the undersigned, the technical persons primarily responsible for overseeing the evaluation of the reserves and contingent resource information discussed in this report, are included as an attachment to this letter.

7. Terms of Usage

This report was prepared for the exclusive use and sole benefit of Abu Dhabi National Oil Company and may not be put to other use without our prior written consent for such use. It is our understanding that this report will be included in a base offering memorandum in connection with a medium term note programme to be established by ADNOC Murban RSC LTD with the International Securities Market. We consent to the issuing of this report in the form and content in which it is to be included in the offering memorandum and any supplementary prospectus or other documents issued or in connection with the base offering memorandum.

We have provided ADNOC with a digital version of the original signed copy of this report letter. In the event there are any differences between the digital version and the original signed report letter, the original signed report letter shall control and supersede the digital version. The data and work papers used in the preparation of this report are available for examination by authorized parties in our offices. Please contact us if we can be of further service.

Very truly yours,

RYDER SCOTT COMPANY, L. P.
TBPELS Firm Registration No. F-1580

Herman G. Acuña, P.E.
TBPELS License No. 92254
President

Hugo Armando Ovalle, P.E.
TBPELS License No. 140035
Senior Vice President

HGA- HAO

8. Professional Qualifications of Primary Technical Persons

8.1 Herman Acuña

The conclusions presented in this report are the result of technical analysis conducted by teams of geoscientists and engineers from Ryder Scott Company, L.P. Herman G. Acuña was the primary technical person responsible for overseeing the independent estimation of the reserves, future production and income to render the audit conclusions of the report.

Mr. Acuña, an employee of Ryder Scott Company, L.P. (Ryder Scott) since 1997 and currently serves as President and Board Member. Among his responsibilities, he coordinates and supervises staff and consulting engineers of the company in ongoing evaluation studies worldwide. Before joining Ryder Scott, Mr. Acuña served in a number of engineering positions with Exxon. For more information regarding Mr. Acuña's geographic and job specific experience, please refer to the Ryder Scott Company website at www.ryderscott.com.

Mr. Acuña earned a Bachelor (Cum Laude) and a Masters (Magna Cum Laude) of Science degree in Petroleum Engineering from The University of Tulsa in 1987 and 1989 respectively. He is a registered Professional Engineer in the State of Texas, a member of the Association of International Petroleum Negotiators (AIPN) and the Society of Petroleum Engineers (SPE).

In addition to gaining experience and competency through prior work experience, the Texas Board of Professional Engineers requires a minimum of fifteen hours of continuing education annually, including at least one hour in the area of professional ethics, which Mr. Acuña fulfills. Mr. Acuña has attended formalized training and conferences including dedicated to the subject of the definitions and disclosure guidelines contained in the United States Securities and Exchange Commission Title 17, Code of Federal Regulations, Modernization of Oil and Gas Reporting, Final Rule released January 14, 2009 in the Federal Register and the 2018 SPE-PRMS definitions. Mr. Acuña routinely teaches various company reserves evaluation workshops and schools around the world and the U.S.A. Mr. Acuña has participated in various capacities in reserves conferences such as being a panelist at Trinidad and Tobago's Petroleum Conference, delivering the reserves evaluation seminar during IAPG conventions, and chairing the first Reserves Evaluation Conference in the Middle East in Dubai, U.A.E.

Based on his educational background, professional training and nearly 30 years of practical experience in petroleum engineering and the estimation and evaluation of petroleum reserves, Mr. Acuña has attained the professional qualifications as a Reserves Estimator and Reserves Auditor set forth in Article III of the "Standards Pertaining to the Estimating and Auditing of Oil and Gas Reserves Information" promulgated by the Society of Petroleum Engineers as of June 2019.

8.2 Hugo Ovalle

The conclusions presented in this report are the result of technical analysis conducted by teams of geoscientists and engineers from Ryder Scott Company, L.P. Hugo Ovalle was the primary technical person responsible for overseeing the estimate of the reserves, future production and income prepared by Ryder Scott presented herein.

Mr. Ovalle, an employee of Ryder Scott Company L.P. (Ryder Scott) since 2008, is a Senior Vice President responsible for coordinating and supervising staff and consulting engineers of the company in ongoing reservoir evaluation studies worldwide. Before joining Ryder Scott, Mr. Ovalle served in a number of engineering positions with Petroleum Services Inc. and Accumyn Consulting. For more information regarding Mr. Ovalle's geographic and job specific experience, please refer to the Ryder Scott Company website at www.ryderscott.com/Experience/Employees.

Mr. Ovalle earned a Bachelor of Science degree in Petroleum Engineering from the University of Oklahoma in 2002 and is a registered Professional Engineer in the State of Texas. He is also a member of the Society of Petroleum Engineers and the Association of International Petroleum Negotiators.

In addition to gaining experience and competency through prior work experience, the Texas Board of Professional Engineers requires a minimum of fifteen hours of continuing education annually, including at least one hour in the area of professional ethics, which Ovalle fulfills. As part of his continuing education hours, Mr. Ovalle has attended formalized training including the RSC Reserves Conference and various professional society presentations specifically relating to the definitions and disclosure guidelines contained in the United States Securities and Exchange Commission Title 17, Code of Federal Regulations, Modernization of Oil and Gas Reporting, Final Rule released January 14, 2009 in the Federal Register. Mr. Ovalle attended an additional formalized in-house training as well as formalized external training includes attending various professional society meetings covering such topics as the SPE/WPC/AAPG/SPEE Petroleum Resources Management System, reservoir engineering, geoscience and petroleum economics evaluation methods, procedures and software and ethics for consultants. Mr. Ovalle routinely teaches various company reserves evaluation workshops and schools around the world.

Based on his educational background, professional training and more than 13 years of practical experience in the estimation and evaluation of petroleum reserves, Mr. Ovalle has attained the professional qualifications as a Reserves Estimator and Reserves Auditor set forth in Article III of the "Standards Pertaining to the Estimating and Auditing of Oil and Gas Reserves Information" promulgated by the Society of Petroleum Engineers as of June 2019.

9. PETROLEUM RESERVES and RESOURCES CLASSIFICATIONS and DEFINITIONS

As Adapted From:
2018 PETROLEUM RESOURCES MANAGEMENT SYSTEM (SPE-PRMS)1
Sponsored and Approved by:
SOCIETY OF PETROLEUM ENGINEERS (SPE)
WORLD PETROLEUM COUNCIL (WPC)
AMERICAN ASSOCIATION OF PETROLEUM GEOLOGISTS (AAPG)
SOCIETY OF PETROLEUM EVALUATION ENGINEERS (SPEE)
SOCIETY OF EXPLORATION GEOPHYSICISTS (SEG)
SOCIETY OF PETROPHYSICISTS AND WELL LOG ANALYSTS (SPWLA)
EUROPEAN ASSOCIATION OF GEOSCIENTISTS & ENGINEERS (EAGE)

SECTION A - PREAMBLE - RESERVES

Reserves are those quantities of petroleum which are anticipated to be commercially recovered from known accumulations from a given date forward under defined conditions. All reserve estimates involve some degree of uncertainty. The uncertainty depends chiefly on the amount of reliable geologic and engineering data available at the time of the estimate and the interpretation of these data. The relative degree of uncertainty may be conveyed by placing reserves into one of two principal classifications, either proved or unproved. Unproved reserves are less certain to be recovered than proved reserves and may be further sub-classified as probable and possible reserves to denote progressively increasing uncertainty in their recoverability.

Estimation of reserves is done under conditions of uncertainty. The method of estimation is called deterministic if a single best estimate of reserves is made based on known geological, engineering, and economic data. The method of estimation is called probabilistic when the known geological, engineering, and economic data are used to generate a range of estimates and their associated probabilities. Identifying reserves as proved, probable, and possible has been the most frequent categorization method and gives an indication of the probability of recovery. Because of the differences in uncertainty, caution should be exercised when aggregating reserves of different categories.

Reserves estimates will generally be revised as additional geologic or engineering data becomes available or as economic conditions change.

Reserves may be attributed to either natural energy or improved recovery methods. Improved recovery methods include all methods for supplementing natural reservoir energy or altering natural forces in the reservoir to increase ultimate recovery. Examples of such methods are pressure maintenance, cycling, waterflooding, thermal methods, chemical flooding, and the use of miscible and immiscible displacement fluids. Other improved recovery methods may be developed in the future as petroleum technology continues to evolve.

1 Petroleum Resources Management System prepared by the Oil and Gas Reserves Committee of the Society of Petroleum Engineers (SPE); reviewed and jointly sponsored by the World Petroleum Council (WPC), the American Association of Petroleum Geologists (AAPG), the Society of Petroleum Evaluation Engineers (SPEE), Society of Exploration Geophysicists (SEG), Society of Petrophysicists and Well Log Analysts (SPWLA), and European Association of Geoscientists & Engineers (EAGE), March 2007 and revised June 2018.

Reserves may be attributed to either conventional or unconventional petroleum accumulations under the SPE-PRMS. Petroleum accumulations are considered as either conventional or unconventional based on the nature of their in-place characteristics, extraction method applied, or degree of processing prior to sale. Examples of unconventional petroleum accumulations include coalbed or coalseam methane (CBM/CSM), basin-centered gas (low permeability), tight gas and tight oil (low permeability), shale gas, gas hydrates, natural bitumen (very high viscosity oil) and oil shale deposits. These unconventional accumulations may require specialized extraction technology and/or significant processing prior to sale. The SPE-PRMS acknowledges unconventional petroleum accumulations as reserves regardless of their in-place characteristics, the extraction method applied, or the degree of processing required.

Reserves do not include quantities of petroleum being held in inventory and may be reduced for usage, processing losses and/or non-hydrocarbons that must be removed prior to sale.

SPE-PRMS RESERVES DEFINITIONS

In March 2007, the Society of Petroleum Engineers (SPE), World Petroleum Council (WPC), American Association of Petroleum Geologists (AAPG), and Society of Petroleum Evaluation Engineers (SPEE) jointly approved the "Petroleum Resources Management System" ("SPE-PRMS"); subsequently also supported by the Society of Exploration Geophysicists (SEG), Society of Petrophysicists and Well Log Analysts (SPWLA), and European Association of Geoscientists & Engineers (EAGE). SPE-PRMS was revised in June 2018. The SPE-PRMS consolidates, builds on, and replaces guidance previously contained in the 2000 "Petroleum Resources Classification and Definitions" and the 2001 "Guidelines for the Evaluation of Petroleum Reserves and Resources" publications.

The intent of the SPE, WPC, AAPG, SPEE, SEG, SPWLA, and EAGE in approving additional categories beyond proved reserves is to facilitate consistency among professionals using such terms. In presenting these definitions, none of these organizations are recommending public disclosure of reserves categorized as unproved. Public disclosure of the quantities categorized as unproved reserves is left to the discretion of the countries or companies involved and should not be construed as replacing guidelines for public disclosures under the guidelines established by regulatory and/or other governmental agencies.

Reference should be made to the full SPE-PRMS for the complete definitions and guidelines as the following definitions, descriptions and explanations rely wholly or in part on excerpts from the SPE-PRMS document (direct passages excerpted from the SPE-PRMS document are denoted in italics and footnoted with Section references herein).

RESERVES DEFINITIONS

Reserves. *Reserves are those quantities of petroleum anticipated to be commercially recoverable by application of development projects to known accumulations from a given date forward under defined conditions. Reserves must satisfy four criteria: they must be discovered, recoverable, commercial and remaining based on the development project(s) applied. Reserves are further categorized in accordance with the level of certainty associated with the estimates and may be sub-classified based on project maturity and/or characterized by the development and production status.2*

2 Table 1, "Reserves", Definition & Guidelines

ADDITIONAL TERMS USED IN RESERVES EVALUATIONS (SPE-PRMS DEFINITIONS)

Improved recovery. Improved Recovery is *the extraction of additional petroleum, beyond primary recovery, from naturally occurring reservoirs by supplementing the natural forces in the reservoir. It includes waterflooding and gas injection for pressure maintenance, secondary processes, tertiary processes and any other means of supplementing natural reservoir recovery processes. Improved recovery also includes thermal and chemical processes to improve the in-situ mobility of viscous forms of petroleum. (Also called enhanced recovery.)3*

Improved recovery projects must meet the same Reserves technical and commercial maturity criteria as primary recovery projects.4 Similarly there should be an expectation that the project will be economically viable, which includes *the requirement that there is evidence of firm intention to proceed with development within a reasonable time-frame5 (*generally within 5 years; further delays should be clearly justified). If there is significant project risk, the forecast incremental recoveries should be classified as Contingent Resources.

The judgment on commerciality is based on pilot project results within the subject reservoir or by comparison to a reservoir with analogous rock and fluid properties and where a similar established improved recovery project has been successfully applied.6

Incremental recoveries through improved recovery methods that have yet to be established through routine, commercially successful applications are included as Reserves only after a favorable production response from the subject reservoir from either (a) a representative pilot or (b) an installed portion of the project, where the response provides support for the analysis on which the project is based. The improved recovery project's resources will remain classified as Contingent Resources Development Pending until the pilot has demonstrated both technical and commercial feasibility and the full project passes the Justified for Development "decision gate." 7

The types of in-place petroleum resources defined as conventional and unconventional may require different evaluation approaches and/or extraction methods. However, the PRMS resources definitions, together with the classification system, apply to all types of petroleum accumulations regardless of the in-place characteristics, extraction method applied, or degree of processing required.8

A project is commercial when there is evidence of a firm intention to proceed with development within a reasonable time-frame. Typically, this requires that the best estimate case meet or exceed the minimum evaluation decision criteria (e.g., rate of return, investment payout time). There must be a reasonable expectation that all required internal and external approvals will be forthcoming. Also, there must be evidence of a technically mature, feasible development plan and the essential social, environmental, economic, political, legal, regulatory, decision criteria, and contractual conditions are met.9

A reasonable time-frame for the initiation of development depends on the specific circumstances and varies according to the scope of the project. While five years is recommended as a benchmark, a longer time-frame could be applied where justifiable; for example, development of economic projects that take longer than five years to be developed or are deferred to meet contractual or strategic objectives. In

3 Appendix A, "Improved Recovery"
4 Section 2.3.4.2
5 Table 1, "Reserves", Guidelines
6 Section 2.3.4.3
7 Section 2.3.4.4
8 Section 2.4.0.1
9 Appendix A, "Commercial"

all cases, the justification for classification as Reserves should be clearly documented.10

PROVED RESERVES (SPE-PRMS DEFINITIONS)

Proved oil and gas reserves. *Proved Reserves are those quantities of petroleum that, by analysis of geoscience and engineering data, can be estimated with reasonable certainty to be commercially recoverable, from a given date forward from known reservoirs under defined economic conditions, operating methods, and government regulations. If deterministic methods are used, the term "reasonable certainty" is intended to express a high degree of confidence that the quantities will be recovered. If probabilistic methods are used, there should be at least a 90% probability (P90) that the quantities actually recovered will equal or exceed the estimate.*

The area of the reservoir considered as Proved includes:

(1) the area delineated by drilling and defined by fluid contacts, if any, and

(2) adjacent undrilled portions of the reservoir that can reasonably be judged as continuous with it and commercially productive on the basis of available geoscience and engineering data. 11

In the absence of data on fluid contacts, Proved quantities in a reservoir are limited by the lowest known hydrocarbons (LKH) as seen in a well penetration unless otherwise indicated by definitive geoscience, engineering, or performance data. Such definitive information may include pressure gradient analysis and seismic indicators. Seismic data alone may not be sufficient to define fluid contacts for Proved. (see "2001 Supplemental Guidelines", Chapter 8).

Reserves in undeveloped locations may be classified as Proved provided that:

- *The locations are in undrilled areas of the reservoir that can be judged with reasonable certainty to be commercially mature and economically productive.*
- *Interpretations of available geoscience and engineering data indicate with reasonable certainty that the objective formation is laterally continuous with drilled Proved locations.*

For Proved Reserves, the recovery efficiency applied to these reservoirs should be defined based on a range of possibilities supported by analogs and sound engineering judgment considering the characteristics of the Proved area and the applied development program.12

PROBABLE RESERVES (SPE-PRMS DEFINITIONS)

Probable oil and gas reserves*. Probable Reserves are those additional Reserves that analysis of geoscience and engineering data indicates are less likely to be recovered than Proved Reserves but more certain to be recovered than Possible Reserves. It is equally likely that actual remaining quantities recovered will be greater than or less than the sum of the estimated Proved plus Probable reserves (2P). In this context, when probabilistic methods are used, there should be at least a 50% probability that the actual quantities recovered will equal or exceed the 2P estimate.*

10 Section 2.1.2.3

11 Table 3, "Proved Reserves", Definition & Guidelines

12 Table 3, "Proved Reserves", Definition & Guidelines

Probable Reserves may be assigned to areas of a reservoir adjacent to Proved where data control or interpretations of available data are less certain. The interpreted reservoir continuity may not meet the reasonable certainty criteria. Probable estimates also include incremental recoveries associated with project recovery efficiencies beyond that assumed for Proved.13

POSSIBLE RESERVES (SPE-PRMS DEFINITIONS)

***Possible oil and gas reserves**. Possible Reserves are those additional reserves that analysis of geoscience and engineering data indicates are less likely to be recoverable than Probable Reserves. The total quantities ultimately recovered from the project have a low probability to exceed the sum of Proved plus Probable plus Possible (3P), which is equivalent to the high-estimate scenario. When probabilistic methods are used, there should be at least a 10% probability (P10) that the actual quantities recovered will equal or exceed the 3P estimate.*

Possible Reserves may be assigned to areas of a reservoir adjacent to Probable where data control and interpretations of available data are progressively less certain. Frequently, this may be in areas where geoscience and engineering data are unable to clearly define the area and vertical reservoir limits of economic production from the reservoir by a defined, commercially mature project. Possible estimates also include incremental quantities associated with project recovery efficiencies beyond that assumed for Probable.14

SECTION B - PREAMBLE – RESERVES & RESOURCES

Reserves and resources classification systems are intended to provide a consistent approach to estimating petroleum quantities and evaluating projects and thereby allow the evaluator to follow the progression of changes in the exploration and production life cycle of a reservoir, field, or project that arise as a result of obtaining more technical information or as a result of a change in the economic status. Most systems incorporate terminology to describe the progression of a project from the delineation of an initial prospect, to the confirmation of the prospect through exploration drilling, onto the appraisal and development phase, and finally from initial production through depletion. *The evaluation elements consider the risk of geologic discovery and the technical uncertainties together with a determination of the chance of achieving the commercial maturation status of a petroleum project.15* These reserves and resources definitions thus provide the decision making framework to manage risk and uncertainty through the classification and categorization of the recoverable hydrocarbon volumes.

The term resources as used herein is intended to encompass all quantities of petroleum naturally occurring within the Earth's crust, both discovered and undiscovered (whether recoverable or unrecoverable), plus those quantities already produced. Further it includes all types of petroleum whether currently considered as conventional or unconventional resources.16

Reserves are a subset of resources and *are those quantities of petroleum anticipated to be commercially recoverable by application of development projects to known accumulations from a given date forward under defined conditions. Reserves must satisfy four criteria: discovered, recoverable, commercial, and remaining (as of the evaluation's effective date) based on the development project(s) applied.17*

13 Table 3, "Probable Reserves", Definition & Guidelines
14 Table 3, "Possible Reserves", Definition & Guidelines
15 Section 1.0.0.1 A
16 Section 1.1.0.2
17 Section 1.1.0.6 A 1

All reserves and resources estimates involve some degree of uncertainty. The uncertainty depends chiefly on the amount of reliable geologic and engineering data available at the time of the estimate and the interpretation of these data. Estimates will generally be revised as additional geologic or engineering data becomes available or as economic conditions change. Commercial factors must also be considered in the classification of resources.

Estimation of reserves and resources is done under conditions of uncertainty. The method of estimation is called deterministic if a single best estimate of reserves and resources is made based on known geological, engineering, and economic data. The method of estimation is called probabilistic when the known geological, engineering, and economic data are used to generate a range of estimates and their associated probabilities. Because of the differences in uncertainty, caution should be exercised when aggregating quantities of petroleum from different reserves categories and/or resources classifications.

Reserves and resources may be attributed to either natural energy or improved recovery methods. Improved recovery methods include all methods for supplementing natural reservoir energy or altering natural forces in the reservoir to increase ultimate recovery. Examples of such methods are pressure maintenance, cycling, waterflooding, thermal methods, chemical flooding, and the use of miscible and immiscible displacement fluids. Other improved recovery methods may be developed in the future as petroleum technology continues to evolve.

Reserves and resources may be attributed to either conventional or unconventional petroleum accumulations under the SPE-PRMS. Petroleum accumulations are considered as either conventional or unconventional based on the nature of their in-place characteristics, extraction method applied, or degree of processing prior to sale. Examples of unconventional petroleum accumulations include coalbed or coalseam methane (CBM/CSM), basin-centered gas (low permeability), tight gas and tight oil (low permeability), shale gas, gas hydrates, natural bitumen (very high viscosity oil) and oil shale deposits. These unconventional accumulations may require specialized extraction technology and/or significant processing prior to sale. The SPE-PRMS acknowledges unconventional petroleum accumulations as reserves and resources regardless of their in-place characteristics, the extraction method applied, or the degree of processing required.

Reserves and resources do not include quantities of petroleum being held in inventory and may be reduced for usage, processing losses and/or non-hydrocarbons that must be removed prior to sale.

SPE-PRMS RESOURCES DEFINITIONS

In March 2007, the Society of Petroleum Engineers (SPE), World Petroleum Council (WPC), American Association of Petroleum Geologists (AAPG), and Society of Petroleum Evaluation Engineers (SPEE) jointly approved the “Petroleum Resources Management System” (“SPE-PRMS”); subsequently supported by the Society of Exploration Geophysicists (SEG), Society of Petrophysicists and Well Log Analysts (SPWLA), and European Association of Geoscientists & Engineers (EAGE). SPE-PRMS was revised in June 2018. The SPE-PRMS consolidates, builds on, and replaces guidance previously contained in the 2000 “Petroleum Resources Classification and Definitions” and the 2001 “Guidelines for the Evaluation of Petroleum Reserves and Resources” publications.

Reference should be made to the full SPE-PRMS for the complete definitions and guidelines as the following definitions, descriptions and explanations rely wholly or in part on excerpts from the SPE-PRMS document (direct passages excerpted from the SPE-PRMS document are denoted in italics and footnoted with Section references herein). For convenience, Table 1: “Recoverable Resources Classes and Sub-Classes” from the SPE-PRMS has been reproduced in full and included as an attachment to this document.

The SPE-PRMS incorporates the petroleum initially-in-place as well as the recoverable and unrecoverable petroleum quantities into a common resources classification framework. *Petroleum is defined as a naturally occurring mixture consisting of hydrocarbons in the gaseous, liquid, or solid state.18*

The SPE-PRMS defines the major resources classes: Production, Reserves, Contingent Resources, and Prospective Resources, as well as Unrecoverable petroleum. The basic classification scheme requires establishment of criteria for a petroleum discovery and thereafter the distinction between commercial (Reserves) and sub-commercial projects (Contingent Resources) in known accumulations. Under this classification scheme, estimated recoverable quantities from accumulations that have yet to be discovered are termed Prospective Resources. Further, the SPE-PRMS includes all types of petroleum whether currently considered "conventional" or "unconventional".

Figure 1 shown at the end of this document is a graphical representation of the SPE-PRMS resources classification system. The SPE-PRMS "classifies" reserves and resources according to project maturity and increasing *chance of commerciality* (vertical axis), *which is the chance that a project will be committed for development and reach commercial producing status.19* It also "categorizes" reserves and resources according to the *range of uncertainty* (horizontal axis) *of the estimated quantities potentially recoverable from an accumulation by a project*.20 The following definitions apply to the major subdivisions within the resources classification:

RESOURCES CLASSIFICATION (SPE-PRMS)

Recoverable petroleum resources as described herein may be classified into one of three principal resources classifications: Prospective Resources, Contingent Resources, or Reserves. The distinction between Prospective and Contingent Resources depends on whether or not there exists one or more wells and other data indicating the potential for moveable hydrocarbons (e.g. the discovery status). Discovered petroleum resources may be classified as either Contingent Resources or as Reserves depending on the chance that if a project is implemented it will reach commercial producing status (e.g. chance of commerciality). The distinction between various "classifications" of Resources and Reserves relates to their discovery status and increasing chance of commerciality as described herein.

TOTAL PETROLEUM-INITIALLY-IN-PLACE

Total Petroleum-Initially-in-Place (PIIP) is all quantities of petroleum that are estimated to exist originally in naturally occurring accumulations, discovered and undiscovered, before production.21

Total Petroleum-Initially-in-Place may be subdivided into Discovered Petroleum-Initially-in-Place and Undiscovered Petroleum-Initially-in-Place, with Discovered Petroleum-Initially-in-Place being limited to known accumulations.

It is recognized that not all of the Petroleum-Initially-in-Place quantities may constitute potentially recoverable resources since the estimation of the proportion which may be recoverable can be subject to significant uncertainty and will change with variations in commercial circumstances, technological developments and data availability.

18 Section 1.1.0.1
19 Section 1.1.0.4
20 Section 1.1.0.4
21 Section 1.1.0.5 A

Given the aforementioned constraints, a portion of the Petroleum-Initially-in-Place may need to be classified as Unrecoverable.

DISCOVERED PETROLEUM-INITIALLY-IN-PLACE

Discovered PIIP is the quantity of petroleum that is estimated, as of a given date, to be contained in known accumulations before production.22

Discovered PIIP may be subdivided into Commercial and Sub-commercial categories, with the estimated potentially recoverable portion being classified as Reserves and Contingent Resources respectively, as defined below.

KNOWN ACCUMULATION

The SPE-PRMS defines an accumulation as *an individual body of naturally occurring petroleum in a reservoir*.23 For an accumulation to be considered as "known", it must have been discovered. Discovered is defined as *a petroleum accumulation where one or several exploratory wells through testing, sampling, and/or logging have demonstrated the existence of a significant quantity of potentially recoverable hydrocarbons and thus have established a known accumulation.24* The SPE-PRMS states that in this context, *"significant" implies that there is evidence of a sufficient quantity of petroleum to justify estimating the in-place volume demonstrated by the well(s) and for evaluating the potential for technical recovery.25* Known accumulations may contain Reserves and/or Contingent Resources.

RESERVES

Reserves are defined as those quantities of petroleum anticipated to be commercially recoverable by application of development projects to known accumulations from a given date forward under defined conditions. Reserves must further satisfy four criteria: discovered, recoverable, commercial, and remaining (as of the evaluation's effective date) based on the development project(s) applied.26

Reserves are further categorized in accordance with the range of uncertainty and should be sub-classified based on project maturity and/or characterized by development and production status.27 Reference should be made to the full SPE-PRMS for the complete definitions and guidelines.

CONTINGENT RESOURCES

Contingent Resources are those quantities of petroleum estimated, as of a given date, to be potentially recoverable from known accumulations, by the application of development project(s) not currently considered to be commercial owing to one or more contingencies. Contingent Resources have an associated chance of development. Contingent Resources may include, for example, projects for which there are currently no viable markets, or where commercial recovery is dependent on technology under development, or where evaluation of the accumulation is insufficient to clearly assess commerciality. Contingent Resources are further categorized in accordance with the range of uncertainty

22 *Section 1.1.0.5 B*
23 Appendix A, "Accumulation"
24 Appendix A, "Discovered"
25 Appendix A, "Discovered"
26 Section 1.1.0.6 A.1.
27 Section 1.1.0.6 A.3

associated with the estimates and should be sub-classified based on project maturity and/or economic status.28 Reference should be made to the full SPE-PRMS for the complete definitions and guidelines.

UNDISCOVERED PETROLEUM-INITIALLY-IN-PLACE

Undiscovered PIIP is that quantity of petroleum estimated, as of a given date, to be contained within accumulations yet to be discovered.29

The estimated potentially recoverable portion of Undiscovered PIIP is classified as Prospective Resources, as defined below.

PROSPECTIVE RESOURCES

Prospective Resources are those quantities of petroleum estimated, as of a given date, to be potentially recoverable from undiscovered accumulations by application of future development projects. Prospective Resources have both an associated chance of geologic discovery and a chance of development. Prospective Resources are further categorized in accordance with the range of uncertainty associated with recoverable estimates, assuming discovery and development, and may be sub-classified based on project maturity.30 Reference should be made to the full SPE-PRMS for the complete definitions and guidelines.

UNRECOVERABLE

Unrecoverable Resources are that portion of either discovered or undiscovered PIIP evaluated, as of a given date, to be unrecoverable by the currently defined project(s). A portion of these quantities may become recoverable in the future as commercial circumstances change, technology is developed, or additional data are acquired. The remaining portion may never be recovered because of physical/chemical constraints represented by subsurface interaction of fluids and reservoir rocks.31

ADDITIONAL TERMS USED IN RESOURCES CLASSIFICATION (SPE-PRMS)

CHANCE OF COMMERCIALITY

The "Chance of Commerciality", as denoted in the SPE-PRMS and as shown in Figure 1, is the estimated probability that the project will achieve commercial maturity to be developed. For Prospective Resources, this is the product of the chance of geologic discovery and the chance of development. For Contingent Resources and Reserves, it is equal to the chance of development.32

The chance of commerciality is determined by the probability of a discrete event occurring. In the context of the SPE-PRMS, the discrete event is comprised of one of several conditions, as noted below, which impact the project's commercial viability.

28 Section 1.1.0.6 B.
29 Section 1.1.0.6 C.
30 Section 1.1.0.6 D.
31 Section 1.1.0.6 E.
32 Appendix A, "Chance of Commerciality"

The commercial viability of a development project within a field's development plan is dependent on a forecast of the conditions that will exist during the time period encompassed by the project. Conditions include technical, economic (e.g., hurdle rates, commodity prices), operating and capital costs, marketing, sales route(s), and legal, environmental, social, and governmental factors forecast to exist and impact the project during the time period being evaluated. While economic factors can be summarized as forecast costs and product prices, the underlying influences include, but are not limited to, market conditions (e.g., inflation, market factors, and contingencies), exchange rates, transportation and processing infrastructure, fiscal terms, and taxes.33

A project may constitute the development of a well, a single reservoir, or a small field; an incremental development in a producing field; or the integrated development of a field or several fields together with the associated processing facilities (e.g., compression).34 An accumulation or potential accumulation of petroleum is often subject to several separate and distinct projects that are at different stages of exploration or development. Thus, an accumulation may have recoverable quantities in several resources classes simultaneously.35

COMMERCIALITY APPLIED TO RESERVES

Discovered recoverable quantities (Contingent Resources) may be considered commercially mature, and thus attain Reserves classification, if the entity claiming commerciality has demonstrated a firm intention to proceed with development. This means the entity has satisfied the internal decision criteria (typically rate of return at or above the weighted average cost-of-capital or the hurdle rate). Commerciality is achieved with the entity's commitment to the project and all of the following criteria:

A. *Evidence of a technically mature, feasible development plan.*

B. *Evidence of financial appropriations either being in place or having a high likelihood of being secured to implement the project.*

C. *Evidence to support a reasonable time-frame for development.*

D. *A reasonable assessment that the development projects will have positive economics and meet defined investment and operating criteria. This assessment is performed on the estimated entitlement forecast quantities and associated cash flow on which the investment decision is made (see Section 3.1.1, Net Cash-Flow Evaluation).*

E. *A reasonable expectation that there will be a market for forecast sales quantities of the production required to justify development. There should also be similar confidence that all produced streams (e.g., oil, gas, water, CO_2) can be sold, stored, re-injected, or otherwise appropriately disposed.*

F. *Evidence that the necessary production and transportation facilities are available or can be made available.*

G. *Evidence that legal, contractual, environmental, regulatory, and government approvals are in place or will be forthcoming, together with resolving any social and economic concerns.36*

33 Section 1.2.0.10
34 Section 1.2.0.4
35 Section 1.2.0.8
36 Section 2.1.2.1

To be included in the Reserves class, a project must be sufficiently defined to establish both its technical and commercial viability as noted above *(in Section 2.1.2.1). There must be a reasonable expectation that all required internal and external approvals will be forthcoming and evidence of firm intention to proceed with development within a reasonable time-frame. A reasonable time-frame for the initiation of development depends on the specific circumstances and varies according to the scope of the project. While five years is recommended as a benchmark, a longer time-frame could be applied where justifiable; for example, development of economic projects that take longer than five years to be developed or are deferred to meet contractual or strategic objectives. In all cases, the justification for classification as Reserves should be clearly documented.37*

For a project to be included in a Reserves class, *there must be a high confidence in the commercial maturity and economic producibility of the reservoir as supported by actual production or formation tests. In certain cases, Reserves may be assigned on the basis of well logs and/or core analysis that indicate that the subject reservoir is hydrocarbon-bearing and is analogous to reservoirs in the same area that are producing or have demonstrated the ability to produce on formation tests.*[38]

COMMERCIALITY APPLIED TO CONTINGENT RESOURCES

Potentially recoverable quantities from known accumulations that *are not currently considered to be commercially recoverable owing to one or more contingencies39* should be classified as Contingent Resources.

Based on assumptions regarding future conditions and the impact on ultimate economic viability, projects currently classified as Contingent Resources may be broadly divided into two groups:

A. ***Economically Viable Contingent Resources*** *are those quantities associated with technically feasible projects where cash flows are positive under reasonably forecasted conditions but are not Reserves because it does not meet the commercial criteria defined* above *(in Section 2.1.2.).*

B. ***Economically Not Viable Contingent Resources*** *are those quantities for which development projects are not expected to yield positive cash flows under reasonable forecast conditions.40*

Unrecoverable Resources *are that portion of either discovered or undiscovered PIIP evaluated, as of a given date, to be unrecoverable by the currently defined project(s).41*

RESOURCES CATEGORIZATION (SPE-PRMS)

All estimates of the quantities of petroleum potentially recoverable from an accumulation classified as having Prospective or Contingent Resources or Reserves involve uncertainty. The relative degree of uncertainty may be conveyed by placing the estimated quantities into one of several “categories” as described herein.

37 Section 2.1.2.3
38 Table 1 “Reserves”, Guidelines
39 Table 1, “Contingent Resources”, Definition
40 Section 2.1.3.7.1
41 Section 1.1.0.6 E.

RANGE OF UNCERTAINTY

The Range of Uncertainty, as denoted in the SPE-PRMS and as shown in Figure 1, reflects a range of estimated quantities potentially recoverable from an accumulation by a project. *Evaluators may assess recoverable quantities and categorize results by uncertainty using the deterministic incremental method, the deterministic scenario (cumulative) method, geostatistical methods, or probabilistic methods (see Section 4.2, Resources Assessment Methods). Also, combinations of these methods may be used.42*

DETERMINISTIC METHODS (SPE-PRMS)

For estimates using Deterministic Methods, an evaluator chooses *an assessment method based on discrete estimate(s) made based on available geoscience, engineering, and economic data and corresponds to a given level of certainty.43*

In the deterministic method, quantities are estimated by taking a discrete value or array of values for each input parameter to produce a discrete result. For the low-, best- and high-case estimates, the internally consistent deterministic inputs are selected to reflect the resultant confidence of the project scenario and the constraints applied for the resources category and resources class. A single outcome of recoverable quantities is derived for each deterministic increment or scenario. Two approaches are included in the deterministic method—the scenario (or cumulative) method and the incremental method—and should yield similar results.44

RESERVES

For Reserves, the general cumulative terms low/best/high forecasts are used to estimate the resulting 1P/2P/3P quantities, respectively. The associated incremental quantities are termed Proved (P1), Probable (P2) and Possible (P3).45

CONTINGENT RESOURCES

For Contingent Resources, the range of uncertainty is generally expressed in deterministic scenario (cumulative) terms or in terms of probability using probabilistic methods. *For Contingent Resources, the general cumulative terms low/best/high estimates are used to estimate the resulting 1C/2C/3C quantities, respectively. The terms C1, C2, and C3 are defined for incremental quantities of Contingent Resources.46*

Should evaluators choose to characterize the range of uncertainty for Contingent in discrete incremental quantities, they should denote such quantities as such and provide sufficient detail in their report to allow an independent evaluator or auditor to clearly understand the basis for estimation and categorization of the recoverable quantities.

42 Section 2.2.2.1
43 Appendix A, "Deterministic Method"
44 Section 4.2.1.1
45 Section 2.2.2.2
46 Section 2.2.2.3

PROSPECTIVE RESOURCES

For Prospective Resources, the range of uncertainty is generally expressed in deterministic scenario (cumulative) terms as low, best and high estimates or in terms of probability using probabilistic methods. *For Prospective Resources, the general cumulative terms low/best/high estimates also apply and are used to estimate the resulting 1U/2U/3U quantities. No specific terms are defined for incremental quantities within Prospective Resources.47*

BEST ESTIMATE

To best communicate uncertainty in estimates of resources volumes, a range of potential results can be reported. However, if a single representative result is required to be reported, the "best estimate" should represent *the most realistic assessment of recoverable quantities. If probablilstic methods are used, there should be at least a 50% probability (P50) that the quantities actually recovered will equal or exceed the best estimate.48* The term "best estimate" is used here as a generic expression for the estimate considered being closest to the quantity that will actually be recovered from the accumulation between the date of the estimate and the time of abandonment. *The best estimate is generally considered to represent the sum of Proved and Probable estimates (2P) for Reserves or 2C when Contingent Resources are cited, when aggregating a field, multiple fields, or an entity's resources.49 It should be noted that under the deterministic incremental method, discrete estimates are made for each category and should not be aggregated without due consideration of associated confidence.50* In the case of Contingent Resources and Prospective Resources, the best estimate would be represented by the 2C and 2U, respectively. If probabilistic methods are used, this term would generally be a measure of central tendency of the uncertainty distribution (most likely/mode, median/P50 or mean). The terms "Low Estimate" and "High Estimate" should provide a reasonable assessment of the range of uncertainty in the Best Estimate.

PROBABILISTIC METHODS (SPE-PRMS)

If probabilistic methods are used, these estimated quantities should be based on methodologies analogous to those applicable to the definitions of Reserves, Contingent Resources and Prospective Resources; therefore, in general, the resulting probabilities should correspond to the deterministic (cumulative) terms as follows:

- There should be at least a 90% probability (P90) that the quantities actually recovered will equal or exceed the 1P, 1C or 1U (Low Estimate).
- There should be at least a 50% probability (P50) that the quantities actually recovered will equal or exceed the 2P, 2C or 2U (Best Estimate).
- There should be at least a 10% probability (P10) that the quantities actually recovered will equal or exceed the 3P, 3C or 3U (High Estimate).

COMPARABILITY OF SIMILAR RESERVES AND RESOURCES CATEGORIES

As indicated in Figure 1, the 1C, 2C and 3C Contingent Resources estimates and the 1U, 2U and 3U Prospective Resources estimates of potentially recoverable volumes should reflect some comparability with the reserves categories of Proved (1P), Proved plus Probable (2P) and Proved plus Probable plus Possible (3P), respectively. *While there may be significant chance that sub-commercial*

47 Section 2.2.2.4
48 Appendix A, "Best Estimate", Definition
49 Section 2.2.2.10
50 Section 2.2.2.11

and undiscovered accumulations will not achieve commercial production, it is useful to consider the range of potentially recoverable quantities independent of such likelihood when considering what resources class to assign the project quantities.51

Without new technical information, there should be no change in the distribution of technically recoverable resources and the categorization boundaries when conditions are satisfied to reclassify a project from Contingent Resources to Reserves.52

AGGREGATION

Petroleum quantities classified as Reserves, Contingent Resources, or Prospective Resources should not be aggregated with each other without a clear understanding and explanation of the technical and commercial risk involved with their classification. In particular, there may be a chance that accumulations containing Contingent Resources and/or Prospective Resources will not achieve commercial maturity.53 Similarly, reserves and resources of different categories should not be aggregated with each other without due consideration of the significant differences in the criteria associated with their categorization.

51 Section 2.2.1.6
52 Section 2.2.2.6
53 Section 4.2.6.1

RESOURCES CLASSIFICATION SYSTEM (SPE-PRMS)

GRAPHICAL REPRESENTATION

Figure 1 is a graphical representation of the SPE-PRMS resources classification framework. *The horizontal axis reflects the range of uncertainty of estimated quantities potentially recoverable from an accumulation by a project, while the vertical axis represents the chance of commerciality, which is the chance that a project will be committed for development and reach commercial producing status.54*

Figure 1
SPE-PRMS
RESOURCES CLASSIFICATION FRAMEWORK

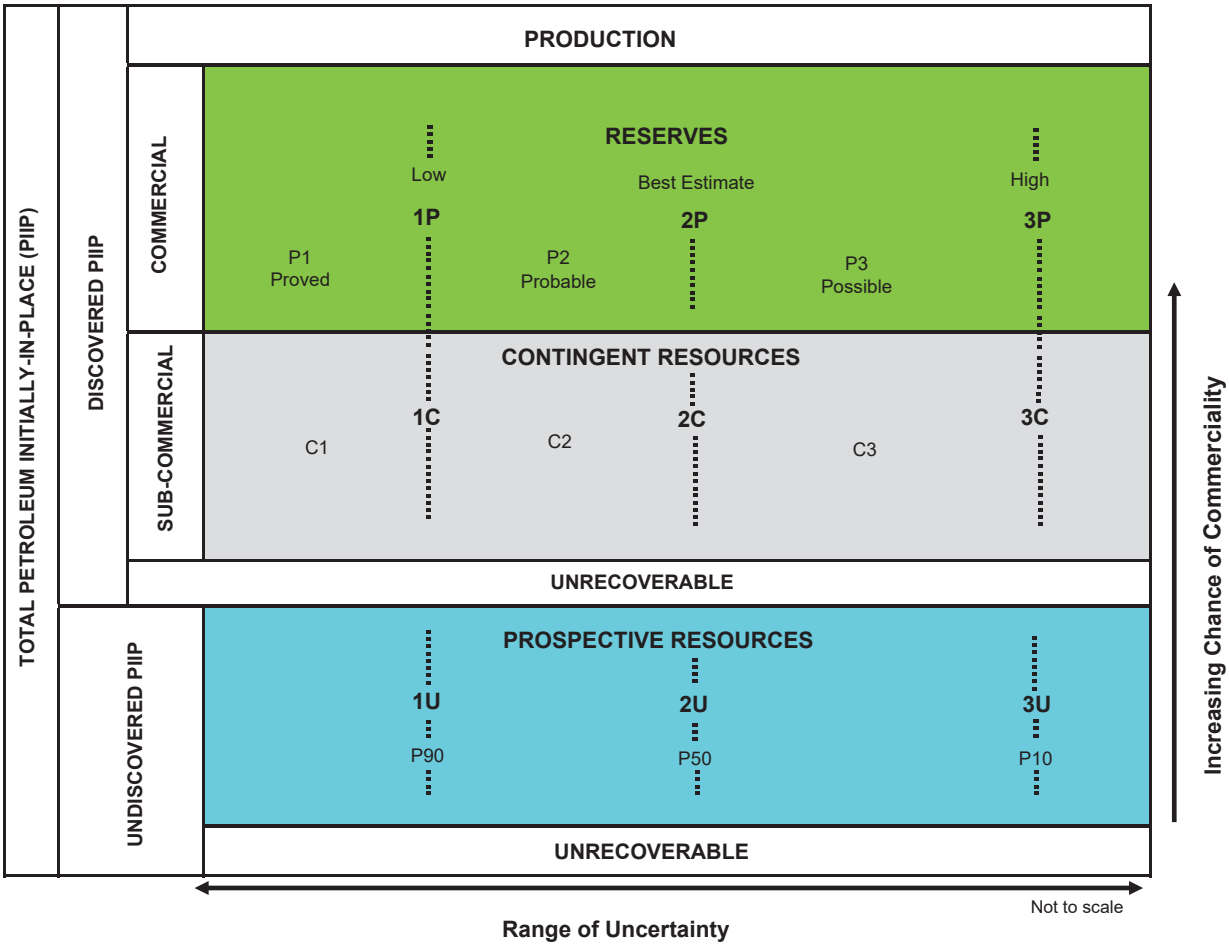

Figure 1.1-Resources classification framework

54 Section 1.1.0.4

RESOURCES CLASSIFICATION SYSTEM (SPE-PRMS)

GRAPHICAL REPRESENTATION

Figure 2 is a graphical illustration of the manner in which SPE-PRMS resources *may be sub-classified according to project maturity levels and the associated actions (i.e., business decisions) required to move a project toward commercial production.55*

Figure 2
SPE-PRMS
SUB-CLASSES BASED ON PROJECT MATURITY

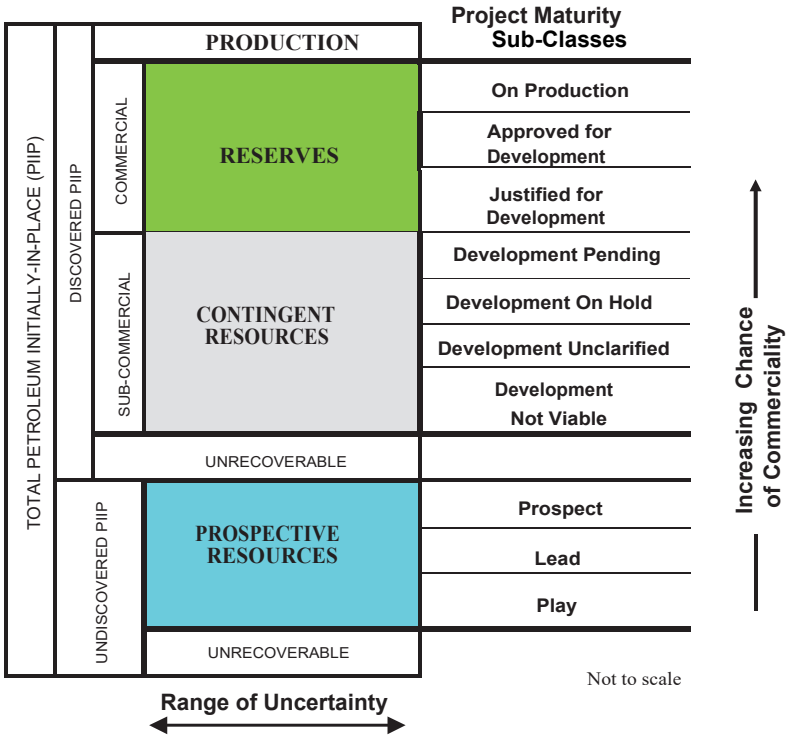

Figure 2.1—Sub-classes based on project maturity

55 Section 2.1.3.5.1

Table 1—Recoverable Resources Classes and Sub-Classes[1]

Class/Sub-Class	Definition	Guidelines
Reserves	Reserves are those quantities of petroleum anticipated to be commercially recoverable by application of development projects to known accumulations from a given date forward under defined conditions.	Reserves must satisfy four criteria: discovered, recoverable, commercial, and remaining based on the development project(s) applied. Reserves are further categorized in accordance with the level of certainty associated with the estimates and may be sub-classified based on project maturity and/or characterized by the development and production status. To be included in the Reserves class, a project must be sufficiently defined to establish its commercial viability (see Section 2.1.2, Determination of Commerciality). This includes the requirement that there is evidence of firm intention to proceed with development within a reasonable time-frame. A reasonable time-frame for the initiation of development depends on the specific circumstances and varies according to the scope of the project. While five years is recommended as a benchmark, a longer time-frame could be applied where, for example, development of an economic project is deferred at the option of the producer for, among other things, market-related reasons or to meet contractual or strategic objectives. In all cases, the justification for classification as Reserves should be clearly documented. To be included in the Reserves class, there must be a high confidence in the commercial maturity and economic producibility of the reservoir as supported by actual production or formation tests. In certain cases, Reserves may be assigned on the basis of well logs and/or core analysis that indicate that the subject reservoir is hydrocarbon-bearing and is analogous to reservoirs in the same area that are producing or have demonstrated the ability to produce on formation tests.
On Production	The development project is currently producing or capable of producing and selling petroleum to market.	The key criterion is that the project is receiving income from sales, rather than that the approved development project is necessarily complete. Includes Developed Producing Reserves. The project decision gate is the decision to initiate or continue economic production from the project.
Approved for Development	All necessary approvals have been obtained, capital funds have been committed, and implementation of the development project is ready to begin or is under way.	At this point, it must be certain that the development project is going ahead. The project must not be subject to any contingencies, such as outstanding regulatory approvals or sales contracts. Forecast capital expenditures should be included in the reporting entity's current or following year's approved budget. The project decision gate is the decision to start investing capital in the construction of production facilities and/or drilling development wells.

Class/Sub-Class	Definition	Guidelines
Justified for Development	Implementation of the development project is justified on the basis of reasonable forecast commercial conditions at the time of reporting, and there are reasonable expectations that all necessary approvals/contracts will be obtained.	To move to this level of project maturity, and hence have Reserves associated with it, the development project must be commercially viable at the time of reporting (see Section 2.1.2, Determination of Commerciality) and the specific circumstances of the project. All participating entities have agreed and there is evidence of a committed project (firm intention to proceed with development within a reasonable time-frame}) There must be no known contingencies that could preclude the development from proceeding (see Reserves class). The project decision gate is the decision by the reporting entity and its partners, if any, that the project has reached a level of technical and commercial maturity sufficient to justify proceeding with development at that point in time.
Contingent Resources	Those quantities of petroleum estimated, as of a given date, to be potentially recoverable from known accumulations by application of development projects, but which are not currently considered to be commercially recoverable owing to one or more contingencies.	Contingent Resources may include, for example, projects for which there are currently no viable markets, where commercial recovery is dependent on technology under development, where evaluation of the accumulation is insufficient to clearly assess commerciality, where the development plan is not yet approved, or where regulatory or social acceptance issues may exist. Contingent Resources are further categorized in accordance with the level of certainty associated with the estimates and may be sub-classified based on project maturity and/or characterized by the economic status.
Development Pending	A discovered accumulation where project activities are ongoing to justify commercial development in the foreseeable future.	The project is seen to have reasonable potential for eventual commercial development, to the extent that further data acquisition (e.g., drilling, seismic data) and/or evaluations are currently ongoing with a view to confirming that the project is commercially viable and providing the basis for selection of an appropriate development plan. The critical contingencies have been identified and are reasonably expected to be resolved within a reasonable time-frame. Note that disappointing appraisal/evaluation results could lead to a reclassification of the project to On Hold or Not Viable status. The project decision gate is the decision to undertake further data acquisition and/or studies designed to move the project to a level of technical and commercial maturity at which a decision can be made to proceed with development and production.

Class/Sub-Class	Definition	Guidelines
Development on Hold	A discovered accumulation where project activities are on hold and/or where justification as a commercial development may be subject to significant delay.	The project is seen to have potential for commercial development. Development may be subject to a significant time delay. Note that a change in circumstances, such that there is no longer a probable chance that a critical contingency can be removed in the foreseeable future, could lead to a reclassification of the project to Not Viable status. The project decision gate is the decision to either proceed with additional evaluation designed to clarify the potential for eventual commercial development or to temporarily suspend or delay further activities pending resolution of external contingencies.
Development Unclarified	A discovered accumulation where project activities are under evaluation and where justification as a commercial development is unknown based on available information.	The project is seen to have potential for eventual commercial development, but further appraisal/evaluation activities are ongoing to clarify the potential for eventual commercial development. This sub-class requires active appraisal or evaluation and should not be maintained without a plan for future evaluation. The sub-class should reflect the actions required to move a project toward commercial maturity and economic production.
Development Not Viable	A discovered accumulation for which there are no current plans to develop or to acquire additional data at the time because of limited production potential.	The project is not seen to have potential for eventual commercial development at the time of reporting, but the theoretically recoverable quantities are recorded so that the potential opportunity will be recognized in the event of a major change in technology or commercial conditions. The project decision gate is the decision not to undertake further data acquisition or studies on the project for the foreseeable future.
Prospective Resources	Those quantities of petroleum that are estimated, as of a given date, to be potentially recoverable from undiscovered accumulations.	Potential accumulations are evaluated according to the chance of geologic discovery and, assuming a discovery, the estimated quantities that would be recoverable under defined development projects. It is recognized that the development programs will be of significantly less detail and depend more heavily on analog developments in the earlier phases of exploration.
Prospect	A project associated with a potential accumulation that is sufficiently well defined to represent a viable drilling target.	Project activities are focused on assessing the chance of geologic discovery and, assuming discovery, the range of potential recoverable quantities under a commercial development program.
Lead	A project associated with a potential accumulation that is currently poorly defined and requires more data acquisition and/or evaluation to be classified as a Prospect.	Project activities are focused on acquiring additional data and/or undertaking further evaluation designed to confirm whether or not the Lead can be matured into a Prospect. Such evaluation includes the assessment of the chance of geologic discovery and, assuming discovery, the range of potential recovery under feasible development scenarios.
Play	A project associated with a prospective trend of potential prospects, but that requires more data acquisition and/or evaluation to define specific Leads or Prospects.	Project activities are focused on acquiring additional data and/or undertaking further evaluation designed to define specific Leads or Prospects for more detailed analysis of their chance of geologic discovery and, assuming discovery, the range of potential recovery under hypothetical development scenarios.

PETROLEUM RESERVES and RESOURCES STATUS DEFINITIONS and GUIDELINES

As Adapted From:
2018 PETROLEUM RESOURCES MANAGEMENT SYSTEM (SPE-PRMS)
Sponsored and Approved by:
SOCIETY OF PETROLEUM ENGINEERS (SPE)
WORLD PETROLEUM COUNCIL (WPC)
AMERICAN ASSOCIATION OF PETROLEUM GEOLOGISTS (AAPG)
SOCIETY OF PETROLEUM EVALUATION ENGINEERS (SPEE)
SOCIETY OF EXPLORATION GEOPHYSICISTS (SEG)
SOCIETY OF PETROPHYSICISTS AND WELL LOG ANALYSTS (SPWLA)
EUROPEAN ASSOCIATION OF GEOSCIENTISTS & ENGINEERS (EAGE)

RESERVES

Reserves status categories define the development and producing status of wells and reservoirs. The SPE-PRMS Table 2 defines the reserves status categories as follows:

DEVELOPED RESERVES (SPE-PRMS DEFINITIONS)

Developed Reserves are expected quantities to be recovered from existing wells and facilities.

Reserves are considered developed only after the necessary equipment has been installed, or when the costs to do so are relatively minor compared to the cost of a well. Where required facilities become unavailable, it may be necessary to reclassify Developed Reserves as Undeveloped. Developed Reserves may be further sub-classified as Producing or Non-Producing.

Developed Producing

Developed Producing Reserves are expected quantities to be recovered from completion intervals that are open and producing at the effective date of the estimate.

Improved recovery reserves are considered producing only after the improved recovery project is in operation.

Developed Non-Producing

Developed Non-Producing Reserves include shut-in and behind-pipe Reserves.

Shut-In

Shut-in Reserves are expected to be recovered from:

(1) completion intervals that are open at the time of the estimate but which have not yet started producing;
(2) wells which were shut-in for market conditions or pipeline connections; or
(3) wells not capable of production for mechanical reasons.

Behind-Pipe

Behind-pipe Reserves are expected to be recovered from zones in existing wells that will require additional completion work or future re-completion before start of production with minor cost to access these reserves.

In all cases, production can be initiated or restored with relatively low expenditure compared to the cost of drilling a new well.

UNDEVELOPED RESERVES (SPE-PRMS DEFINITIONS)

Undeveloped Reserves are quantities expected to be recovered through future significant investments.

Undeveloped Reserves are to be produced:

(1) from new wells on undrilled acreage in known accumulations;
(2) from deepening existing wells to a different (but known) reservoir;
(3) from infill wells that will increase recovery, or
(4) where a relatively large expenditure (e.g. when compared to the cost of drilling a new well) is required to
  (a) recomplete an existing well or
  (b) install production or transportation facilities for primary or improved recovery projects.

CONTINGENT RESOURCES

Contingent Resources may include, for example, projects for which there are currently no viable markets, where commercial recovery is dependent on technology under development, where evaluation of the accumulation is insufficient to clearly assess commerciality, where the development plan is not yet approved, or where regulatory or social acceptance issues may exist. Contingent resources status categories may address the development and producing status of wells and reservoirs or may reflect the project maturity and/or be characterized by their economic status as noted in the SPE-PRMS Table 1 and Figure 2.

PROSPECTIVE RESOURCES

Prospective resources are by definition undeveloped as they are potentially recoverable from undiscovered accumulations. Prospective resources status categories reflect project maturity as noted in the SPE-PRMS Table 1 and Figure 2.

10. Glossary

$	United States dollars
°C	degrees Celsius
°F	degrees Fahrenheit
°K	degrees Kelvin
°R	degrees Rankine
1P	proved reserves
2P	proved plus probable reserves
3D	three dimension
3P	proved plus probable plus possible reserves
4D	four dimension
AAPG	American Association of Petroleum Geologists
ABND	abandoned
ac	acres
ac-ft	acre-feet
ADD	addendum
AF	acre-feet
AOE	additional oil entitlements
AOF	absolute open flow
API	American Petroleum Institute
APO	after payout
AT	After Tax
bbl	barrels
BBL	barrels
bbl/af	barrels per acre-foot
bbl/d	barrels per day
BCF	billions of cubic feet
Bcf	billions of cubic feet
BHP	bottomhole pressure
Bo	oil formation volume factor
BOE	barrel of oil equivalent
BOPD	barrels of oil per day
BP	behind pipe
BPO	before payout
Brent	a major trading classification of sweet light crude oil that serves as a major benchmark price for purchases of oil worldwide
BT	Before Tax
Btu/cf	British thermal unit per cubic foot
BWPD	barrels of water per day
C1	methane
C2	ethane
C3	propane
C4	butane
C5	pentane

CAPEX	capital expense
cf/bbl	cubic feet per barrel
CGR	condensate gas ratio
COND	Condensate
CPR	Competent Person's Report
CUM	cumulative
DST	drill stem test
EHS	environment, health and safety
EUR	estimated ultimate recovery
F&S	fuel and shrink
FDP	field development plan
FFD	full field development
FFDP	full field development plan
FGR	future gross revenue (after royalty deduction)
FNI	future net income
FNR	future net revenue
FR	future revenue
ft	feet
G&A	general and administrative costs
GCA	gas cost allowance
GIIP	gas initial in place
GOC	gas oil contact
GOR	gas-oil ratio
GRV	gross rock volume
ha	hectares
HKW	highest known water
km	kilometers
LKG	lowest known gas
LKO	lowest known oil
m	meters
M$	thousands of United States dollars
MBarrels	thousands of barrels
MBBL	thousands of barrels
Mbbl	thousands of barrels
MBOE	thousands of barrels of oil equivalent
MBOPD	thousands of barrels of oil per day
MBWPD	thousands of barrels of water per day
MCF	thousand cubic feet
Mcf/af	thousand cubic feet per acre-foot
Mcf/d	thousand cubic feet per day
mD	millidarcies
MDT	modular dynamic test
MM	millions
MM$	millions of United States dollars

MMBBL	millions of barrels
MMbbl	millions of barrels
MMBOE	millions of barrels of oil equivalent
MMCF	millions of cubic feet
MMcf	millions of cubic feet
MMCFD	millions of cubic feet per day
Mstb	thousand stock tank barrels
NGL	natural gas liquids
NP	not producing (shut-in, behind pipe, or undeveloped)
NPI	net profits interest
NPV	net present value
NTG	net-to-gross ratio
OGIP	original gas-in-place
OOIP	original oil-in-place
OPEX	operating expense
OWC	oil-water contact
P&NG	Petroleum and natural gas
P.E.	professional engineer
PB	probable reserves
PD	producing
PDNP	proved developed non-producing
PDP	proved developed producing
PIIP	Petroleum Initially In Place
PS	possible reserves
psi	pounds per square inch
psia	pounds per square inch absolute
PUD	proved undeveloped
PV	proved reserves
PVT	Pressure, volume, temperature
R	rankine
rb/stb	reservoir barrels/stock tank barrel
RESDAS	Ryder Scott's reservoir data and reserves summary
RF	recovery factor
Ryder Scott or RSC	Ryder Scott Company, L.P.
S.P.E.C	society of petroleum engineer certified
SCF/BBL	standard cubic feet per barrel
SCF/RB	standard cubic feet per reservoir barrel
SEC	U.S. Securities and Exchange Commission
SFR	Scope For Recovery
SI	shut-in
SPE / PRMS	Society of Petroleum Engineers (SPE), World Petroleum Council (WPC), American Association of Petroleum Geologists (AAPG), and Society of Petroleum Evaluation Engineers (SPEE) Petroleum Resources Management System
ST	side track

STB	stock tank barrel
STB/D	stock tank barrels per day
STOOIP	stock tank original oil-in-place
TBPELS	Texas Board of Professional Engineers and Land Surveyors
TRR	Tecnically Recoverable Resources
TVDSS	true vertical depth - subsea
TVT	true vertical thickness
UA	Unit Area
UD	undeveloped
WI	water injector
WI	working interest
WOR	water-oil ratio
WPC	World Petroleum Council
Zi	compressibility factor for natural gas

APPENDIX 1. ECONOMIC PROJECTIONS

RYDER SCOTT COMPANY
PETROLEUM CONSULTANTS
TBPE FIRM LIC. NO. F-1580

ABU DHABI NATIONAL OIL COMPANY
ESTIMATED FUTURE RESERVES AND INCOME
ATTRIBUTABLE TO CERTAIN INTERESTS
UNESCALATED PARAMETERS
AS OF DECEMBER 31, 2023

TABLE 1

FIELD SUMMARY
BAB FIELD

TOTAL 1P
ALL CATEGORIES

	REVENUE INTEREST				PRODUCT PRICES			DISCOUNTED FUTURE NET INCOME - MM$ COMPOUNDED ANNUALLY	
	Expense Interest	Oil	Plant Products	Gas	Oil ($/bbl)	Plt. Prod. ($/gal)	Gas ($/Mcf)		
INITIAL								**5.00%**	**60,099**
FINAL								**8.00%**	**50,840**
REMARKS								**9.00%**	**48,268**
								12.00%	**41,769**
								15.00%	**36,703**

		ESTIMATED 8/8THS PRODUCTION			COMPANY NET PRODUCTION			AVERAGE PRICES		
Year	Number of Wells	Oil (MMbbl)	Plant Products (Mgal)	Gas (Bcf)	Oil (MMbbl)	Plant Products (Mgal)	Sales Gas (Bcf)	Oil ($/bbl)	Plt Prod. ($/gal)	Gas ($/Mcf)
2024	**881**	**220**	**0**	**341**	**132**	**0**	**205**	**75.00**	**0.00**	**3.70**
2025	**886**	**217**	**0**	**337**	**130**	**0**	**202**	**75.00**	**0.00**	**3.70**
2026	**877**	**207**	**0**	**314**	**124**	**0**	**188**	**75.00**	**0.00**	**3.70**
2027	**851**	**202**	**0**	**304**	**121**	**0**	**182**	**75.00**	**0.00**	**3.70**
2028	**774**	**198**	**0**	**296**	**119**	**0**	**178**	**75.00**	**0.00**	**3.70**
2029	**696**	**195**	**0**	**289**	**117**	**0**	**174**	**75.00**	**0.00**	**3.70**
2030	**584**	**181**	**0**	**269**	**109**	**0**	**161**	**75.00**	**0.00**	**3.70**
2031	**518**	**162**	**0**	**239**	**97**	**0**	**143**	**75.00**	**0.00**	**3.70**
2032	**465**	**144**	**0**	**213**	**86**	**0**	**128**	**75.00**	**0.00**	**3.70**
2033	**414**	**129**	**0**	**190**	**77**	**0**	**114**	**75.00**	**0.00**	**3.70**
2034	**368**	**115**	**0**	**169**	**69**	**0**	**102**	**75.00**	**0.00**	**3.70**
2035	**328**	**102**	**0**	**151**	**61**	**0**	**91**	**75.00**	**0.00**	**3.70**
2036	**297**	**92**	**0**	**135**	**55**	**0**	**81**	**75.00**	**0.00**	**3.70**
2037	**267**	**82**	**0**	**121**	**49**	**0**	**73**	**75.00**	**0.00**	**3.70**
2038	**240**	**73**	**0**	**108**	**44**	**0**	**65**	**75.00**	**0.00**	**3.70**
2039	**217**	**66**	**0**	**97**	**39**	**0**	**58**	**75.00**	**0.00**	**3.70**
2040	**195**	**59**	**0**	**87**	**35**	**0**	**52**	**75.00**	**0.00**	**3.70**
2041	**175**	**53**	**0**	**78**	**32**	**0**	**47**	**75.00**	**0.00**	**3.70**
2042	**155**	**47**	**0**	**70**	**28**	**0**	**42**	**75.00**	**0.00**	**3.70**
2043	**142**	**42**	**0**	**63**	**25**	**0**	**38**	**75.00**	**0.00**	**3.70**
2044	**127**	**38**	**0**	**57**	**23**	**0**	**34**	**75.00**	**0.00**	**3.70**
2045	**119**	**34**	**0**	**51**	**20**	**0**	**31**	**75.00**	**0.00**	**3.70**
2046	**105**	**31**	**0**	**46**	**18**	**0**	**28**	**75.00**	**0.00**	**3.70**
2047	**97**	**27**	**0**	**41**	**16**	**0**	**25**	**75.00**	**0.00**	**3.70**
2048	**87**	**25**	**0**	**37**	**15**	**0**	**22**	**75.00**	**0.00**	**3.70**
2049	**80**	**22**	**0**	**34**	**13**	**0**	**20**	**75.00**	**0.00**	**3.70**
2050	**74**	**20**	**0**	**30**	**12**	**0**	**18**	**75.00**	**0.00**	**3.70**
2051	**67**	**18**	**0**	**27**	**11**	**0**	**16**	**75.00**	**0.00**	**3.70**
2052	**61**	**16**	**0**	**25**	**10**	**0**	**15**	**75.00**	**0.00**	**3.70**
2053	**57**	**15**	**0**	**23**	**9**	**0**	**14**	**75.00**	**0.00**	**3.70**
Sub-Total		**2,830**	**0**	**4,245**	**1,698**	**0**	**2,547**	**75.00**	**0.00**	**3.70**
Remainder		**13**	**0**	**21**	**8**	**0**	**12**	**75.00**	**0.00**	**3.70**
Total Future		**2,843**	**0**	**4,265**	**1,706**	**0**	**2,559**	**75.00**	**0.00**	**3.70**
Cumulative		**4,233**	**0**	**6,721**						
Ultimate		**7,076**	**0**	**10,986**						

RYDER SCOTT COMPANY
PETROLEUM CONSULTANTS
TBPE FIRM LIC. NO. F-1580

ABU DHABI NATIONAL OIL COMPANY
ESTIMATED FUTURE RESERVES AND INCOME
ATTRIBUTABLE TO CERTAIN INTERESTS
UNESCALATED PARAMETERS
AS OF DECEMBER 31, 2023

TABLE 1

FIELD SUMMARY
BAB FIELD

TOTAL 1P
ALL CATEGORIES

	COMPANY FUTURE GROSS REVENUE (FGR) - MM$					ROYALTY - MM$			FGR AFTER
Year	From Oil	From Plant Products	From Gas	Other	Total	Oil	Plant Prod./ Other	Gas	ROYALTY - MM$
2024	9,899	0	757	0	10,657	1,980	0	0	8,677
2025	9,787	0	748	0	10,535	1,957	0	0	8,577
2026	9,311	0	697	0	10,008	1,862	0	0	8,146
2027	9,089	0	675	0	9,764	1,818	0	0	7,946
2028	8,919	0	658	0	9,577	1,784	0	0	7,793
2029	8,760	0	642	0	9,403	1,752	0	0	7,651
2030	8,164	0	596	0	8,760	1,633	0	0	7,127
2031	7,273	0	531	0	7,803	1,455	0	0	6,349
2032	6,483	0	473	0	6,956	1,297	0	0	5,659
2033	5,783	0	421	0	6,204	1,157	0	0	5,048
2034	5,162	0	376	0	5,538	1,032	0	0	4,505
2035	4,610	0	336	0	4,946	922	0	0	4,024
2036	4,119	0	300	0	4,420	824	0	0	3,596
2037	3,683	0	269	0	3,952	737	0	0	3,215
2038	3,295	0	241	0	3,536	659	0	0	2,877
2039	2,950	0	216	0	3,165	590	0	0	2,575
2040	2,642	0	193	0	2,835	528	0	0	2,307
2041	2,363	0	173	0	2,537	473	0	0	2,064
2042	2,118	0	156	0	2,274	424	0	0	1,850
2043	1,901	0	140	0	2,041	380	0	0	1,660
2044	1,706	0	126	0	1,832	341	0	0	1,491
2045	1,531	0	113	0	1,644	306	0	0	1,338
2046	1,375	0	102	0	1,477	275	0	0	1,202
2047	1,235	0	92	0	1,327	247	0	0	1,080
2048	1,110	0	83	0	1,193	222	0	0	971
2049	998	0	75	0	1,073	200	0	0	874
2050	896	0	67	0	963	179	0	0	784
2051	807	0	61	0	868	161	0	0	707
2052	729	0	55	0	784	146	0	0	638
2053	658	0	50	0	709	132	0	0	577
Sub-Total	127,356	0	9,423	0	136,779	25,471	0	0	111,308
Remainder	596	0	46	0	642	119	0	0	523
Total Future	127,952	0	9,468	0	137,421	25,590	0	0	111,830

	DEDUCTIONS - MM$					FUTURE NET INCOME BEFORE TAXES - MM$		
						Undiscounted		Discounted
Year	Operating Costs	Ad Valorem Taxes	Development Costs	Other	Total	Annual	Cumulative	@ 9.00 %
2024	372	0	1,238	0	1,610	7,067	7,067	6,720
2025	370	0	1,686	0	2,057	6,521	13,588	5,669
2026	363	0	1,559	0	1,923	6,223	19,811	4,965
2027	360	0	794	0	1,153	6,793	26,604	5,002
2028	357	0	2,011	0	2,368	5,425	32,029	3,623
2029	355	0	956	0	1,311	6,339	38,368	3,922
2030	346	0	1,086	0	1,433	5,695	44,063	3,230
2031	334	0	301	0	635	5,714	49,777	2,991
2032	322	0	376	0	699	4,960	54,737	2,379
2033	313	0	137	0	450	4,598	59,335	2,028
2034	304	0	156	0	460	4,045	63,381	1,636
2035	296	0	154	0	450	3,574	66,954	1,326
2036	289	0	124	0	413	3,183	70,137	1,083
2037	283	0	114	0	397	2,819	72,956	880
2038	278	0	159	0	436	2,440	75,396	698
2039	273	0	246	0	518	2,057	77,453	539
2040	268	0	220	0	489	1,818	79,271	437
2041	265	0	197	0	462	1,602	80,874	353
2042	261	0	147	0	408	1,442	82,316	292
2043	258	0	191	0	449	1,212	83,527	224
2044	255	0	180	0	435	1,056	84,583	179
2045	253	0	211	0	464	874	85,457	136
2046	251	0	120	0	371	831	86,288	119
2047	249	0	147	0	396	684	86,972	90
2048	247	0	205	0	452	518	87,491	62
2049	245	0	236	0	481	392	87,883	43
2050	244	0	306	0	550	234	88,117	23
2051	243	0	303	0	545	161	88,278	14
2052	242	0	472	0	713	-75	88,203	-8
2053	241	0	310	0	551	26	88,229	1
Sub-Total	8,735	0	14,344	0	23,078	88,229		48,654
Remainder	240	0	6,355	0	6,595	-6,072	82,157	-385
Total Future	8,975	0	20,699	0	29,673	82,157		48,268

Life of summary is: 150.00 years.

These data are part of a Ryder Scott report and are subject to the conditions in the text of the report.

RYDER SCOTT COMPANY
PETROLEUM CONSULTANTS
TBPE FIRM LIC. NO. F-1580

ABU DHABI NATIONAL OIL COMPANY
ESTIMATED FUTURE RESERVES AND INCOME
ATTRIBUTABLE TO CERTAIN INTERESTS
UNESCALATED PARAMETERS
AS OF DECEMBER 31, 2023

TABLE 2

FIELD SUMMARY
BAB FIELD

1P
DEVELOPED

	Expense Interest	REVENUE INTEREST Oil	Plant Products	Gas	PRODUCT PRICES Oil ($/bbl)	Plt. Prod. ($/gal)	Gas ($/Mcf)	DISCOUNTED FUTURE NET INCOME - MM$ COMPOUNDED	ANNUALLY
INITIAL								**5.00%**	**46,328**
FINAL								**8.00%**	**40,930**
REMARKS								**9.00%**	**39,340**
								12.00%	**35,155**
								15.00%	**31,726**

		ESTIMATED 8/8THS PRODUCTION			COMPANY NET PRODUCTION			AVERAGE PRICES		
Year	Number of Wells	Oil (MMbbl)	Plant Products (Mgal)	Gas (Bcf)	Oil (MMbbl)	Plant Products (Mgal)	Sales Gas (Bcf)	Oil ($/bbl)	Plt Prod. ($/gal)	Gas ($/Mcf)
2024	**778**	**197**	**0**	**305**	**118**	**0**	**183**	**75.00**	**0.00**	**3.70**
2025	**667**	**182**	**0**	**280**	**109**	**0**	**168**	**75.00**	**0.00**	**3.70**
2026	**625**	**168**	**0**	**256**	**101**	**0**	**153**	**75.00**	**0.00**	**3.70**
2027	**546**	**164**	**0**	**246**	**98**	**0**	**148**	**75.00**	**0.00**	**3.70**
2028	**425**	**150**	**0**	**224**	**90**	**0**	**134**	**75.00**	**0.00**	**3.70**
2029	**368**	**130**	**0**	**193**	**78**	**0**	**116**	**75.00**	**0.00**	**3.70**
2030	**314**	**113**	**0**	**168**	**68**	**0**	**101**	**75.00**	**0.00**	**3.70**
2031	**268**	**99**	**0**	**146**	**59**	**0**	**87**	**75.00**	**0.00**	**3.70**
2032	**230**	**86**	**0**	**126**	**52**	**0**	**76**	**75.00**	**0.00**	**3.70**
2033	**198**	**75**	**0**	**110**	**45**	**0**	**66**	**75.00**	**0.00**	**3.70**
2034	**164**	**65**	**0**	**95**	**39**	**0**	**57**	**75.00**	**0.00**	**3.70**
2035	**140**	**57**	**0**	**83**	**34**	**0**	**50**	**75.00**	**0.00**	**3.70**
2036	**121**	**49**	**0**	**72**	**30**	**0**	**43**	**75.00**	**0.00**	**3.70**
2037	**104**	**43**	**0**	**62**	**26**	**0**	**37**	**75.00**	**0.00**	**3.70**
2038	**88**	**37**	**0**	**54**	**22**	**0**	**32**	**75.00**	**0.00**	**3.70**
2039	**75**	**32**	**0**	**47**	**19**	**0**	**28**	**75.00**	**0.00**	**3.70**
2040	**63**	**28**	**0**	**41**	**17**	**0**	**24**	**75.00**	**0.00**	**3.70**
2041	**50**	**24**	**0**	**35**	**15**	**0**	**21**	**75.00**	**0.00**	**3.70**
2042	**40**	**21**	**0**	**30**	**13**	**0**	**18**	**75.00**	**0.00**	**3.70**
2043	**35**	**18**	**0**	**26**	**11**	**0**	**16**	**75.00**	**0.00**	**3.70**
2044	**28**	**16**	**0**	**23**	**10**	**0**	**14**	**75.00**	**0.00**	**3.70**
2045	**27**	**14**	**0**	**20**	**8**	**0**	**12**	**75.00**	**0.00**	**3.70**
2046	**23**	**12**	**0**	**17**	**7**	**0**	**10**	**75.00**	**0.00**	**3.70**
2047	**21**	**10**	**0**	**15**	**6**	**0**	**9**	**75.00**	**0.00**	**3.70**
2048	**17**	**9**	**0**	**13**	**5**	**0**	**8**	**75.00**	**0.00**	**3.70**
2049	**14**	**8**	**0**	**11**	**5**	**0**	**7**	**75.00**	**0.00**	**3.70**
2050	**11**	**6**	**0**	**9**	**4**	**0**	**6**	**75.00**	**0.00**	**3.70**
2051	**8**	**6**	**0**	**8**	**3**	**0**	**5**	**75.00**	**0.00**	**3.70**
2052	**6**	**5**	**0**	**7**	**3**	**0**	**4**	**75.00**	**0.00**	**3.70**
2053	**6**	**4**	**0**	**6**	**2**	**0**	**3**	**75.00**	**0.00**	**3.70**
Sub-Total		**1,828**	**0**	**2,728**	**1,097**	**0**	**1,637**	**75.00**	**0.00**	**3.70**
Remainder		**3**	**0**	**5**	**2**	**0**	**3**	**75.00**	**0.00**	**3.70**
Total Future		**1,832**	**0**	**2,733**	**1,099**	**0**	**1,640**	**75.00**	**0.00**	**3.70**
Cumulative		**4,214**	**0**	**6,693**						
Ultimate		**6,046**	**0**	**9,426**						

RYDER SCOTT COMPANY PETROLEUM CONSULTANTS
TBPE FIRM LIC. NO. F-1580

ABU DHABI NATIONAL OIL COMPANY
ESTIMATED FUTURE RESERVES AND INCOME
ATTRIBUTABLE TO CERTAIN INTERESTS
UNESCALATED PARAMETERS
AS OF DECEMBER 31, 2023

TABLE 2

FIELD SUMMARY
BAB FIELD

1P
DEVELOPED

	COMPANY FUTURE GROSS REVENUE (FGR) - MM$					ROYALTY - MM$			FGR AFTER ROYALTY
Year	From Oil	From Plant Products	From Gas	Other	Total	Oil	Plant Prod./ Other	Gas	- MM$
2024	8,878	0	678	0	9,557	1,776	0	0	7,781
2025	8,181	0	621	0	8,802	1,636	0	0	7,166
2026	7,552	0	568	0	8,120	1,510	0	0	6,609
2027	7,363	0	546	0	7,909	1,473	0	0	6,437
2028	6,747	0	497	0	7,244	1,349	0	0	5,895
2029	5,855	0	430	0	6,285	1,171	0	0	5,114
2030	5,097	0	373	0	5,470	1,019	0	0	4,450
2031	4,438	0	323	0	4,761	888	0	0	3,873
2032	3,864	0	281	0	4,144	773	0	0	3,372
2033	3,364	0	244	0	3,608	673	0	0	2,935
2034	2,929	0	212	0	3,141	586	0	0	2,555
2035	2,550	0	184	0	2,734	510	0	0	2,224
2036	2,220	0	159	0	2,379	444	0	0	1,935
2037	1,931	0	138	0	2,070	386	0	0	1,683
2038	1,680	0	120	0	1,800	336	0	0	1,464
2039	1,460	0	104	0	1,565	292	0	0	1,273
2040	1,269	0	90	0	1,359	254	0	0	1,106
2041	1,098	0	78	0	1,176	220	0	0	957
2042	952	0	68	0	1,019	190	0	0	829
2043	826	0	59	0	884	165	0	0	719
2044	716	0	51	0	766	143	0	0	623
2045	620	0	44	0	664	124	0	0	540
2046	537	0	38	0	575	107	0	0	468
2047	464	0	33	0	497	93	0	0	404
2048	400	0	28	0	429	80	0	0	349
2049	345	0	24	0	369	69	0	0	300
2050	292	0	20	0	313	58	0	0	254
2051	250	0	17	0	267	50	0	0	217
2052	214	0	15	0	229	43	0	0	186
2053	183	0	13	0	196	37	0	0	159
Sub-Total	82,277	0	6,056	0	88,333	16,455	0	0	71,877
Remainder	157	0	11	0	168	31	0	0	136
Total Future	82,433	0	6,067	0	88,500	16,487	0	0	72,014

	DEDUCTIONS - MM$					FUTURE NET INCOME BEFORE TAXES - MM$		
						Undiscounted		Discounted
Year	Operating Costs	Ad Valorem Taxes	Development Costs	Other	Total	Annual	Cumulative	@ 9.00 %
2024	334	0	260	0	594	7,187	7,187	6,876
2025	309	0	273	0	583	6,583	13,770	5,782
2026	293	0	217	0	510	6,099	19,869	4,912
2027	290	0	110	0	399	6,037	25,907	4,464
2028	269	0	78	0	347	5,548	31,454	3,767
2029	236	0	56	0	293	4,821	36,276	3,004
2030	215	0	59	0	274	4,176	40,452	2,387
2031	203	0	77	0	280	3,593	44,044	1,884
2032	192	0	71	0	263	3,109	47,154	1,495
2033	181	0	81	0	262	2,673	49,826	1,179
2034	172	0	102	0	274	2,281	52,107	922
2035	164	0	95	0	259	1,965	54,072	729
2036	157	0	74	0	231	1,704	55,776	580
2037	150	0	85	0	235	1,448	57,224	452
2038	143	0	113	0	257	1,207	58,431	345
2039	137	0	94	0	232	1,041	59,472	273
2040	131	0	95	0	227	879	60,351	211
2041	126	0	122	0	248	708	61,059	156
2042	121	0	131	0	252	577	61,636	116
2043	117	0	175	0	291	428	62,064	78
2044	113	0	167	0	281	342	62,406	57
2045	110	0	197	0	308	232	62,639	35
2046	107	0	107	0	215	253	62,892	36
2047	105	0	138	0	243	161	63,053	21
2048	102	0	196	0	298	51	63,104	5
2049	100	0	236	0	335	-36	63,069	-5
2050	97	0	199	0	296	-42	63,027	-5
2051	95	0	201	0	296	-78	62,948	-8
2052	93	0	253	0	346	-159	62,789	-15
2053	90	0	221	0	310	-151	62,638	-13
Sub-Total	4,953	0	4,286	0	9,239	62,638		39,720
Remainder	88	0	6,004	0	6,092	-5,956	56,683	-380
Total Future	5,041	0	10,290	0	15,331	56,683		39,340

Life of summary is: 150.00 years.

These data are part of a Ryder Scott report and are subject to the conditions in the text of the report.

RYDER SCOTT COMPANY
PETROLEUM CONSULTANTS
TBPE FIRM LIC. NO. F-1580

ABU DHABI NATIONAL OIL COMPANY
ESTIMATED FUTURE RESERVES AND INCOME
ATTRIBUTABLE TO CERTAIN INTERESTS
UNESCALATED PARAMETERS
AS OF DECEMBER 31, 2023

TABLE 3

FIELD SUMMARY
BAB FIELD

1P
UNDEVELOPED

	Expense Interest	REVENUE INTEREST Oil	REVENUE INTEREST Plant Products	REVENUE INTEREST Gas	PRODUCT PRICES Oil ($/bbl)	PRODUCT PRICES Plt. Prod. ($/gal)	PRODUCT PRICES Gas ($/Mcf)	DISCOUNTED FUTURE NET INCOME - MM$ COMPOUNDED	ANNUALLY
INITIAL								**5.00%**	**13,771**
FINAL								**8.00%**	**9,910**
REMARKS								**9.00%**	**8,928**
								12.00%	**6,614**
								15.00%	**4,977**

		ESTIMATED 8/8THS PRODUCTION			COMPANY NET PRODUCTION			AVERAGE PRICES		
Year	Number of Wells	Oil (MMbbl)	Plant Products (Mgal)	Gas (Bcf)	Oil (MMbbl)	Plant Products (Mgal)	Sales Gas (Bcf)	Oil ($/bbl)	Plt Prod. ($/gal)	Gas ($/Mcf)
2024	**103**	**23**	**0**	**36**	**14**	**0**	**21**	**75.00**	**0.00**	**3.70**
2025	**219**	**36**	**0**	**57**	**21**	**0**	**34**	**75.00**	**0.00**	**3.70**
2026	**252**	**39**	**0**	**58**	**23**	**0**	**35**	**75.00**	**0.00**	**3.70**
2027	**305**	**38**	**0**	**58**	**23**	**0**	**35**	**75.00**	**0.00**	**3.70**
2028	**349**	**48**	**0**	**73**	**29**	**0**	**44**	**75.00**	**0.00**	**3.70**
2029	**328**	**65**	**0**	**96**	**39**	**0**	**57**	**75.00**	**0.00**	**3.70**
2030	**270**	**68**	**0**	**101**	**41**	**0**	**60**	**75.00**	**0.00**	**3.70**
2031	**250**	**63**	**0**	**93**	**38**	**0**	**56**	**75.00**	**0.00**	**3.70**
2032	**235**	**58**	**0**	**87**	**35**	**0**	**52**	**75.00**	**0.00**	**3.70**
2033	**216**	**54**	**0**	**80**	**32**	**0**	**48**	**75.00**	**0.00**	**3.70**
2034	**204**	**50**	**0**	**74**	**30**	**0**	**44**	**75.00**	**0.00**	**3.70**
2035	**188**	**46**	**0**	**69**	**27**	**0**	**41**	**75.00**	**0.00**	**3.70**
2036	**176**	**42**	**0**	**63**	**25**	**0**	**38**	**75.00**	**0.00**	**3.70**
2037	**163**	**39**	**0**	**59**	**23**	**0**	**35**	**75.00**	**0.00**	**3.70**
2038	**152**	**36**	**0**	**54**	**22**	**0**	**33**	**75.00**	**0.00**	**3.70**
2039	**142**	**33**	**0**	**50**	**20**	**0**	**30**	**75.00**	**0.00**	**3.70**
2040	**132**	**31**	**0**	**46**	**18**	**0**	**28**	**75.00**	**0.00**	**3.70**
2041	**125**	**28**	**0**	**43**	**17**	**0**	**26**	**75.00**	**0.00**	**3.70**
2042	**115**	**26**	**0**	**40**	**16**	**0**	**24**	**75.00**	**0.00**	**3.70**
2043	**107**	**24**	**0**	**37**	**14**	**0**	**22**	**75.00**	**0.00**	**3.70**
2044	**99**	**22**	**0**	**34**	**13**	**0**	**20**	**75.00**	**0.00**	**3.70**
2045	**92**	**20**	**0**	**31**	**12**	**0**	**19**	**75.00**	**0.00**	**3.70**
2046	**82**	**19**	**0**	**29**	**11**	**0**	**17**	**75.00**	**0.00**	**3.70**
2047	**76**	**17**	**0**	**27**	**10**	**0**	**16**	**75.00**	**0.00**	**3.70**
2048	**70**	**16**	**0**	**25**	**9**	**0**	**15**	**75.00**	**0.00**	**3.70**
2049	**66**	**15**	**0**	**23**	**9**	**0**	**14**	**75.00**	**0.00**	**3.70**
2050	**63**	**13**	**0**	**21**	**8**	**0**	**13**	**75.00**	**0.00**	**3.70**
2051	**59**	**12**	**0**	**20**	**7**	**0**	**12**	**75.00**	**0.00**	**3.70**
2052	**55**	**11**	**0**	**18**	**7**	**0**	**11**	**75.00**	**0.00**	**3.70**
2053	**51**	**11**	**0**	**17**	**6**	**0**	**10**	**75.00**	**0.00**	**3.70**
Sub-Total		**1,002**	**0**	**1,517**	**601**	**0**	**910**	**75.00**	**0.00**	**3.70**
Remainder		**10**	**0**	**16**	**6**	**0**	**9**	**75.00**	**0.00**	**3.70**
Total Future		**1,012**	**0**	**1,532**	**607**	**0**	**919**	**75.00**	**0.00**	**3.70**
Cumulative		**19**	**0**	**28**						
Ultimate		**1,031**	**0**	**1,560**						

RYDER SCOTT COMPANY
PETROLEUM CONSULTANTS
TBPE FIRM LIC. NO. F-1580

ABU DHABI NATIONAL OIL COMPANY
ESTIMATED FUTURE RESERVES AND INCOME
ATTRIBUTABLE TO CERTAIN INTERESTS
UNESCALATED PARAMETERS
AS OF DECEMBER 31, 2023

TABLE 3

FIELD SUMMARY
BAB FIELD

1P
UNDEVELOPED

	COMPANY FUTURE GROSS REVENUE (FGR) - MM$					ROYALTY - MM$			FGR AFTER ROYALTY
Year	From Oil	From Plant Products	From Gas	Other	Total	Oil	Plant Prod./ Other	Gas	- MM$
2024	**1,021**	**0**	**79**	**0**	**1,100**	**204**	**0**	**0**	**896**
2025	**1,606**	**0**	**126**	**0**	**1,732**	**321**	**0**	**0**	**1,411**
2026	**1,759**	**0**	**129**	**0**	**1,888**	**352**	**0**	**0**	**1,537**
2027	**1,726**	**0**	**129**	**0**	**1,855**	**345**	**0**	**0**	**1,509**
2028	**2,172**	**0**	**161**	**0**	**2,333**	**434**	**0**	**0**	**1,899**
2029	**2,905**	**0**	**213**	**0**	**3,118**	**581**	**0**	**0**	**2,537**
2030	**3,067**	**0**	**224**	**0**	**3,291**	**613**	**0**	**0**	**2,677**
2031	**2,835**	**0**	**207**	**0**	**3,042**	**567**	**0**	**0**	**2,475**
2032	**2,619**	**0**	**192**	**0**	**2,811**	**524**	**0**	**0**	**2,287**
2033	**2,419**	**0**	**178**	**0**	**2,596**	**484**	**0**	**0**	**2,113**
2034	**2,232**	**0**	**165**	**0**	**2,397**	**446**	**0**	**0**	**1,950**
2035	**2,060**	**0**	**152**	**0**	**2,212**	**412**	**0**	**0**	**1,800**
2036	**1,900**	**0**	**141**	**0**	**2,041**	**380**	**0**	**0**	**1,661**
2037	**1,752**	**0**	**130**	**0**	**1,882**	**350**	**0**	**0**	**1,532**
2038	**1,615**	**0**	**120**	**0**	**1,736**	**323**	**0**	**0**	**1,413**
2039	**1,489**	**0**	**111**	**0**	**1,601**	**298**	**0**	**0**	**1,303**
2040	**1,373**	**0**	**103**	**0**	**1,476**	**275**	**0**	**0**	**1,201**
2041	**1,265**	**0**	**95**	**0**	**1,360**	**253**	**0**	**0**	**1,107**
2042	**1,166**	**0**	**88**	**0**	**1,254**	**233**	**0**	**0**	**1,021**
2043	**1,075**	**0**	**81**	**0**	**1,156**	**215**	**0**	**0**	**941**
2044	**991**	**0**	**75**	**0**	**1,066**	**198**	**0**	**0**	**868**
2045	**911**	**0**	**69**	**0**	**980**	**182**	**0**	**0**	**798**
2046	**837**	**0**	**64**	**0**	**901**	**167**	**0**	**0**	**734**
2047	**771**	**0**	**59**	**0**	**830**	**154**	**0**	**0**	**676**
2048	**709**	**0**	**55**	**0**	**764**	**142**	**0**	**0**	**622**
2049	**654**	**0**	**50**	**0**	**704**	**131**	**0**	**0**	**574**
2050	**604**	**0**	**47**	**0**	**650**	**121**	**0**	**0**	**530**
2051	**557**	**0**	**43**	**0**	**601**	**111**	**0**	**0**	**489**
2052	**515**	**0**	**40**	**0**	**555**	**103**	**0**	**0**	**452**
2053	**475**	**0**	**37**	**0**	**513**	**95**	**0**	**0**	**417**
Sub-Total	**45,079**	**0**	**3,367**	**0**	**48,446**	**9,016**	**0**	**0**	**39,430**
Remainder	**440**	**0**	**35**	**0**	**474**	**88**	**0**	**0**	**386**
Total Future	**45,519**	**0**	**3,401**	**0**	**48,920**	**9,104**	**0**	**0**	**39,817**

	DEDUCTIONS - MM$					FUTURE NET INCOME BEFORE TAXES - MM$		
						Undiscounted		Discounted
Year	Operating Costs	Ad Valorem Taxes	Development Costs	Other	Total	Annual	Cumulative	@ 9.00 %
2024	**38**	**0**	**978**	**0**	**1,016**	**-120**	**-120**	**-156**
2025	**61**	**0**	**1,413**	**0**	**1,474**	**-63**	**-183**	**-113**
2026	**70**	**0**	**1,342**	**0**	**1,412**	**124**	**-58**	**53**
2027	**70**	**0**	**684**	**0**	**754**	**756**	**697**	**537**
2028	**88**	**0**	**1,933**	**0**	**2,021**	**-123**	**574**	**-144**
2029	**119**	**0**	**900**	**0**	**1,018**	**1,518**	**2,093**	**919**
2030	**131**	**0**	**1,028**	**0**	**1,158**	**1,519**	**3,612**	**843**
2031	**131**	**0**	**224**	**0**	**355**	**2,121**	**5,732**	**1,107**
2032	**131**	**0**	**305**	**0**	**436**	**1,851**	**7,583**	**884**
2033	**131**	**0**	**56**	**0**	**187**	**1,926**	**9,509**	**849**
2034	**132**	**0**	**54**	**0**	**186**	**1,765**	**11,274**	**714**
2035	**132**	**0**	**59**	**0**	**191**	**1,609**	**12,882**	**597**
2036	**132**	**0**	**49**	**0**	**182**	**1,479**	**14,361**	**503**
2037	**133**	**0**	**28**	**0**	**161**	**1,371**	**15,732**	**428**
2038	**134**	**0**	**45**	**0**	**180**	**1,233**	**16,965**	**353**
2039	**136**	**0**	**151**	**0**	**287**	**1,016**	**17,981**	**266**
2040	**137**	**0**	**125**	**0**	**262**	**939**	**18,920**	**226**
2041	**139**	**0**	**75**	**0**	**213**	**894**	**19,815**	**197**
2042	**140**	**0**	**16**	**0**	**156**	**865**	**20,680**	**176**
2043	**141**	**0**	**16**	**0**	**157**	**784**	**21,464**	**146**
2044	**142**	**0**	**12**	**0**	**154**	**713**	**22,177**	**122**
2045	**143**	**0**	**14**	**0**	**157**	**642**	**22,819**	**101**
2046	**143**	**0**	**13**	**0**	**156**	**578**	**23,396**	**83**
2047	**144**	**0**	**9**	**0**	**153**	**523**	**23,919**	**69**
2048	**145**	**0**	**10**	**0**	**155**	**467**	**24,386**	**57**
2049	**146**	**0**	**0**	**0**	**146**	**428**	**24,814**	**48**
2050	**147**	**0**	**107**	**0**	**254**	**276**	**25,090**	**28**
2051	**148**	**0**	**102**	**0**	**250**	**240**	**25,330**	**22**
2052	**149**	**0**	**219**	**0**	**368**	**84**	**25,414**	**6**
2053	**151**	**0**	**89**	**0**	**240**	**177**	**25,591**	**14**
Sub-Total	**3,782**	**0**	**10,057**	**0**	**13,839**	**25,591**		**8,933**
Remainder	**152**	**0**	**351**	**0**	**503**	**-116**	**25,475**	**-5**
Total Future	**3,934**	**0**	**10,408**	**0**	**14,342**	**25,475**		**8,928**

Life of summary is: 150.00 years.

These data are part of a Ryder Scott report and are subject to the conditions in the text of the report.

RYDER SCOTT COMPANY
PETROLEUM CONSULTANTS
TBPE FIRM LIC. NO. F-1580

ABU DHABI NATIONAL OIL COMPANY
ESTIMATED FUTURE RESERVES AND INCOME
ATTRIBUTABLE TO CERTAIN INTERESTS
UNESCALATED PARAMETERS
AS OF DECEMBER 31, 2023

TABLE 4

FIELD SUMMARY
BAB FIELD

TOTAL 2P
ALL CATEGORIES

	REVENUE INTEREST				PRODUCT PRICES			DISCOUNTED FUTURE NET INCOME - MM$ COMPOUNDED ANNUALLY	
	Expense Interest	Oil	Plant Products	Gas	Oil ($/bbl)	Plt. Prod. ($/gal)	Gas ($/Mcf)		
INITIAL								**5.00%**	**93,286**
FINAL								**8.00%**	**73,594**
REMARKS								**9.00%**	**68,537**
								12.00%	**56,497**
								15.00%	**47,806**

		ESTIMATED 8/8THS PRODUCTION			COMPANY NET PRODUCTION			AVERAGE PRICES		
Year	Number of Wells	Oil (MMbbl)	Plant Products (Mgal)	Gas (Bcf)	Oil (MMbbl)	Plant Products (Mgal)	Sales Gas (Bcf)	Oil ($/bbl)	Plt Prod. ($/gal)	Gas ($/Mcf)
2024	**967**	**229**	**0**	**359**	**137**	**0**	**216**	**75.00**	**0.00**	**3.70**
2025	**1,006**	**231**	**0**	**364**	**138**	**0**	**218**	**75.00**	**0.00**	**3.70**
2026	**1,049**	**230**	**0**	**362**	**138**	**0**	**217**	**75.00**	**0.00**	**3.70**
2027	**1,056**	**226**	**0**	**355**	**136**	**0**	**213**	**75.00**	**0.00**	**3.70**
2028	**1,033**	**222**	**0**	**347**	**133**	**0**	**208**	**75.00**	**0.00**	**3.70**
2029	**1,005**	**218**	**0**	**339**	**131**	**0**	**204**	**75.00**	**0.00**	**3.70**
2030	**981**	**215**	**0**	**333**	**129**	**0**	**200**	**75.00**	**0.00**	**3.70**
2031	**945**	**211**	**0**	**325**	**127**	**0**	**195**	**75.00**	**0.00**	**3.70**
2032	**914**	**207**	**0**	**316**	**124**	**0**	**190**	**75.00**	**0.00**	**3.70**
2033	**885**	**204**	**0**	**309**	**122**	**0**	**185**	**75.00**	**0.00**	**3.70**
2034	**860**	**200**	**0**	**302**	**120**	**0**	**181**	**75.00**	**0.00**	**3.70**
2035	**837**	**197**	**0**	**296**	**118**	**0**	**177**	**75.00**	**0.00**	**3.70**
2036	**818**	**195**	**0**	**290**	**117**	**0**	**174**	**75.00**	**0.00**	**3.70**
2037	**800**	**192**	**0**	**285**	**115**	**0**	**171**	**75.00**	**0.00**	**3.70**
2038	**722**	**181**	**0**	**267**	**108**	**0**	**160**	**75.00**	**0.00**	**3.70**
2039	**649**	**163**	**0**	**240**	**98**	**0**	**144**	**75.00**	**0.00**	**3.70**
2040	**584**	**146**	**0**	**216**	**88**	**0**	**130**	**75.00**	**0.00**	**3.70**
2041	**526**	**131**	**0**	**195**	**79**	**0**	**117**	**75.00**	**0.00**	**3.70**
2042	**474**	**118**	**0**	**175**	**71**	**0**	**105**	**75.00**	**0.00**	**3.70**
2043	**422**	**106**	**0**	**158**	**64**	**0**	**95**	**75.00**	**0.00**	**3.70**
2044	**382**	**96**	**0**	**142**	**57**	**0**	**85**	**75.00**	**0.00**	**3.70**
2045	**347**	**86**	**0**	**128**	**52**	**0**	**77**	**75.00**	**0.00**	**3.70**
2046	**307**	**77**	**0**	**115**	**46**	**0**	**69**	**75.00**	**0.00**	**3.70**
2047	**279**	**69**	**0**	**103**	**42**	**0**	**62**	**75.00**	**0.00**	**3.70**
2048	**250**	**62**	**0**	**93**	**37**	**0**	**56**	**75.00**	**0.00**	**3.70**
2049	**225**	**56**	**0**	**84**	**34**	**0**	**50**	**75.00**	**0.00**	**3.70**
2050	**205**	**51**	**0**	**75**	**30**	**0**	**45**	**75.00**	**0.00**	**3.70**
2051	**186**	**46**	**0**	**68**	**27**	**0**	**41**	**75.00**	**0.00**	**3.70**
2052	**167**	**41**	**0**	**61**	**25**	**0**	**37**	**75.00**	**0.00**	**3.70**
2053	**151**	**37**	**0**	**55**	**22**	**0**	**33**	**75.00**	**0.00**	**3.70**
Sub-Total		**4,444**	**0**	**6,756**	**2,667**	**0**	**4,054**	**75.00**	**0.00**	**3.70**
Remainder		**249**	**0**	**376**	**236**	**0**	**225**	**75.00**	**0.00**	**3.70**
Total Future		**4,693**	**0**	**7,132**	**2,902**	**0**	**4,279**	**75.00**	**0.00**	**3.70**
Cumulative		**4,251**	**0**	**6,760**						
Ultimate		**8,944**	**0**	**13,892**						

RYDER SCOTT COMPANY
PETROLEUM CONSULTANTS
TBPE FIRM LIC. NO. F-1580

ABU DHABI NATIONAL OIL COMPANY
ESTIMATED FUTURE RESERVES AND INCOME
ATTRIBUTABLE TO CERTAIN INTERESTS
UNESCALATED PARAMETERS
AS OF DECEMBER 31, 2023

TABLE 4

FIELD SUMMARY
BAB FIELD

TOTAL 2P
ALL CATEGORIES

	COMPANY FUTURE GROSS REVENUE (FGR) - MM$					ROYALTY - MM$			FGR AFTER
Year	From Oil	From Plant Products	From Gas	Other	Total	Oil	Plant Prod./ Other	Gas	ROYALTY - MM$
2024	10,308	0	798	0	11,106	2,062	0	0	9,044
2025	10,386	0	807	0	11,193	2,077	0	0	9,116
2026	10,330	0	803	0	11,133	2,066	0	0	9,067
2027	10,175	0	787	0	10,962	2,035	0	0	8,927
2028	9,993	0	769	0	10,762	1,999	0	0	8,764
2029	9,831	0	754	0	10,585	1,966	0	0	8,619
2030	9,686	0	739	0	10,425	1,937	0	0	8,488
2031	9,509	0	721	0	10,231	1,902	0	0	8,329
2032	9,324	0	702	0	10,026	1,865	0	0	8,161
2033	9,159	0	685	0	9,844	1,832	0	0	8,013
2034	9,013	0	670	0	9,682	1,803	0	0	7,880
2035	8,882	0	656	0	9,538	1,776	0	0	7,762
2036	8,764	0	644	0	9,408	1,753	0	0	7,655
2037	8,660	0	633	0	9,293	1,732	0	0	7,561
2038	8,136	0	594	0	8,729	1,627	0	0	7,102
2039	7,314	0	534	0	7,847	1,463	0	0	6,385
2040	6,575	0	480	0	7,055	1,315	0	0	5,740
2041	5,912	0	432	0	6,344	1,182	0	0	5,161
2042	5,316	0	389	0	5,704	1,063	0	0	4,641
2043	4,780	0	350	0	5,130	956	0	0	4,174
2044	4,299	0	315	0	4,614	860	0	0	3,754
2045	3,867	0	283	0	4,151	773	0	0	3,377
2046	3,477	0	255	0	3,732	695	0	0	3,037
2047	3,127	0	229	0	3,357	625	0	0	2,731
2048	2,812	0	206	0	3,019	562	0	0	2,456
2049	2,530	0	186	0	2,715	506	0	0	2,210
2050	2,276	0	167	0	2,444	455	0	0	1,989
2051	2,049	0	151	0	2,200	410	0	0	1,790
2052	1,845	0	136	0	1,981	369	0	0	1,612
2053	1,661	0	123	0	1,784	332	0	0	1,452
Sub-Total	199,998	0	14,999	0	214,996	40,000	0	0	174,997
Remainder	17,672	0	834	0	18,506	3,534	0	0	14,972
Total Future	217,669	0	15,833	0	233,502	43,534	0	0	189,968

	DEDUCTIONS - MM$					FUTURE NET INCOME BEFORE TAXES - MM$		
						Undiscounted		Discounted
Year	Operating Costs	Ad Valorem Taxes	Development Costs	Other	Total	Annual	Cumulative	@ 9.00 %
2024	378	0	1,238	0	1,616	7,428	7,428	7,065
2025	379	0	1,686	0	2,066	7,050	14,478	6,133
2026	379	0	1,559	0	1,938	7,129	21,607	5,695
2027	376	0	834	0	1,210	7,717	29,324	5,684
2028	374	0	2,011	0	2,385	6,379	35,703	4,270
2029	371	0	956	0	1,327	7,291	42,994	4,515
2030	369	0	1,086	0	1,455	7,033	50,027	3,991
2031	366	0	301	0	668	7,661	57,688	4,010
2032	363	0	376	0	740	7,422	65,110	3,561
2033	361	0	137	0	498	7,515	72,624	3,313
2034	359	0	156	0	515	7,365	79,989	2,978
2035	357	0	154	0	511	7,251	87,240	2,690
2036	355	0	124	0	478	7,177	94,417	2,443
2037	353	0	114	0	467	7,094	101,511	2,216
2038	346	0	159	0	505	6,598	108,109	1,891
2039	334	0	246	0	580	5,805	113,914	1,525
2040	324	0	220	0	544	5,196	119,110	1,253
2041	314	0	197	0	512	4,650	123,760	1,028
2042	306	0	147	0	453	4,188	127,948	850
2043	299	0	191	0	489	3,685	131,633	686
2044	292	0	180	0	472	3,283	134,915	560
2045	286	0	211	0	497	2,880	137,795	451
2046	280	0	120	0	400	2,636	140,432	379
2047	275	0	147	0	422	2,309	142,741	304
2048	271	0	205	0	476	1,980	144,721	239
2049	267	0	236	0	503	1,707	146,427	189
2050	263	0	306	0	570	1,419	147,846	143
2051	260	0	303	0	563	1,227	149,074	114
2052	257	0	472	0	729	883	149,957	74
2053	255	0	310	0	565	887	150,844	69
Sub-Total	9,769	0	14,384	0	24,153	150,844		68,319
Remainder	5,105	0	9,301	0	14,406	566	151,409	218
Total Future	14,874	0	23,685	0	38,559	151,409		68,537

Life of summary is: 150.00 years.

These data are part of a Ryder Scott report and are subject to the conditions in the text of the report.

RYDER SCOTT COMPANY
PETROLEUM CONSULTANTS
TBPE FIRM LIC. NO. F-1580

ABU DHABI NATIONAL OIL COMPANY
ESTIMATED FUTURE RESERVES AND INCOME
ATTRIBUTABLE TO CERTAIN INTERESTS
UNESCALATED PARAMETERS
AS OF DECEMBER 31, 2023

TABLE 5

FIELD SUMMARY
BAB FIELD

2P
DEVELOPED

	REVENUE INTEREST				PRODUCT PRICES			DISCOUNTED FUTURE NET INCOME - MM$ COMPOUNDED ANNUALLY	
	Expense Interest	Oil	Plant Products	Gas	Oil ($/bbl)	Plt. Prod. ($/gal)	Gas ($/Mcf)		
INITIAL								**5.00%**	**61,440**
FINAL								**8.00%**	**51,770**
REMARKS								**9.00%**	**49,118**
								12.00%	**42,504**
								15.00%	**37,437**

		ESTIMATED 8/8THS PRODUCTION			COMPANY NET PRODUCTION			AVERAGE PRICES		
Year	Number of Wells	Oil (MMbbl)	Plant Products (Mgal)	Gas (Bcf)	Oil (MMbbl)	Plant Products (Mgal)	Sales Gas (Bcf)	Oil ($/bbl)	Plt Prod. ($/gal)	Gas ($/Mcf)
2024	**852**	**206**	**0**	**323**	**124**	**0**	**194**	**75.00**	**0.00**	**3.70**
2025	**785**	**198**	**0**	**311**	**119**	**0**	**186**	**75.00**	**0.00**	**3.70**
2026	**726**	**183**	**0**	**289**	**110**	**0**	**173**	**75.00**	**0.00**	**3.70**
2027	**668**	**172**	**0**	**272**	**103**	**0**	**163**	**75.00**	**0.00**	**3.70**
2028	**600**	**156**	**0**	**245**	**94**	**0**	**147**	**75.00**	**0.00**	**3.70**
2029	**530**	**140**	**0**	**219**	**84**	**0**	**132**	**75.00**	**0.00**	**3.70**
2030	**472**	**125**	**0**	**196**	**75**	**0**	**118**	**75.00**	**0.00**	**3.70**
2031	**467**	**120**	**0**	**187**	**72**	**0**	**112**	**75.00**	**0.00**	**3.70**
2032	**465**	**123**	**0**	**188**	**74**	**0**	**113**	**75.00**	**0.00**	**3.70**
2033	**461**	**125**	**0**	**190**	**75**	**0**	**114**	**75.00**	**0.00**	**3.70**
2034	**407**	**118**	**0**	**178**	**71**	**0**	**107**	**75.00**	**0.00**	**3.70**
2035	**357**	**104**	**0**	**156**	**62**	**0**	**94**	**75.00**	**0.00**	**3.70**
2036	**344**	**98**	**0**	**148**	**59**	**0**	**89**	**75.00**	**0.00**	**3.70**
2037	**304**	**89**	**0**	**133**	**53**	**0**	**80**	**75.00**	**0.00**	**3.70**
2038	**269**	**78**	**0**	**118**	**47**	**0**	**71**	**75.00**	**0.00**	**3.70**
2039	**237**	**69**	**0**	**104**	**42**	**0**	**62**	**75.00**	**0.00**	**3.70**
2040	**209**	**61**	**0**	**92**	**37**	**0**	**55**	**75.00**	**0.00**	**3.70**
2041	**185**	**54**	**0**	**81**	**32**	**0**	**49**	**75.00**	**0.00**	**3.70**
2042	**164**	**48**	**0**	**71**	**29**	**0**	**43**	**75.00**	**0.00**	**3.70**
2043	**140**	**42**	**0**	**63**	**25**	**0**	**38**	**75.00**	**0.00**	**3.70**
2044	**123**	**37**	**0**	**55**	**22**	**0**	**33**	**75.00**	**0.00**	**3.70**
2045	**112**	**32**	**0**	**49**	**19**	**0**	**29**	**75.00**	**0.00**	**3.70**
2046	**97**	**28**	**0**	**43**	**17**	**0**	**26**	**75.00**	**0.00**	**3.70**
2047	**87**	**25**	**0**	**38**	**15**	**0**	**23**	**75.00**	**0.00**	**3.70**
2048	**75**	**22**	**0**	**33**	**13**	**0**	**20**	**75.00**	**0.00**	**3.70**
2049	**65**	**19**	**0**	**29**	**12**	**0**	**17**	**75.00**	**0.00**	**3.70**
2050	**58**	**17**	**0**	**25**	**10**	**0**	**15**	**75.00**	**0.00**	**3.70**
2051	**52**	**15**	**0**	**22**	**9**	**0**	**13**	**75.00**	**0.00**	**3.70**
2052	**45**	**13**	**0**	**19**	**8**	**0**	**12**	**75.00**	**0.00**	**3.70**
2053	**40**	**11**	**0**	**17**	**7**	**0**	**10**	**75.00**	**0.00**	**3.70**
Sub-Total		**2,527**	**0**	**3,895**	**1,516**	**0**	**2,337**	**75.00**	**0.00**	**3.70**
Remainder		**58**	**0**	**90**	**55**	**0**	**54**	**75.00**	**0.00**	**3.70**
Total Future		**2,585**	**0**	**3,985**	**1,571**	**0**	**2,391**	**75.00**	**0.00**	**3.70**
Cumulative		**4,232**	**0**	**6,731**						
Ultimate		**6,817**	**0**	**10,716**						

RYDER SCOTT COMPANY PETROLEUM CONSULTANTS TBPE FIRM LIC. NO. F-1580

ABU DHABI NATIONAL OIL COMPANY
ESTIMATED FUTURE RESERVES AND INCOME
ATTRIBUTABLE TO CERTAIN INTERESTS
UNESCALATED PARAMETERS
AS OF DECEMBER 31, 2023

TABLE 5

FIELD SUMMARY
BAB FIELD

2P
DEVELOPED

	COMPANY FUTURE GROSS REVENUE (FGR) - MM$					ROYALTY - MM$			FGR AFTER
Year	From Oil	From Plant Products	From Gas	Other	Total	Oil	Plant Prod./ Other	Gas	ROYALTY - MM$
2024	9,276	0	717	0	9,993	1,855	0	0	8,138
2025	8,900	0	690	0	9,590	1,780	0	0	7,810
2026	8,232	0	641	0	8,873	1,646	0	0	7,226
2027	7,762	0	603	0	8,365	1,552	0	0	6,813
2028	7,021	0	545	0	7,566	1,404	0	0	6,162
2029	6,284	0	487	0	6,771	1,257	0	0	5,514
2030	5,624	0	435	0	6,059	1,125	0	0	4,934
2031	5,403	0	415	0	5,817	1,081	0	0	4,737
2032	5,515	0	418	0	5,932	1,103	0	0	4,829
2033	5,626	0	421	0	6,047	1,125	0	0	4,922
2034	5,299	0	395	0	5,694	1,060	0	0	4,634
2035	4,658	0	347	0	5,005	932	0	0	4,074
2036	4,423	0	328	0	4,751	885	0	0	3,866
2037	3,990	0	296	0	4,286	798	0	0	3,488
2038	3,527	0	261	0	3,789	705	0	0	3,083
2039	3,116	0	231	0	3,347	623	0	0	2,724
2040	2,750	0	204	0	2,954	550	0	0	2,404
2041	2,426	0	180	0	2,606	485	0	0	2,121
2042	2,138	0	159	0	2,297	428	0	0	1,869
2043	1,883	0	140	0	2,023	377	0	0	1,646
2044	1,657	0	123	0	1,780	331	0	0	1,449
2045	1,459	0	109	0	1,568	292	0	0	1,276
2046	1,282	0	95	0	1,377	256	0	0	1,121
2047	1,125	0	84	0	1,209	225	0	0	984
2048	986	0	74	0	1,059	197	0	0	862
2049	863	0	64	0	927	173	0	0	755
2050	754	0	56	0	811	151	0	0	660
2051	659	0	49	0	708	132	0	0	576
2052	574	0	43	0	617	115	0	0	502
2053	500	0	38	0	537	100	0	0	437
Sub-Total	113,713	0	8,647	0	122,361	22,743	0	0	99,618
Remainder	4,092	0	200	0	4,292	818	0	0	3,474
Total Future	117,806	0	8,847	0	126,653	23,561	0	0	103,092

	DEDUCTIONS - MM$					FUTURE NET INCOME BEFORE TAXES - MM$		
						Undiscounted		Discounted
Year	Operating Costs	Ad Valorem Taxes	Development Costs	Other	Total	Annual	Cumulative	@ 9.00 %
2024	340	0	260	0	600	7,538	7,538	7,211
2025	325	0	273	0	599	7,212	14,749	6,332
2026	302	0	217	0	519	6,707	21,457	5,405
2027	287	0	110	0	397	6,416	27,873	4,746
2028	263	0	78	0	341	5,821	33,694	3,952
2029	237	0	56	0	294	5,220	38,914	3,252
2030	215	0	59	0	273	4,661	43,575	2,663
2031	208	0	77	0	286	4,451	48,026	2,331
2032	215	0	71	0	286	4,543	52,569	2,183
2033	222	0	81	0	303	4,619	57,188	2,036
2034	211	0	102	0	313	4,321	61,510	1,749
2035	187	0	95	0	282	3,792	65,302	1,408
2036	179	0	74	0	253	3,613	68,915	1,230
2037	163	0	85	0	248	3,240	72,154	1,012
2038	150	0	113	0	264	2,819	74,974	808
2039	143	0	94	0	237	2,486	77,460	654
2040	136	0	95	0	231	2,173	79,633	524
2041	129	0	122	0	252	1,869	81,503	413
2042	123	0	131	0	255	1,615	83,117	327
2043	118	0	175	0	292	1,354	84,471	251
2044	113	0	167	0	280	1,169	85,640	199
2045	108	0	197	0	305	971	86,611	151
2046	103	0	107	0	211	910	87,522	130
2047	99	0	138	0	237	747	88,268	98
2048	95	0	196	0	290	572	88,840	68
2049	91	0	236	0	327	428	89,268	46
2050	88	0	199	0	287	373	89,641	37
2051	86	0	201	0	287	289	89,930	26
2052	84	0	253	0	337	165	90,095	13
2053	82	0	221	0	303	134	90,229	10
Sub-Total	5,102	0	4,286	0	9,389	90,229		49,265
Remainder	1,505	0	8,207	0	9,712	-6,238	83,991	-146
Total Future	6,607	0	12,493	0	19,100	83,991		49,118

Life of summary is: 150.00 years.

These data are part of a Ryder Scott report and are subject to the conditions in the text of the report.

RYDER SCOTT COMPANY
PETROLEUM CONSULTANTS
TBPE FIRM LIC. NO. F-1580

ABU DHABI NATIONAL OIL COMPANY
ESTIMATED FUTURE RESERVES AND INCOME
ATTRIBUTABLE TO CERTAIN INTERESTS
UNESCALATED PARAMETERS
AS OF DECEMBER 31, 2023

TABLE 6

FIELD SUMMARY
BAB FIELD

2P
UNDEVELOPED

	Expense Interest	REVENUE INTEREST Oil	REVENUE INTEREST Plant Products	REVENUE INTEREST Gas	PRODUCT PRICES Oil ($/bbl)	PRODUCT PRICES Plt. Prod. ($/gal)	PRODUCT PRICES Gas ($/Mcf)	DISCOUNTED FUTURE NET INCOME - MM$ COMPOUNDED	ANNUALLY
INITIAL								**5.00%**	**31,847**
FINAL								**8.00%**	**21,824**
REMARKS								**9.00%**	**19,419**
								12.00%	**13,993**
								15.00%	**10,369**

		ESTIMATED 8/8THS PRODUCTION			COMPANY NET PRODUCTION			AVERAGE PRICES		
Year	Number of Wells	Oil (MMbbl)	Plant Products (Mgal)	Gas (Bcf)	Oil (MMbbl)	Plant Products (Mgal)	Sales Gas (Bcf)	Oil ($/bbl)	Plt Prod. ($/gal)	Gas ($/Mcf)
2024	**115**	**23**	**0**	**36**	**14**	**0**	**22**	**75.00**	**0.00**	**3.70**
2025	**221**	**33**	**0**	**53**	**20**	**0**	**32**	**75.00**	**0.00**	**3.70**
2026	**323**	**47**	**0**	**73**	**28**	**0**	**44**	**75.00**	**0.00**	**3.70**
2027	**388**	**54**	**0**	**83**	**32**	**0**	**50**	**75.00**	**0.00**	**3.70**
2028	**433**	**66**	**0**	**101**	**40**	**0**	**61**	**75.00**	**0.00**	**3.70**
2029	**475**	**79**	**0**	**120**	**47**	**0**	**72**	**75.00**	**0.00**	**3.70**
2030	**509**	**90**	**0**	**137**	**54**	**0**	**82**	**75.00**	**0.00**	**3.70**
2031	**478**	**91**	**0**	**138**	**55**	**0**	**83**	**75.00**	**0.00**	**3.70**
2032	**449**	**85**	**0**	**128**	**51**	**0**	**77**	**75.00**	**0.00**	**3.70**
2033	**424**	**79**	**0**	**119**	**47**	**0**	**71**	**75.00**	**0.00**	**3.70**
2034	**453**	**83**	**0**	**124**	**50**	**0**	**74**	**75.00**	**0.00**	**3.70**
2035	**480**	**94**	**0**	**139**	**56**	**0**	**84**	**75.00**	**0.00**	**3.70**
2036	**474**	**96**	**0**	**142**	**58**	**0**	**85**	**75.00**	**0.00**	**3.70**
2037	**496**	**104**	**0**	**152**	**62**	**0**	**91**	**75.00**	**0.00**	**3.70**
2038	**453**	**102**	**0**	**150**	**61**	**0**	**90**	**75.00**	**0.00**	**3.70**
2039	**412**	**93**	**0**	**136**	**56**	**0**	**82**	**75.00**	**0.00**	**3.70**
2040	**375**	**85**	**0**	**124**	**51**	**0**	**75**	**75.00**	**0.00**	**3.70**
2041	**341**	**77**	**0**	**114**	**46**	**0**	**68**	**75.00**	**0.00**	**3.70**
2042	**310**	**71**	**0**	**104**	**42**	**0**	**62**	**75.00**	**0.00**	**3.70**
2043	**282**	**64**	**0**	**95**	**39**	**0**	**57**	**75.00**	**0.00**	**3.70**
2044	**259**	**59**	**0**	**86**	**35**	**0**	**52**	**75.00**	**0.00**	**3.70**
2045	**235**	**54**	**0**	**79**	**32**	**0**	**47**	**75.00**	**0.00**	**3.70**
2046	**210**	**49**	**0**	**72**	**29**	**0**	**43**	**75.00**	**0.00**	**3.70**
2047	**192**	**44**	**0**	**66**	**27**	**0**	**39**	**75.00**	**0.00**	**3.70**
2048	**175**	**41**	**0**	**60**	**24**	**0**	**36**	**75.00**	**0.00**	**3.70**
2049	**160**	**37**	**0**	**55**	**22**	**0**	**33**	**75.00**	**0.00**	**3.70**
2050	**147**	**34**	**0**	**50**	**20**	**0**	**30**	**75.00**	**0.00**	**3.70**
2051	**134**	**31**	**0**	**46**	**19**	**0**	**27**	**75.00**	**0.00**	**3.70**
2052	**122**	**28**	**0**	**42**	**17**	**0**	**25**	**75.00**	**0.00**	**3.70**
2053	**111**	**26**	**0**	**38**	**15**	**0**	**23**	**75.00**	**0.00**	**3.70**
Sub-Total		**1,917**	**0**	**2,861**	**1,150**	**0**	**1,717**	**75.00**	**0.00**	**3.70**
Remainder		**190**	**0**	**286**	**181**	**0**	**171**	**75.00**	**0.00**	**3.70**
Total Future		**2,108**	**0**	**3,147**	**1,332**	**0**	**1,888**	**75.00**	**0.00**	**3.70**
Cumulative		**20**	**0**	**29**						
Ultimate		**2,127**	**0**	**3,175**						

RYDER SCOTT COMPANY
PETROLEUM CONSULTANTS
TBPE FIRM LIC. NO. F-1580

ABU DHABI NATIONAL OIL COMPANY
ESTIMATED FUTURE RESERVES AND INCOME
ATTRIBUTABLE TO CERTAIN INTERESTS
UNESCALATED PARAMETERS
AS OF DECEMBER 31, 2023

TABLE 6

FIELD SUMMARY
BAB FIELD

2P
UNDEVELOPED

	COMPANY FUTURE GROSS REVENUE (FGR) - MM$					ROYALTY - MM$			FGR AFTER ROYALTY
Year	From Oil	From Plant Products	From Gas	Other	Total	Oil	Plant Prod./ Other	Gas	- MM$
2024	**1,032**	**0**	**81**	**0**	**1,112**	**206**	**0**	**0**	**906**
2025	**1,485**	**0**	**118**	**0**	**1,603**	**297**	**0**	**0**	**1,306**
2026	**2,098**	**0**	**162**	**0**	**2,260**	**420**	**0**	**0**	**1,841**
2027	**2,413**	**0**	**184**	**0**	**2,597**	**483**	**0**	**0**	**2,114**
2028	**2,972**	**0**	**225**	**0**	**3,196**	**594**	**0**	**0**	**2,602**
2029	**3,548**	**0**	**267**	**0**	**3,814**	**710**	**0**	**0**	**3,105**
2030	**4,062**	**0**	**304**	**0**	**4,366**	**812**	**0**	**0**	**3,554**
2031	**4,107**	**0**	**307**	**0**	**4,413**	**821**	**0**	**0**	**3,592**
2032	**3,810**	**0**	**284**	**0**	**4,094**	**762**	**0**	**0**	**3,332**
2033	**3,533**	**0**	**264**	**0**	**3,797**	**707**	**0**	**0**	**3,090**
2034	**3,713**	**0**	**275**	**0**	**3,988**	**743**	**0**	**0**	**3,246**
2035	**4,224**	**0**	**309**	**0**	**4,533**	**845**	**0**	**0**	**3,688**
2036	**4,341**	**0**	**316**	**0**	**4,657**	**868**	**0**	**0**	**3,789**
2037	**4,669**	**0**	**337**	**0**	**5,007**	**934**	**0**	**0**	**4,073**
2038	**4,609**	**0**	**332**	**0**	**4,941**	**922**	**0**	**0**	**4,019**
2039	**4,198**	**0**	**303**	**0**	**4,501**	**840**	**0**	**0**	**3,661**
2040	**3,825**	**0**	**276**	**0**	**4,101**	**765**	**0**	**0**	**3,336**
2041	**3,486**	**0**	**252**	**0**	**3,738**	**697**	**0**	**0**	**3,041**
2042	**3,177**	**0**	**230**	**0**	**3,407**	**635**	**0**	**0**	**2,772**
2043	**2,897**	**0**	**210**	**0**	**3,107**	**579**	**0**	**0**	**2,528**
2044	**2,642**	**0**	**192**	**0**	**2,834**	**528**	**0**	**0**	**2,305**
2045	**2,408**	**0**	**175**	**0**	**2,583**	**482**	**0**	**0**	**2,101**
2046	**2,195**	**0**	**160**	**0**	**2,355**	**439**	**0**	**0**	**1,916**
2047	**2,002**	**0**	**146**	**0**	**2,148**	**400**	**0**	**0**	**1,747**
2048	**1,827**	**0**	**133**	**0**	**1,959**	**365**	**0**	**0**	**1,594**
2049	**1,667**	**0**	**121**	**0**	**1,788**	**333**	**0**	**0**	**1,455**
2050	**1,522**	**0**	**111**	**0**	**1,633**	**304**	**0**	**0**	**1,329**
2051	**1,391**	**0**	**102**	**0**	**1,492**	**278**	**0**	**0**	**1,214**
2052	**1,271**	**0**	**93**	**0**	**1,364**	**254**	**0**	**0**	**1,110**
2053	**1,162**	**0**	**85**	**0**	**1,247**	**232**	**0**	**0**	**1,015**
Sub-Total	**86,284**	**0**	**6,352**	**0**	**92,636**	**17,257**	**0**	**0**	**75,379**
Remainder	**13,580**	**0**	**634**	**0**	**14,214**	**2,716**	**0**	**0**	**11,498**
Total Future	**99,864**	**0**	**6,986**	**0**	**106,850**	**19,973**	**0**	**0**	**86,877**

	DEDUCTIONS - MM$					FUTURE NET INCOME BEFORE TAXES - MM$		
						Undiscounted		Discounted
Year	Operating Costs	Ad Valorem Taxes	Development Costs	Other	Total	Annual	Cumulative	@ 9.00 %
2024	**38**	**0**	**978**	**0**	**1,016**	**-110**	**-110**	**-146**
2025	**54**	**0**	**1,413**	**0**	**1,467**	**-161**	**-271**	**-199**
2026	**77**	**0**	**1,342**	**0**	**1,419**	**421**	**150**	**290**
2027	**89**	**0**	**724**	**0**	**813**	**1,301**	**1,451**	**938**
2028	**111**	**0**	**1,933**	**0**	**2,044**	**558**	**2,009**	**319**
2029	**134**	**0**	**900**	**0**	**1,034**	**2,071**	**4,080**	**1,263**
2030	**154**	**0**	**1,028**	**0**	**1,182**	**2,372**	**6,452**	**1,328**
2031	**158**	**0**	**224**	**0**	**382**	**3,210**	**9,662**	**1,679**
2032	**148**	**0**	**305**	**0**	**454**	**2,878**	**12,541**	**1,378**
2033	**139**	**0**	**56**	**0**	**195**	**2,895**	**15,436**	**1,277**
2034	**148**	**0**	**54**	**0**	**202**	**3,044**	**18,480**	**1,230**
2035	**169**	**0**	**59**	**0**	**229**	**3,459**	**21,938**	**1,282**
2036	**176**	**0**	**49**	**0**	**225**	**3,564**	**25,502**	**1,213**
2037	**190**	**0**	**28**	**0**	**218**	**3,854**	**29,357**	**1,203**
2038	**196**	**0**	**45**	**0**	**241**	**3,778**	**33,135**	**1,084**
2039	**192**	**0**	**151**	**0**	**343**	**3,318**	**36,453**	**872**
2040	**188**	**0**	**125**	**0**	**313**	**3,023**	**39,477**	**729**
2041	**185**	**0**	**75**	**0**	**260**	**2,781**	**42,257**	**615**
2042	**183**	**0**	**16**	**0**	**198**	**2,573**	**44,831**	**523**
2043	**181**	**0**	**16**	**0**	**197**	**2,331**	**47,161**	**435**
2044	**179**	**0**	**12**	**0**	**192**	**2,114**	**49,275**	**361**
2045	**178**	**0**	**14**	**0**	**192**	**1,909**	**51,184**	**300**
2046	**177**	**0**	**13**	**0**	**190**	**1,726**	**52,910**	**248**
2047	**176**	**0**	**9**	**0**	**185**	**1,562**	**54,472**	**206**
2048	**176**	**0**	**10**	**0**	**186**	**1,408**	**55,880**	**171**
2049	**176**	**0**	**0**	**0**	**176**	**1,279**	**57,159**	**142**
2050	**175**	**0**	**107**	**0**	**282**	**1,046**	**58,205**	**106**
2051	**174**	**0**	**102**	**0**	**276**	**938**	**59,144**	**87**
2052	**173**	**0**	**219**	**0**	**392**	**718**	**59,862**	**61**
2053	**172**	**0**	**89**	**0**	**262**	**753**	**60,614**	**59**
Sub-Total	**4,667**	**0**	**10,098**	**0**	**14,764**	**60,614**		**19,054**
Remainder	**3,600**	**0**	**1,094**	**0**	**4,694**	**6,804**	**67,418**	**365**
Total Future	**8,267**	**0**	**11,191**	**0**	**19,459**	**67,418**		**19,419**

Life of summary is: 150.00 years.

These data are part of a Ryder Scott report and are subject to the conditions in the text of the report.

RYDER SCOTT COMPANY
PETROLEUM CONSULTANTS
TBPE FIRM LIC. NO. F-1580

ABU DHABI NATIONAL OIL COMPANY
ESTIMATED FUTURE RESERVES AND INCOME
ATTRIBUTABLE TO CERTAIN INTERESTS
UNESCALATED PARAMETERS
AS OF DECEMBER 31, 2023

TABLE 7

FIELD SUMMARY
BAB FIELD

TOTAL 3P
ALL CATEGORIES

	REVENUE INTEREST				PRODUCT PRICES			DISCOUNTED FUTURE NET INCOME - MM$ COMPOUNDED ANNUALLY	
	Expense Interest	Oil	Plant Products	Gas	Oil ($/bbl)	Plt. Prod. ($/gal)	Gas ($/Mcf)		
INITIAL								**5.00%**	**100,817**
FINAL								**8.00%**	**78,097**
REMARKS								**9.00%**	**72,408**
								12.00%	**59,090**
								15.00%	**49,666**

		ESTIMATED 8/8THS PRODUCTION			COMPANY NET PRODUCTION			AVERAGE PRICES		
Year	Number of Wells	Oil (MMbbl)	Plant Products (Mgal)	Gas (Bcf)	Oil (MMbbl)	Plant Products (Mgal)	Sales Gas (Bcf)	Oil ($/bbl)	Plt Prod. ($/gal)	Gas ($/Mcf)
2024	**998**	**229**	**0**	**360**	**138**	**0**	**216**	**75.00**	**0.00**	**3.70**
2025	**1,050**	**232**	**0**	**365**	**139**	**0**	**219**	**75.00**	**0.00**	**3.70**
2026	**1,099**	**232**	**0**	**366**	**139**	**0**	**220**	**75.00**	**0.00**	**3.70**
2027	**1,132**	**232**	**0**	**366**	**139**	**0**	**220**	**75.00**	**0.00**	**3.70**
2028	**1,117**	**231**	**0**	**365**	**139**	**0**	**219**	**75.00**	**0.00**	**3.70**
2029	**1,089**	**228**	**0**	**358**	**137**	**0**	**215**	**75.00**	**0.00**	**3.70**
2030	**1,057**	**224**	**0**	**350**	**134**	**0**	**210**	**75.00**	**0.00**	**3.70**
2031	**1,017**	**219**	**0**	**340**	**131**	**0**	**204**	**75.00**	**0.00**	**3.70**
2032	**978**	**214**	**0**	**330**	**128**	**0**	**198**	**75.00**	**0.00**	**3.70**
2033	**944**	**210**	**0**	**321**	**126**	**0**	**192**	**75.00**	**0.00**	**3.70**
2034	**915**	**206**	**0**	**313**	**123**	**0**	**188**	**75.00**	**0.00**	**3.70**
2035	**886**	**202**	**0**	**305**	**121**	**0**	**183**	**75.00**	**0.00**	**3.70**
2036	**865**	**199**	**0**	**299**	**119**	**0**	**179**	**75.00**	**0.00**	**3.70**
2037	**845**	**196**	**0**	**293**	**118**	**0**	**176**	**75.00**	**0.00**	**3.70**
2038	**825**	**194**	**0**	**288**	**116**	**0**	**173**	**75.00**	**0.00**	**3.70**
2039	**751**	**183**	**0**	**272**	**110**	**0**	**163**	**75.00**	**0.00**	**3.70**
2040	**684**	**167**	**0**	**247**	**100**	**0**	**148**	**75.00**	**0.00**	**3.70**
2041	**620**	**152**	**0**	**225**	**91**	**0**	**135**	**75.00**	**0.00**	**3.70**
2042	**566**	**139**	**0**	**205**	**83**	**0**	**123**	**75.00**	**0.00**	**3.70**
2043	**516**	**126**	**0**	**187**	**76**	**0**	**112**	**75.00**	**0.00**	**3.70**
2044	**469**	**115**	**0**	**170**	**69**	**0**	**102**	**75.00**	**0.00**	**3.70**
2045	**428**	**105**	**0**	**155**	**63**	**0**	**93**	**75.00**	**0.00**	**3.70**
2046	**390**	**96**	**0**	**141**	**57**	**0**	**85**	**75.00**	**0.00**	**3.70**
2047	**355**	**87**	**0**	**129**	**52**	**0**	**77**	**75.00**	**0.00**	**3.70**
2048	**327**	**79**	**0**	**118**	**48**	**0**	**71**	**75.00**	**0.00**	**3.70**
2049	**297**	**72**	**0**	**107**	**43**	**0**	**64**	**75.00**	**0.00**	**3.70**
2050	**269**	**66**	**0**	**98**	**40**	**0**	**59**	**75.00**	**0.00**	**3.70**
2051	**246**	**60**	**0**	**89**	**36**	**0**	**53**	**75.00**	**0.00**	**3.70**
2052	**226**	**55**	**0**	**81**	**33**	**0**	**49**	**75.00**	**0.00**	**3.70**
2053	**207**	**50**	**0**	**74**	**30**	**0**	**45**	**75.00**	**0.00**	**3.70**
Sub-Total		**4,802**	**0**	**7,318**	**2,881**	**0**	**4,391**	**75.00**	**0.00**	**3.70**
Remainder		**438**	**0**	**651**	**420**	**0**	**391**	**75.00**	**0.00**	**3.70**
Total Future		**5,240**	**0**	**7,969**	**3,301**	**0**	**4,782**	**75.00**	**0.00**	**3.70**
Cumulative		**4,226**	**0**	**6,702**						
Ultimate		**9,465**	**0**	**14,672**						

RYDER SCOTT COMPANY PETROLEUM CONSULTANTS
TBPE FIRM LIC. NO. F-1580

ABU DHABI NATIONAL OIL COMPANY
ESTIMATED FUTURE RESERVES AND INCOME
ATTRIBUTABLE TO CERTAIN INTERESTS
UNESCALATED PARAMETERS
AS OF DECEMBER 31, 2023

FIELD SUMMARY
BAB FIELD

TOTAL 3P
ALL CATEGORIES

	COMPANY FUTURE GROSS REVENUE (FGR) - MM$					ROYALTY - MM$			FGR AFTER ROYALTY
Year	From Oil	From Plant Products	From Gas	Other	Total	Oil	Plant Prod./ Other	Gas	- MM$
2024	10,317	0	798	0	11,115	2,063	0	0	9,052
2025	10,433	0	811	0	11,244	2,087	0	0	9,158
2026	10,449	0	813	0	11,263	2,090	0	0	9,173
2027	10,441	0	812	0	11,254	2,088	0	0	9,165
2028	10,404	0	809	0	11,213	2,081	0	0	9,133
2029	10,262	0	796	0	11,058	2,052	0	0	9,006
2030	10,069	0	777	0	10,846	2,014	0	0	8,832
2031	9,852	0	755	0	10,607	1,970	0	0	8,636
2032	9,631	0	732	0	10,363	1,926	0	0	8,437
2033	9,434	0	712	0	10,146	1,887	0	0	8,259
2034	9,258	0	694	0	9,952	1,852	0	0	8,101
2035	9,102	0	678	0	9,780	1,820	0	0	7,959
2036	8,962	0	664	0	9,626	1,792	0	0	7,833
2037	8,838	0	651	0	9,489	1,768	0	0	7,721
2038	8,727	0	639	0	9,366	1,745	0	0	7,621
2039	8,254	0	603	0	8,858	1,651	0	0	7,207
2040	7,519	0	549	0	8,068	1,504	0	0	6,565
2041	6,850	0	500	0	7,350	1,370	0	0	5,980
2042	6,240	0	456	0	6,696	1,248	0	0	5,448
2043	5,685	0	415	0	6,100	1,137	0	0	4,963
2044	5,179	0	378	0	5,557	1,036	0	0	4,521
2045	4,719	0	344	0	5,063	944	0	0	4,119
2046	4,300	0	314	0	4,614	860	0	0	3,754
2047	3,920	0	286	0	4,206	784	0	0	3,422
2048	3,574	0	261	0	3,835	715	0	0	3,120
2049	3,259	0	238	0	3,496	652	0	0	2,845
2050	2,971	0	217	0	3,188	594	0	0	2,594
2051	2,710	0	198	0	2,908	542	0	0	2,366
2052	2,471	0	181	0	2,652	494	0	0	2,158
2053	2,254	0	165	0	2,419	451	0	0	1,968
Sub-Total	216,085	0	16,246	0	232,332	43,217	0	0	189,115
Remainder	31,474	0	1,446	0	32,919	6,295	0	0	26,625
Total Future	247,559	0	17,692	0	265,251	49,512	0	0	215,739

	DEDUCTIONS - MM$					FUTURE NET INCOME BEFORE TAXES - MM$		
						Undiscounted		Discounted
Year	Operating Costs	Ad Valorem Taxes	Development Costs	Other	Total	Annual	Cumulative	@ 9.00 %
2024	378	0	1,238	0	1,616	7,436	7,436	7,072
2025	380	0	1,686	0	2,066	7,091	14,527	6,169
2026	380	0	1,559	0	1,940	7,233	21,760	5,778
2027	380	0	834	0	1,214	7,951	29,711	5,856
2028	380	0	2,011	0	2,391	6,742	36,453	4,516
2029	378	0	956	0	1,334	7,672	44,124	4,752
2030	375	0	1,086	0	1,461	7,371	51,495	4,185
2031	371	0	301	0	673	7,963	59,459	4,168
2032	368	0	376	0	744	7,692	67,151	3,691
2033	365	0	137	0	502	7,757	74,908	3,420
2034	362	0	156	0	518	7,582	82,490	3,066
2035	360	0	154	0	514	7,445	89,935	2,763
2036	358	0	124	0	481	7,352	97,287	2,503
2037	356	0	114	0	470	7,251	104,539	2,265
2038	354	0	159	0	513	7,108	111,647	2,036
2039	348	0	246	0	593	6,613	118,260	1,738
2040	337	0	220	0	557	6,007	124,267	1,448
2041	328	0	197	0	525	5,456	129,723	1,207
2042	319	0	147	0	466	4,982	134,705	1,011
2043	311	0	191	0	502	4,461	139,165	830
2044	304	0	180	0	484	4,037	143,203	689
2045	298	0	211	0	509	3,610	146,813	565
2046	292	0	120	0	412	3,342	150,155	481
2047	286	0	147	0	433	2,989	153,144	394
2048	282	0	205	0	487	2,633	155,777	318
2049	277	0	236	0	513	2,332	158,109	258
2050	273	0	306	0	579	2,015	160,123	204
2051	269	0	303	0	572	1,794	161,917	167
2052	266	0	472	0	738	1,420	163,337	120
2053	263	0	310	0	573	1,395	164,732	109
Sub-Total	9,999	0	14,384	0	24,383	164,732		71,780
Remainder	7,996	0	10,280	0	18,276	8,349	173,080	628
Total Future	17,995	0	24,664	0	42,659	173,080		72,408

Life of summary is: 150.00 years.

These data are part of a Ryder Scott report and are subject to the conditions in the text of the report.

RYDER SCOTT COMPANY
PETROLEUM CONSULTANTS
TBPE FIRM LIC. NO. F-1580

ABU DHABI NATIONAL OIL COMPANY
ESTIMATED FUTURE RESERVES AND INCOME
ATTRIBUTABLE TO CERTAIN INTERESTS
UNESCALATED PARAMETERS
AS OF DECEMBER 31, 2023

TABLE 8

FIELD SUMMARY
BAB FIELD

3P
DEVELOPED

	REVENUE INTEREST				PRODUCT PRICES			DISCOUNTED FUTURE NET INCOME - MM$ COMPOUNDED ANNUALLY	
	Expense Interest	Oil	Plant Products	Gas	Oil ($/bbl)	Plt. Prod. ($/gal)	Gas ($/Mcf)		
INITIAL								**5.00%**	**65,696**
FINAL								**8.00%**	**54,819**
REMARKS								**9.00%**	**51,877**
								12.00%	**44,613**
								15.00%	**39,114**

		ESTIMATED 8/8THS PRODUCTION			COMPANY NET PRODUCTION			AVERAGE PRICES		
Year	Number of Wells	Oil (MMbbl)	Plant Products (Mgal)	Gas (Bcf)	Oil (MMbbl)	Plant Products (Mgal)	Sales Gas (Bcf)	Oil ($/bbl)	Plt Prod. ($/gal)	Gas ($/Mcf)
2024	**883**	**206**	**0**	**323**	**124**	**0**	**194**	**75.00**	**0.00**	**3.70**
2025	**832**	**200**	**0**	**314**	**120**	**0**	**188**	**75.00**	**0.00**	**3.70**
2026	**784**	**188**	**0**	**297**	**113**	**0**	**178**	**75.00**	**0.00**	**3.70**
2027	**747**	**181**	**0**	**286**	**108**	**0**	**172**	**75.00**	**0.00**	**3.70**
2028	**686**	**167**	**0**	**266**	**100**	**0**	**160**	**75.00**	**0.00**	**3.70**
2029	**619**	**151**	**0**	**241**	**91**	**0**	**145**	**75.00**	**0.00**	**3.70**
2030	**551**	**136**	**0**	**216**	**81**	**0**	**129**	**75.00**	**0.00**	**3.70**
2031	**536**	**129**	**0**	**203**	**77**	**0**	**122**	**75.00**	**0.00**	**3.70**
2032	**523**	**128**	**0**	**200**	**77**	**0**	**120**	**75.00**	**0.00**	**3.70**
2033	**514**	**129**	**0**	**198**	**77**	**0**	**119**	**75.00**	**0.00**	**3.70**
2034	**456**	**121**	**0**	**185**	**73**	**0**	**111**	**75.00**	**0.00**	**3.70**
2035	**404**	**108**	**0**	**165**	**65**	**0**	**99**	**75.00**	**0.00**	**3.70**
2036	**412**	**104**	**0**	**158**	**62**	**0**	**95**	**75.00**	**0.00**	**3.70**
2037	**368**	**99**	**0**	**150**	**59**	**0**	**90**	**75.00**	**0.00**	**3.70**
2038	**327**	**88**	**0**	**134**	**53**	**0**	**80**	**75.00**	**0.00**	**3.70**
2039	**292**	**79**	**0**	**119**	**47**	**0**	**71**	**75.00**	**0.00**	**3.70**
2040	**259**	**70**	**0**	**106**	**42**	**0**	**64**	**75.00**	**0.00**	**3.70**
2041	**229**	**62**	**0**	**94**	**37**	**0**	**57**	**75.00**	**0.00**	**3.70**
2042	**204**	**55**	**0**	**84**	**33**	**0**	**50**	**75.00**	**0.00**	**3.70**
2043	**182**	**49**	**0**	**74**	**30**	**0**	**45**	**75.00**	**0.00**	**3.70**
2044	**161**	**44**	**0**	**66**	**26**	**0**	**40**	**75.00**	**0.00**	**3.70**
2045	**142**	**39**	**0**	**59**	**23**	**0**	**35**	**75.00**	**0.00**	**3.70**
2046	**128**	**34**	**0**	**52**	**21**	**0**	**31**	**75.00**	**0.00**	**3.70**
2047	**112**	**30**	**0**	**46**	**18**	**0**	**28**	**75.00**	**0.00**	**3.70**
2048	**102**	**27**	**0**	**41**	**16**	**0**	**24**	**75.00**	**0.00**	**3.70**
2049	**90**	**24**	**0**	**36**	**14**	**0**	**22**	**75.00**	**0.00**	**3.70**
2050	**77**	**21**	**0**	**32**	**13**	**0**	**19**	**75.00**	**0.00**	**3.70**
2051	**71**	**18**	**0**	**28**	**11**	**0**	**17**	**75.00**	**0.00**	**3.70**
2052	**62**	**16**	**0**	**25**	**10**	**0**	**15**	**75.00**	**0.00**	**3.70**
2053	**55**	**14**	**0**	**22**	**9**	**0**	**13**	**75.00**	**0.00**	**3.70**
Sub-Total		**2,718**	**0**	**4,218**	**1,631**	**0**	**2,531**	**75.00**	**0.00**	**3.70**
Remainder		**81**	**0**	**126**	**76**	**0**	**75**	**75.00**	**0.00**	**3.70**
Total Future		**2,799**	**0**	**4,344**	**1,707**	**0**	**2,606**	**75.00**	**0.00**	**3.70**
Cumulative		**4,206**	**0**	**6,674**						
Ultimate		**7,005**	**0**	**11,017**						

RYDER SCOTT COMPANY
PETROLEUM CONSULTANTS
TBPE FIRM LIC. NO. F-1580

ABU DHABI NATIONAL OIL COMPANY
ESTIMATED FUTURE RESERVES AND INCOME
ATTRIBUTABLE TO CERTAIN INTERESTS
UNESCALATED PARAMETERS
AS OF DECEMBER 31, 2023

TABLE 8

FIELD SUMMARY
BAB FIELD

3P
DEVELOPED

	COMPANY FUTURE GROSS REVENUE (FGR) - MM$					ROYALTY - MM$			FGR AFTER ROYALTY
Year	From Oil	From Plant Products	From Gas	Other	Total	Oil	Plant Prod./ Other	Gas	- MM$
2024	9,286	0	718	0	10,003	1,857	0	0	8,146
2025	8,983	0	696	0	9,679	1,797	0	0	7,883
2026	8,459	0	659	0	9,118	1,692	0	0	7,426
2027	8,133	0	635	0	8,768	1,627	0	0	7,142
2028	7,525	0	590	0	8,115	1,505	0	0	6,610
2029	6,813	0	536	0	7,348	1,363	0	0	5,986
2030	6,101	0	479	0	6,580	1,220	0	0	5,360
2031	5,787	0	451	0	6,238	1,157	0	0	5,081
2032	5,781	0	444	0	6,226	1,156	0	0	5,069
2033	5,791	0	440	0	6,231	1,158	0	0	5,073
2034	5,448	0	412	0	5,859	1,090	0	0	4,770
2035	4,846	0	366	0	5,212	969	0	0	4,243
2036	4,672	0	350	0	5,022	934	0	0	4,088
2037	4,459	0	333	0	4,792	892	0	0	3,900
2038	3,977	0	296	0	4,273	795	0	0	3,478
2039	3,544	0	264	0	3,808	709	0	0	3,099
2040	3,156	0	235	0	3,391	631	0	0	2,760
2041	2,809	0	209	0	3,018	562	0	0	2,456
2042	2,497	0	186	0	2,683	499	0	0	2,184
2043	2,219	0	165	0	2,384	444	0	0	1,940
2044	1,969	0	147	0	2,116	394	0	0	1,722
2045	1,746	0	130	0	1,876	349	0	0	1,527
2046	1,547	0	115	0	1,662	309	0	0	1,353
2047	1,368	0	102	0	1,470	274	0	0	1,197
2048	1,209	0	90	0	1,300	242	0	0	1,058
2049	1,067	0	80	0	1,147	213	0	0	934
2050	940	0	70	0	1,011	188	0	0	823
2051	827	0	62	0	889	165	0	0	724
2052	727	0	54	0	781	145	0	0	636
2053	638	0	48	0	686	128	0	0	558
Sub-Total	122,325	0	9,364	0	131,689	24,465	0	0	107,224
Remainder	5,690	0	279	0	5,969	1,138	0	0	4,831
Total Future	128,015	0	9,643	0	137,658	25,603	0	0	112,055

	DEDUCTIONS - MM$					FUTURE NET INCOME BEFORE TAXES - MM$		
						Undiscounted		Discounted
Year	Operating Costs	Ad Valorem Taxes	Development Costs	Other	Total	Annual	Cumulative	@ 9.00 %
2024	340	0	260	0	601	7,546	7,546	7,218
2025	327	0	273	0	601	7,282	14,828	6,393
2026	308	0	217	0	525	6,901	21,729	5,560
2027	296	0	110	0	406	6,736	28,465	4,982
2028	275	0	78	0	353	6,257	34,722	4,247
2029	251	0	56	0	308	5,678	40,400	3,537
2030	228	0	59	0	286	5,074	45,474	2,900
2031	219	0	77	0	296	4,784	50,259	2,506
2032	221	0	71	0	292	4,777	55,036	2,296
2033	224	0	81	0	305	4,768	59,804	2,102
2034	213	0	102	0	315	4,455	64,258	1,803
2035	192	0	95	0	287	3,956	68,214	1,469
2036	187	0	74	0	261	3,827	72,041	1,302
2037	180	0	85	0	265	3,635	75,676	1,136
2038	162	0	113	0	275	3,203	78,878	918
2039	150	0	94	0	244	2,855	81,734	751
2040	142	0	95	0	237	2,523	84,256	608
2041	135	0	122	0	257	2,199	86,455	486
2042	129	0	131	0	260	1,924	88,379	390
2043	123	0	175	0	298	1,643	90,022	305
2044	118	0	167	0	285	1,437	91,459	245
2045	113	0	197	0	310	1,217	92,676	190
2046	108	0	107	0	216	1,137	93,813	163
2047	104	0	138	0	242	955	94,768	125
2048	100	0	196	0	296	762	95,530	91
2049	96	0	236	0	332	602	96,131	66
2050	93	0	199	0	292	531	96,662	53
2051	89	0	201	0	290	433	97,095	40
2052	86	0	253	0	339	297	97,392	25
2053	83	0	221	0	304	254	97,646	19
Sub-Total	5,291	0	4,286	0	9,578	97,646		51,925
Remainder	2,120	0	8,904	0	11,023	-6,192	91,454	-48
Total Future	7,411	0	13,190	0	20,601	91,454		51,877

Life of summary is: 150.00 years.

These data are part of a Ryder Scott report and are subject to the conditions in the text of the report.

RYDER SCOTT COMPANY
PETROLEUM CONSULTANTS
TBPE FIRM LIC. NO. F-1580

ABU DHABI NATIONAL OIL COMPANY
ESTIMATED FUTURE RESERVES AND INCOME
ATTRIBUTABLE TO CERTAIN INTERESTS
UNESCALATED PARAMETERS
AS OF DECEMBER 31, 2023

TABLE 9

FIELD SUMMARY
BAB FIELD

3P
UNDEVELOPED

	Expense Interest	REVENUE INTEREST Oil	REVENUE INTEREST Plant Products	REVENUE INTEREST Gas	PRODUCT PRICES Oil ($/bbl)	PRODUCT PRICES Plt. Prod. ($/gal)	PRODUCT PRICES Gas ($/Mcf)	DISCOUNTED FUTURE NET INCOME - MM$ COMPOUNDED	ANNUALLY
INITIAL								**5.00%**	**35,121**
FINAL								**8.00%**	**23,278**
REMARKS								**9.00%**	**20,530**
								12.00%	**14,477**
								15.00%	**10,552**

		ESTIMATED 8/8THS PRODUCTION			COMPANY NET PRODUCTION			AVERAGE PRICES		
Year	Number of Wells	Oil (MMbbl)	Plant Products (Mgal)	Gas (Bcf)	Oil (MMbbl)	Plant Products (Mgal)	Sales Gas (Bcf)	Oil ($/bbl)	Plt Prod. ($/gal)	Gas ($/Mcf)
2024	**115**	**23**	**0**	**36**	**14**	**0**	**22**	**75.00**	**0.00**	**3.70**
2025	**218**	**32**	**0**	**52**	**19**	**0**	**31**	**75.00**	**0.00**	**3.70**
2026	**315**	**44**	**0**	**69**	**27**	**0**	**42**	**75.00**	**0.00**	**3.70**
2027	**385**	**51**	**0**	**80**	**31**	**0**	**48**	**75.00**	**0.00**	**3.70**
2028	**431**	**64**	**0**	**99**	**38**	**0**	**59**	**75.00**	**0.00**	**3.70**
2029	**470**	**77**	**0**	**117**	**46**	**0**	**70**	**75.00**	**0.00**	**3.70**
2030	**506**	**88**	**0**	**134**	**53**	**0**	**80**	**75.00**	**0.00**	**3.70**
2031	**481**	**90**	**0**	**137**	**54**	**0**	**82**	**75.00**	**0.00**	**3.70**
2032	**455**	**86**	**0**	**130**	**51**	**0**	**78**	**75.00**	**0.00**	**3.70**
2033	**430**	**81**	**0**	**123**	**49**	**0**	**74**	**75.00**	**0.00**	**3.70**
2034	**459**	**85**	**0**	**127**	**51**	**0**	**76**	**75.00**	**0.00**	**3.70**
2035	**482**	**95**	**0**	**141**	**57**	**0**	**84**	**75.00**	**0.00**	**3.70**
2036	**453**	**95**	**0**	**141**	**57**	**0**	**85**	**75.00**	**0.00**	**3.70**
2037	**477**	**97**	**0**	**143**	**58**	**0**	**86**	**75.00**	**0.00**	**3.70**
2038	**498**	**106**	**0**	**154**	**63**	**0**	**93**	**75.00**	**0.00**	**3.70**
2039	**459**	**105**	**0**	**153**	**63**	**0**	**92**	**75.00**	**0.00**	**3.70**
2040	**425**	**97**	**0**	**142**	**58**	**0**	**85**	**75.00**	**0.00**	**3.70**
2041	**391**	**90**	**0**	**131**	**54**	**0**	**79**	**75.00**	**0.00**	**3.70**
2042	**362**	**83**	**0**	**121**	**50**	**0**	**73**	**75.00**	**0.00**	**3.70**
2043	**334**	**77**	**0**	**113**	**46**	**0**	**68**	**75.00**	**0.00**	**3.70**
2044	**308**	**71**	**0**	**104**	**43**	**0**	**63**	**75.00**	**0.00**	**3.70**
2045	**286**	**66**	**0**	**97**	**40**	**0**	**58**	**75.00**	**0.00**	**3.70**
2046	**262**	**61**	**0**	**89**	**37**	**0**	**54**	**75.00**	**0.00**	**3.70**
2047	**243**	**57**	**0**	**83**	**34**	**0**	**50**	**75.00**	**0.00**	**3.70**
2048	**225**	**53**	**0**	**77**	**32**	**0**	**46**	**75.00**	**0.00**	**3.70**
2049	**207**	**49**	**0**	**71**	**29**	**0**	**43**	**75.00**	**0.00**	**3.70**
2050	**192**	**45**	**0**	**66**	**27**	**0**	**40**	**75.00**	**0.00**	**3.70**
2051	**175**	**42**	**0**	**61**	**25**	**0**	**37**	**75.00**	**0.00**	**3.70**
2052	**164**	**39**	**0**	**57**	**23**	**0**	**34**	**75.00**	**0.00**	**3.70**
2053	**152**	**36**	**0**	**53**	**22**	**0**	**32**	**75.00**	**0.00**	**3.70**
Sub-Total		**2,084**	**0**	**3,100**	**1,250**	**0**	**1,860**	**75.00**	**0.00**	**3.70**
Remainder		**357**	**0**	**525**	**344**	**0**	**315**	**75.00**	**0.00**	**3.70**
Total Future		**2,441**	**0**	**3,626**	**1,594**	**0**	**2,175**	**75.00**	**0.00**	**3.70**
Cumulative		**20**	**0**	**29**						
Ultimate		**2,460**	**0**	**3,654**						

RYDER SCOTT COMPANY PETROLEUM CONSULTANTS
TBPE FIRM LIC. NO. F-1580

ABU DHABI NATIONAL OIL COMPANY
ESTIMATED FUTURE RESERVES AND INCOME
ATTRIBUTABLE TO CERTAIN INTERESTS
UNESCALATED PARAMETERS
AS OF DECEMBER 31, 2023

FIELD SUMMARY
BAB FIELD

3P
UNDEVELOPED

	COMPANY FUTURE GROSS REVENUE (FGR) - MM$					ROYALTY - MM$			FGR AFTER
Year	From Oil	From Plant Products	From Gas	Other	Total	Oil	Plant Prod./ Other	Gas	ROYALTY - MM$
2024	1,032	0	81	0	1,112	206	0	0	906
2025	1,450	0	115	0	1,565	290	0	0	1,275
2026	1,990	0	154	0	2,144	398	0	0	1,746
2027	2,308	0	177	0	2,485	462	0	0	2,024
2028	2,879	0	219	0	3,098	576	0	0	2,522
2029	3,449	0	260	0	3,710	690	0	0	3,020
2030	3,968	0	298	0	4,266	794	0	0	3,472
2031	4,064	0	304	0	4,369	813	0	0	3,556
2032	3,849	0	288	0	4,137	770	0	0	3,367
2033	3,643	0	272	0	3,915	729	0	0	3,186
2034	3,811	0	282	0	4,093	762	0	0	3,331
2035	4,256	0	312	0	4,568	851	0	0	3,717
2036	4,291	0	313	0	4,604	858	0	0	3,746
2037	4,379	0	318	0	4,697	876	0	0	3,821
2038	4,750	0	343	0	5,093	950	0	0	4,143
2039	4,710	0	339	0	5,049	942	0	0	4,107
2040	4,363	0	314	0	4,677	873	0	0	3,805
2041	4,041	0	291	0	4,333	808	0	0	3,524
2042	3,743	0	270	0	4,012	749	0	0	3,264
2043	3,466	0	250	0	3,716	693	0	0	3,022
2044	3,210	0	231	0	3,441	642	0	0	2,799
2045	2,973	0	214	0	3,187	595	0	0	2,592
2046	2,754	0	199	0	2,952	551	0	0	2,401
2047	2,552	0	184	0	2,736	510	0	0	2,225
2048	2,364	0	171	0	2,535	473	0	0	2,062
2049	2,191	0	158	0	2,349	438	0	0	1,911
2050	2,031	0	147	0	2,178	406	0	0	1,771
2051	1,883	0	136	0	2,019	377	0	0	1,642
2052	1,745	0	126	0	1,871	349	0	0	1,522
2053	1,616	0	117	0	1,733	323	0	0	1,410
Sub-Total	93,760	0	6,883	0	100,643	18,752	0	0	81,891
Remainder	25,784	0	1,166	0	26,950	5,157	0	0	21,793
Total Future	119,543	0	8,049	0	127,593	23,909	0	0	103,684

	DEDUCTIONS - MM$					FUTURE NET INCOME BEFORE TAXES - MM$		
						Undiscounted		Discounted
Year	Operating Costs	Ad Valorem Taxes	Development Costs	Other	Total	Annual	Cumulative	@ 9.00 %
2024	38	0	978	0	1,016	-110	-110	-146
2025	53	0	1,413	0	1,466	-191	-301	-225
2026	72	0	1,342	0	1,415	332	31	218
2027	84	0	724	0	808	1,215	1,246	874
2028	105	0	1,933	0	2,038	484	1,731	269
2029	127	0	900	0	1,026	1,993	3,724	1,215
2030	147	0	1,028	0	1,175	2,297	6,021	1,285
2031	153	0	224	0	377	3,179	9,200	1,662
2032	147	0	305	0	452	2,915	12,115	1,396
2033	141	0	56	0	197	2,989	15,104	1,318
2034	149	0	54	0	203	3,128	18,232	1,264
2035	168	0	59	0	228	3,489	21,721	1,294
2036	171	0	49	0	221	3,525	25,247	1,201
2037	176	0	28	0	204	3,617	28,863	1,129
2038	193	0	45	0	238	3,905	32,768	1,119
2039	198	0	151	0	349	3,758	36,526	987
2040	195	0	125	0	320	3,484	40,011	840
2041	193	0	75	0	268	3,257	43,268	721
2042	191	0	16	0	206	3,058	46,325	621
2043	188	0	16	0	204	2,818	49,143	525
2044	186	0	12	0	199	2,600	51,744	445
2045	185	0	14	0	199	2,393	54,137	376
2046	183	0	13	0	196	2,205	56,342	317
2047	182	0	9	0	191	2,034	58,376	269
2048	182	0	10	0	191	1,871	60,247	227
2049	181	0	0	0	181	1,730	61,977	192
2050	180	0	107	0	288	1,484	63,461	151
2051	180	0	102	0	282	1,360	64,821	127
2052	180	0	219	0	398	1,123	65,945	96
2053	180	0	89	0	269	1,141	67,085	90
Sub-Total	4,708	0	10,098	0	14,805	67,085		19,855
Remainder	5,876	0	1,377	0	7,253	14,541	81,626	675
Total Future	10,584	0	11,474	0	22,058	81,626		20,530

Life of summary is: 150.00 years.

These data are part of a Ryder Scott report and are subject to the conditions in the text of the report.

APPENDIX 2. RESERVOIR DATA AND RESERVES SUMMARY (REDAS)

ADNOC GROSS RESERVES AS OF 12/31/2022

BAB (OND_JV)

	Oil (BBLS)			Gas (MMCF)				Condensate (BBLS)			NGL (BBLS)		
	Ultimate	Cumulative	Remaining	Ultimate	Cumulative	Remaining	Sales	Ultimate	Cumulative	Remaining	Ultimate	Cumulative	Remaining
1P													
HA_9													
	103,340,209	44,678,435	58,661,774	229,604	100,549	129,056	129,056	0	0	0	0	0	0
HA_8													
	124,307,710	87,935,553	36,372,157	216,185	153,937	62,248	62,248	0	0	0	0	0	0
LK-12													
	0	0	0	0	0	0	0	0	0	0	0	0	0
Total 1P													
	227,647,919	132,613,988	95,033,931	445,789	254,486	191,304	191,304	0	0	0	0	0	0
1P Producing													
SH_1 Oil Rim													
	209,831,491	13,103,424	196,728,067	495,178	38,768	456,409	456,409	0	0	0	0	0	0
Total 1P Producing													
	209,831,491	13,103,424	196,728,067	495,178	38,768	456,409	456,409	0	0	0	0	0	0
1P Undeveloped													
KH_1 Oil Rim													
	82,530,831	81,067,000	1,463,831	202,660	201,255	1,405	1,405	0	0	0	0	0	0
LK_6													
	1,323,790	1,323,790	0	1,175	1,175	0	0	0	0	0	0	0	0
Total 1P Undeveloped													
	83,854,621	82,390,790	1,463,831	203,836	202,430	1,405	1,405	0	0	0	0	0	0
1P PD & BP & UD													
KH_2 Oil Rim													
	5,441,441,024	3,516,568,000	1,924,873,024	9,662,743	5,347,178	4,315,565	4,315,565	0	0	0	0	0	0

ADNOC GROSS RESERVES AS OF 12/31/2022

BAB (OND_JV)

Oil (BBLS)			Gas (MMCF)				Condensate (BBLS)			NGL (BBLS)		
Ultimate	Cumulative	Remaining	Ultimate	Cumulative	Remaining	Sales	Ultimate	Cumulative	Remaining	Ultimate	Cumulative	Remaining
1P PD & BP & UD		(continued)										
LK_2 Oil Rim												
311,152,101	206,393,745	104,758,356	658,455	448,938	209,517	209,517	0	0	0	0	0	0
LK_1 Oil Rim												
52,847,223	16,365,866	36,481,357	124,092	40,185	83,907	83,907	0	0	0	0	0	0
Total 1P PD & BP & UD												
5,805,440,348	3,739,327,611	2,066,112,737	10,445,290	5,836,301	4,608,989	4,608,989	0	0	0	0	0	0
Total 1P												
6,326,774,379	**3,967,435,813**	**2,359,338,566**	**11,590,092**	**6,331,985**	**5,258,107**	**5,258,107**	**0**	**0**	**0**	**0**	**0**	**0**
2P												
HA_9												
185,208,329	44,678,435	140,529,894	409,714	100,549	309,166	309,166	0	0	0	0	0	0
HA_8												
179,868,767	87,935,553	91,933,214	319,417	153,937	165,480	165,480	0	0	0	0	0	0
LK-12												
0	0	0	0	0	0	0	0	0	0	0	0	0
Total 2P												
365,077,096	132,613,988	232,463,108	729,131	254,486	474,646	474,646	0	0	0	0	0	0
2P Undeveloped												
KH_1 Oil Rim												
83,107,329	81,067,000	2,040,329	203,214	201,255	1,959	1,959	0	0	0	0	0	0
LK_6												
1,323,790	1,323,790	0	1,175	1,175	0	0	0	0	0	0	0	0
Total 2P Undeveloped												
84,431,119	82,390,790	2,040,329	204,389	202,430	1,959	1,959	0	0	0	0	0	0

ADNOC GROSS RESERVES AS OF 12/31/2022

BAB (OND_JV)

	Oil (BBLS)			Gas (MMCF)				Condensate (BBLS)			NGL (BBLS)		
	Ultimate	Cumulative	Remaining	Ultimate	Cumulative	Remaining	Sales	Ultimate	Cumulative	Remaining	Ultimate	Cumulative	Remaining
2P PD & BP & UD													
SH_1 Oil Rim	239,845,338	13,103,424	226,741,914	564,810	38,768	526,041	526,041	0	0	0	0	0	0
KH_2 Oil Rim	5,612,781,836	3,516,568,000	2,096,213,836	10,046,889	5,347,178	4,699,711	4,699,711	0	0	0	0	0	0
LK_2 Oil Rim	453,472,921	206,393,745	247,079,176	943,096	448,938	494,158	494,158	0	0	0	0	0	0
LK_1 Oil Rim	113,838,246	16,365,866	97,472,380	264,371	40,185	224,186	224,186	0	0	0	0	0	0
Total 2P PD & BP & UD	6,419,938,341	3,752,431,035	2,667,507,306	11,819,166	5,875,069	5,944,097	5,944,097	0	0	0	0	0	0
Total 2P	**6,869,446,556**	**3,967,435,813**	**2,902,010,743**	**12,752,687**	**6,331,985**	**6,420,702**	**6,420,702**	**0**	**0**	**0**	**0**	**0**	**0**
3P													
HA_9	199,575,899	44,678,435	154,897,464	441,323	100,549	340,774	340,774	0	0	0	0	0	0
HA_8	216,455,384	87,935,553	128,519,831	348,618	153,937	194,681	194,681	0	0	0	0	0	0
LK-12	0	0	0	0	0	0	0	0	0	0	0	0	0
Total 3P	416,031,283	132,613,988	283,417,295	789,941	254,486	535,455	535,455	0	0	0	0	0	0
3P Undeveloped													
KH_1 Oil Rim	83,822,408	81,067,000	2,755,408	203,900	201,255	2,645	2,645	0	0	0	0	0	0

ADNOC GROSS RESERVES AS OF 12/31/2022

BAB (OND_JV)

Oil (BBLS)			Gas (MMCF)				Condensate (BBLS)			NGL (BBLS)		
Ultimate	Cumulative	Remaining	Ultimate	Cumulative	Remaining	Sales	Ultimate	Cumulative	Remaining	Ultimate	Cumulative	Remaining
3P Undeveloped		(continued)										
LK_6												
1,323,790	1,323,790	0	1,175	1,175	0	0	0	0	0	0	0	0
Total 3P Undeveloped												
85,146,198	82,390,790	2,755,408	205,076	202,430	2,645	2,645	0	0	0	0	0	0
3P PD & BP & UD												
SH_1 Oil Rim												
263,309,266	13,103,424	250,205,842	619,246	38,768	580,478	580,478	0	0	0	0	0	0
KH_2 Oil Rim												
5,878,815,437	3,516,568,000	2,362,247,437	10,643,337	5,347,178	5,296,159	5,296,159	0	0	0	0	0	0
LK_2 Oil Rim												
493,435,305	206,393,745	287,041,560	1,023,021	448,938	574,083	574,083	0	0	0	0	0	0
LK_1 Oil Rim												
115,865,269	16,365,866	99,499,403	269,033	40,185	228,849	228,849	0	0	0	0	0	0
Total 3P PD & BP & UD												
6,751,425,277	3,752,431,035	2,998,994,242	12,554,637	5,875,069	6,679,568	6,679,568	0	0	0	0	0	0
Total 3P												
7,252,602,758	**3,967,435,813**	**3,285,166,945**	**13,549,654**	**6,331,985**	**7,217,669**	**7,217,669**	**0**	**0**	**0**	**0**	**0**	**0**
1P+1C												
HA_9												
103,340,209	44,678,435	58,661,774	229,604	100,549	129,056	129,056	0	0	0	0	0	0
HA_8												
122,680,303	87,935,553	34,744,750	213,277	153,937	59,340	59,340	0	0	0	0	0	0
LK-12												
0	0	0	0	0	0	0	0	0	0	0	0	0

ADNOC GROSS RESERVES AS OF 12/31/2022

BAB (OND_JV)

Oil (BBLS)			Gas (MMCF)				Condensate (BBLS)			NGL (BBLS)		
Ultimate	Cumulative	Remaining	Ultimate	Cumulative	Remaining	Sales	Ultimate	Cumulative	Remaining	Ultimate	Cumulative	Remaining
1P+1C		(continued)										
Total 1P+1C												
226,020,512	132,613,988	93,406,524	442,881	254,486	188,396	188,396	0	0	0	0	0	0
1P+1C Producing												
SH_1 Oil Rim												
209,831,491	13,103,424	196,728,067	495,178	38,768	456,409	456,409	0	0	0	0	0	0
Total 1P+1C Producing												
209,831,491	13,103,424	196,728,067	495,178	38,768	456,409	456,409	0	0	0	0	0	0
1P+1C Undeveloped												
KH_1 Oil Rim												
82,530,831	81,067,000	1,463,831	202,660	201,255	1,405	1,405	0	0	0	0	0	0
LK_6												
6,118,675	1,323,790	4,794,885	5,721	1,175	4,546	4,546	0	0	0	0	0	0
LK_1 Oil Rim												
60,367,653	16,365,866	44,001,787	141,389	40,185	101,204	101,204	0	0	0	0	0	0
Total 1P+1C Undeveloped												
149,017,159	98,756,656	50,260,503	349,770	242,615	107,155	107,155	0	0	0	0	0	0
1P+1C PD & BP & UD												
KH_2 Oil Rim												
5,441,441,024	3,516,568,000	1,924,873,024	9,662,743	5,347,178	4,315,565	4,315,565	0	0	0	0	0	0
LK_2 Oil Rim												
314,845,321	206,393,745	108,451,576	665,841	448,938	216,903	216,903	0	0	0	0	0	0
Total 1P+1C PD & BP & UD												
5,756,286,345	3,722,961,745	2,033,324,600	10,328,584	5,796,116	4,532,468	4,532,468	0	0	0	0	0	0

ADNOC GROSS RESERVES AS OF 12/31/2022

BAB (OND_JV)

Oil (BBLS)			Gas (MMCF)				Condensate (BBLS)			NGL (BBLS)		
Ultimate	Cumulative	Remaining	Ultimate	Cumulative	Remaining	Sales	Ultimate	Cumulative	Remaining	Ultimate	Cumulative	Remaining
Total 1P+1C												
6,341,155,507	**3,967,435,813**	**2,373,719,694**	**11,616,413**	**6,331,985**	**5,284,428**	**5,284,428**	**0**	**0**	**0**	**0**	**0**	**0**
2P+2C												
HA_9												
185,208,329	44,678,435	140,529,894	409,714	100,549	309,166	309,166	0	0	0	0	0	0
HA_8												
241,323,086	87,935,553	153,387,532	430,035	153,937	276,098	276,098	0	0	0	0	0	0
LK-12												
0	0	0	0	0	0	0	0	0	0	0	0	0
Total 2P+2C												
426,531,415	132,613,988	293,917,427	839,749	254,486	585,263	585,264	0	0	0	0	0	0
2P+2C Undeveloped												
KH_1 Oil Rim												
94,100,356	81,067,000	13,033,356	213,767	201,255	12,512	12,512	0	0	0	0	0	0
LK_6												
16,611,975	1,323,790	15,288,185	15,669	1,175	14,493	14,493	0	0	0	0	0	0
LK_1 Oil Rim												
127,920,829	16,365,866	111,554,963	296,761	40,185	256,576	256,576	0	0	0	0	0	0
Total 2P+2C Undeveloped												
238,633,160	98,756,656	139,876,504	526,197	242,615	283,582	283,582	0	0	0	0	0	0
2P+2C BP & UD												
KH_2 Oil Rim												
6,277,790,614	3,516,568,000	2,761,222,614	11,537,839	5,347,178	6,190,661	6,190,661	0	0	0	0	0	0

ADNOC GROSS RESERVES AS OF 12/31/2022

BAB (OND_JV)

Oil (BBLS)			Gas (MMCF)				Condensate (BBLS)			NGL (BBLS)		
Ultimate	Cumulative	Remaining	Ultimate	Cumulative	Remaining	Sales	Ultimate	Cumulative	Remaining	Ultimate	Cumulative	Remaining
2P+2C BP & UD		(continued)										
Total 2P+2C BP & UD												
6,277,790,614	3,516,568,000	2,761,222,614	11,537,839	5,347,178	6,190,661	6,190,661	0	0	0	0	0	0
2P+2C PD & BP & UD												
SH_1 Oil Rim												
312,224,109	13,103,424	299,120,685	732,728	38,768	693,960	693,960	0	0	0	0	0	0
LK_2 Oil Rim												
459,347,903	206,393,745	252,954,158	954,846	448,938	505,908	505,908	0	0	0	0	0	0
Total 2P+2C PD & BP & UD												
771,572,012	219,497,169	552,074,843	1,687,575	487,706	1,199,868	1,199,868	0	0	0	0	0	0
Total 2P+2C												
7,714,527,201	**3,967,435,813**	**3,747,091,388**	**14,591,360**	**6,331,985**	**8,259,374**	**8,259,375**	**0**	**0**	**0**	**0**	**0**	**0**
3P+3C												
HA_9												
199,575,899	44,678,435	154,897,464	441,323	100,549	340,774	340,774	0	0	0	0	0	0
HA_8												
242,527,000	87,935,553	154,591,447	392,845	153,937	238,908	238,908	0	0	0	0	0	0
LK-12												
0	0	0	0	0	0	0	0	0	0	0	0	0
Total 3P+3C												
442,102,899	132,613,988	309,488,911	834,168	254,486	579,682	579,682	0	0	0	0	0	0
3P+3C Undeveloped												
KH_1 Oil Rim												
153,215,959	81,067,000	72,148,959	270,518	201,255	69,263	69,263	0	0	0	0	0	0

ADNOC GROSS RESERVES AS OF 12/31/2022

BAB (OND_JV)

Oil (BBLS)			Gas (MMCF)				Condensate (BBLS)			NGL (BBLS)		
Ultimate	Cumulative	Remaining	Ultimate	Cumulative	Remaining	Sales	Ultimate	Cumulative	Remaining	Ultimate	Cumulative	Remaining
3P+3C Undeveloped (continued)												
LK_6												
20,645,730	1,323,790	19,321,940	19,493	1,175	18,317	18,317	0	0	0	0	0	0
LK_1 Oil Rim												
132,688,839	16,365,866	116,322,973	307,727	40,185	267,543	267,543	0	0	0	0	0	0
Total 3P+3C Undeveloped												
306,550,528	98,756,656	207,793,872	597,738	242,615	355,123	355,123	0	0	0	0	0	0
3P+3C BP & UD												
KH_2 Oil Rim												
6,676,844,028	3,516,568,000	3,160,276,028	12,432,517	5,347,178	7,085,339	7,085,339	0	0	0	0	0	0
Total 3P+3C BP & UD												
6,676,844,028	3,516,568,000	3,160,276,028	12,432,517	5,347,178	7,085,339	7,085,339	0	0	0	0	0	0
3P+3C PD & BP & UD												
SH_1 Oil Rim												
412,412,025	13,103,424	399,308,601	965,164	38,768	926,396	926,396	0	0	0	0	0	0
LK_2 Oil Rim												
505,470,024	206,393,745	299,076,279	1,047,090	448,938	598,153	598,153	0	0	0	0	0	0
Total 3P+3C PD & BP & UD												
917,882,050	219,497,169	698,384,881	2,012,255	487,706	1,524,549	1,524,549	0	0	0	0	0	0
Total 3P+3C												
8,343,379,504	**3,967,435,813**	**4,375,943,691**	**15,876,678**	**6,331,985**	**9,544,693**	**9,544,693**	**0**	**0**	**0**	**0**	**0**	**0**
1P+1C+SFR Low												
HA_9												
103,340,209	44,678,435	58,661,774	229,604	100,549	129,056	129,056	0	0	0	0	0	0

ADNOC GROSS RESERVES AS OF 12/31/2022

BAB (OND_JV)

Oil (BBLS)			Gas (MMCF)				Condensate (BBLS)			NGL (BBLS)		
Ultimate	Cumulative	Remaining	Ultimate	Cumulative	Remaining	Sales	Ultimate	Cumulative	Remaining	Ultimate	Cumulative	Remaining
1P+1C+SFR Low		(continued)										
HA_8												
122,680,303	87,935,553	34,744,750	213,277	153,937	59,340	59,340	0	0	0	0	0	0
LK-12												
0	0	0	0	0	0	0	0	0	0	0	0	0
Total 1P+1C+SFR Low												
226,020,512	132,613,988	93,406,524	442,881	254,486	188,396	188,396	0	0	0	0	0	0
1P+1C+SFR Low Producing												
SH_1 Oil Rim												
209,831,491	13,103,424	196,728,067	495,178	38,768	456,409	456,409	0	0	0	0	0	0
Total 1P+1C+SFR Low Producing												
209,831,491	13,103,424	196,728,067	495,178	38,768	456,409	456,409	0	0	0	0	0	0
1P+1C+SFR Low Undeveloped												
KH_1 Oil Rim												
82,530,831	81,067,000	1,463,831	202,660	201,255	1,405	1,405	0	0	0	0	0	0
LK_6												
16,707,472	1,323,790	15,383,682	15,759	1,175	14,584	14,584	0	0	0	0	0	0
LK_1 Oil Rim												
60,367,653	16,365,866	44,001,787	141,389	40,185	101,204	101,204	0	0	0	0	0	0
Total 1P+1C+SFR Low Undevelop												
159,605,956	98,756,656	60,849,300	359,808	242,615	117,193	117,193	0	0	0	0	0	0
1P+1C+SFR Low PD & BP & UD												
KH_2 Oil Rim												
5,441,441,024	3,516,568,000	1,924,873,024	9,662,743	5,347,178	4,315,565	4,315,565	0	0	0	0	0	0
LK_2 Oil Rim												
314,845,321	206,393,745	108,451,576	665,841	448,938	216,903	216,903	0	0	0	0	0	0

Oil (BBLS)			Gas (MMCF)				Condensate (BBLS)			NGL (BBLS)		
Ultimate	Cumulative	Remaining	Ultimate	Cumulative	Remaining	Sales	Ultimate	Cumulative	Remaining	Ultimate	Cumulative	Remaining
1P+1C+SFR Low PD & BP & UD (continued)												
Total 1P+1C+SFR Low PD & BP &												
5,756,286,345	3,722,961,745	2,033,324,600	10,328,584	5,796,116	4,532,468	4,532,468	0	0	0	0	0	0
Total 1P+1C+SFR Low												
6,351,744,304	**3,967,435,813**	**2,384,308,491**	**11,626,452**	**6,331,985**	**5,294,467**	**5,294,467**	**0**	**0**	**0**	**0**	**0**	**0**
2P+2C+SFR Best												
HA_9												
237,619,153	44,678,435	192,940,718	525,018	100,549	424,470	424,470	0	0	0	0	0	0
HA_8												
255,605,086	87,935,553	167,669,532	455,742	153,937	301,805	301,805	0	0	0	0	0	0
LK-12												
58,925,000	0	58,925,000	71,712	0	71,712	71,712	0	0	0	0	0	0
Total 2P+2C+SFR Best												
552,149,239	132,613,988	419,535,251	1,052,472	254,486	797,986	797,986	0	0	0	0	0	0
2P+2C+SFR Best Undeveloped												
KH_1 Oil Rim												
94,100,356	81,067,000	13,033,356	213,767	201,255	12,512	12,512	0	0	0	0	0	0
LK_6												
27,713,786	1,323,790	26,389,996	26,193	1,175	25,018	25,018	0	0	0	0	0	0
LK_1 Oil Rim												
127,920,829	16,365,866	111,554,963	296,761	40,185	256,576	256,576	0	0	0	0	0	0
Total 2P+2C+SFR Best Undevelop												
249,734,971	98,756,656	150,978,315	536,721	242,615	294,106	294,106	0	0	0	0	0	0
2P+2C+SFR Best BP & UD												

ADNOC GROSS RESERVES AS OF 12/31/2022

BAB (OND_JV)

Oil (BBLS)			Gas (MMCF)				Condensate (BBLS)			NGL (BBLS)		
Ultimate	Cumulative	Remaining	Ultimate	Cumulative	Remaining	Sales	Ultimate	Cumulative	Remaining	Ultimate	Cumulative	Remaining
2P+2C+SFR Best BP & UD (continued)												
KH_2 Oil Rim												
6,494,597,624	3,516,568,000	2,978,029,624	12,023,920	5,347,178	6,676,742	6,676,742	0	0	0	0	0	0
Total 2P+2C+SFR Best BP & UD												
6,494,597,624	3,516,568,000	2,978,029,624	12,023,920	5,347,178	6,676,742	6,676,742	0	0	0	0	0	0
2P+2C+SFR Best PD & BP & UD												
SH_1 Oil Rim												
312,224,109	13,103,424	299,120,685	732,728	38,768	693,960	693,960	0	0	0	0	0	0
LK_2 Oil Rim												
519,847,903	206,393,745	313,454,158	1,075,846	448,938	626,908	626,908	0	0	0	0	0	0
Total 2P+2C+SFR Best PD & BP												
832,072,012	219,497,169	612,574,843	1,808,575	487,706	1,320,868	1,320,868	0	0	0	0	0	0
Total 2P+2C+SFR Best												
8,128,553,847	**3,967,435,813**	**4,161,118,034**	**15,421,689**	**6,331,985**	**9,089,703**	**9,089,703**	**0**	**0**	**0**	**0**	**0**	**0**
3P+3C+SFR High												
HA_9												
263,745,245	44,678,435	219,066,810	582,496	100,549	481,947	481,947	0	0	0	0	0	0
HA_8												
262,000,345	87,935,553	174,064,792	431,392	153,937	277,455	277,455	0	0	0	0	0	0
LK-12												
70,710,000	0	70,710,000	86,054	0	86,054	86,054	0	0	0	0	0	0
Total 3P+3C+SFR High												
596,455,590	132,613,988	463,841,602	1,099,942	254,486	845,456	845,456	0	0	0	0	0	0
3P+3C+SFR High Undeveloped												

ADNOC GROSS RESERVES AS OF 12/31/2022

BAB (OND_JV)

Oil (BBLS)			Gas (MMCF)				Condensate (BBLS)			NGL (BBLS)		
Ultimate	Cumulative	Remaining	Ultimate	Cumulative	Remaining	Sales	Ultimate	Cumulative	Remaining	Ultimate	Cumulative	Remaining
3P+3C+SFR High Undeveloped (continued)												
KH_1 Oil Rim												
153,215,959	81,067,000	72,148,959	270,518	201,255	69,263	69,263	0	0	0	0	0	0
LK_6												
28,256,758	1,323,790	26,932,968	26,708	1,175	25,532	25,532	0	0	0	0	0	0
LK_1 Oil Rim												
142,769,839	16,365,866	126,403,973	330,914	40,185	290,729	290,729	0	0	0	0	0	0
Total 3P+3C+SFR High Undevelop												
324,242,556	98,756,656	225,485,900	628,140	242,615	385,525	385,525	0	0	0	0	0	0
3P+3C+SFR High BP & UD												
KH_2 Oil Rim												
7,581,277,244	3,516,568,000	4,064,709,244	14,460,256	5,347,178	9,113,078	9,113,078	0	0	0	0	0	0
Total 3P+3C+SFR High BP & UD												
7,581,277,244	3,516,568,000	4,064,709,244	14,460,256	5,347,178	9,113,078	9,113,078	0	0	0	0	0	0
3P+3C+SFR High PD & BP & UD												
SH_1 Oil Rim												
412,412,025	13,103,424	399,308,601	965,164	38,768	926,396	926,396	0	0	0	0	0	0
LK_2 Oil Rim												
585,800,024	206,393,745	379,406,279	1,207,750	448,938	758,813	758,813	0	0	0	0	0	0
Total 3P+3C+SFR High PD & BP												
998,212,050	219,497,169	778,714,881	2,172,915	487,706	1,685,209	1,685,209	0	0	0	0	0	0
Total 3P+3C+SFR High												
9,500,187,440	**3,967,435,813**	**5,532,751,627**	**18,361,252**	**6,331,985**	**12,029,267**	**12,029,267**	**0**	**0**	**0**	**0**	**0**	**0**

Well Number/Lease						
Reservoir Name	SH_1	SH_1	SH_1	SH_1	SH_1	SH_1
Fault Block	Oil Rim	Oil Rim	Oil Rim	Oil Rim	Oil Rim	Oil Rim
Category	1P	2P	3P	1P+1C	2P+2C	3P+3C
Status	Producing	PD & BP & UD	PD & BP & UD	Producing	PD & BP & UD	PD & BP & UD
Type of Accumulation	Oil	Oil	Oil	Oil	Oil	Oil
Average Depth, ft.	-8390	-8390	-8390	-8390	-8390	-8390
Limiting Contact, ft.	-8550 Est OWC	-8550 Est OWC	-8550 Est OWC	-8550 Est OWC	-8550 Est OWC	-8550 Est OWC
Reservoir Area, acre	178,197.0	178,197.0	249,674.0	178,197.0	178,197.0	249,674.0
Net Pay, ft.	27.1	30.4	58.2	27.1	30.4	58.2
Reservoir Volume, AF	4,825,790.0	5,418,420.0	14,540,142.0	4,825,790.0	5,418,420.0	14,540,142.0
Avg. Porosity, %	13.20%	12.80%	12.53%	13.20%	12.80%	12.53%
Avg. Water Saturation, %	55.30%	56.13%	81.34%	55.30%	56.13%	81.34%
Orig. Temperature, R	710	710	710	710	710	710
Orig. BHP, psia	4,195	4,195	4,195	4,195	4,195	4,195
Sep. Gas Gravity	0	0	0	0	0	0
Liquid Gravity, API						
Zi or Boi	Boi: 1.75	Boi: 1.75	Boi: 1.75	Boi: 1.75	Boi: 1.75	Boi: 1.75
OOIP Bbl/AF or WGIP Mcf/AF	OOIP: 261.6	OOIP: 248.8	OOIP: 103.7	OOIP: 261.6	OOIP: 248.8	OOIP: 103.7
GOR scf/Bbl or Yield Bbl/MMcf	GOR: 1660	GOR: 1660	GOR: 1660	GOR: 1660	GOR: 1660	GOR: 1660
Type of Estimate						
DRY GAS (MMcf)						
Shrinkage Factor, %	0.00%	0.00%	0.00%	0.00%	0.00%	0.00%
Orig. GIP	2,095,413	2,238,264	2,501,792	2,095,413	2,238,264	2,501,792
Rec. Factor %	22.14%	23.54%	23.13%	22.14%	30.67%	36.27%
Ultimate Res.	463,961	526,987	578,742	463,961	686,523	907,410
Cumulative Prod.	28,725	28,725	28,725	28,725	28,725	28,725
Remaining Res.	435,236	498,262	550,017	435,236	657,798	878,685
Plant and F&S Losses, %	0.00%	0.00%	0.00%	0.00%	0.00%	0.00%
Remaining Sales Gas	435,236	498,262	550,017	435,236	657,798	878,685
COND (bbls)						
Avg. Life Yield, Bbl/MMcf	0.00	0.00	0.00	0.00	0.00	0.00
Ultimate Res.	0	0	0	0	0	0
Cumulative Prod.	0	0	0	0	0	0
Remaining Res.	0	0	0	0	0	0
OIL (bbls)						
Orig OIP	1,262,297,145	1,348,351,578	1,507,103,522	1,262,297,145	1,348,351,578	1,507,103,522
Rec. Factor %	15.88%	16.88%	16.58%	15.88%	21.98%	25.98%
Ultimate Res.	200,398,100	227,564,526	249,872,470	200,398,100	296,329,751	391,539,757
Cumulative Prod.	12,796,248	12,796,248	12,796,248	12,796,248	12,796,248	12,796,248
Remaining Res.	187,601,851	214,768,278	237,076,221	187,601,851	283,533,502	378,743,509
PLANT PROD (bbls)						
Avg. Future Yield, Bbl/MMcf	0.00	0.00	0.00	0.00	0.00	0.00
Remaining Total	0	0	0	0	0	0
Remaining Lease Share	0	0	0	0	0	0
Remaining Plant Share	0	0	0	0	0	0
Footnotes						
Sort Order Number	10	20	30	40	50	60

Group Code:
Field Code: 20499

The reserves presented herein may differ from the forecast due to economic limits being reached.
RYDER SCOTT COMPANY PETROLEUM CONSULTANTS — TBPE FIRM LICENSE No. F-1580

Well Number/Lease						
Reservoir Name	SH_1	SH_1	SH_1	KH_2	KH_2	KH_2
Fault Block	Oil Rim	Oil Rim	Oil Rim	Oil Rim	Oil Rim	Oil Rim
Category	1P+1C+SFR Low	2P+2C+SFR Best	3P+3C+SFR High	1P	2P	3P
Status	Producing	PD & BP & UD	PD & BP & UD	PD & BP & UD	PD & BP & UD	PD & BP & UD
Type of Accumulation	Oil	Oil	Oil	Oil	Oil	Oil
Average Depth, ft.	-8390	-8390	-8390	-8395	-8435	-8435
Limiting Contact, ft.	-8550 Est OWC	-8550 Est OWC	-8550 Est OWC	C Est EconOWC	-8640 Est OWC	C Est EconOWC
Reservoir Area, acre	178,197.0	178,197.0	249,674.0	168,773.0	235,366.0	235,366.0
Net Pay, ft.	27.1	30.4	58.2	88.0	99.6	99.6
Reservoir Volume, AF	4,825,790.0	5,418,420.0	14,540,142.0	14,847,002.0	23,443,203.0	23,443,203.0
Avg. Porosity, %	13.20%	12.80%	12.53%	23.80%	22.10%	22.13%
Avg. Water Saturation, %	55.30%	56.13%	81.34%	19.80%	33.30%	33.28%
Orig. Temperature, R	710	710	710	710	710	710
Orig. BHP, psia	4,195	4,195	4,195	4,178	4,178	4,178
Sep. Gas Gravity	0	0	0	0.779	0.779	0.779
Liquid Gravity, API				41.0	41.0	41.0
Zi or Boi	Boi: 1.75	Boi: 1.75	Boi: 1.75	Boi: 1.75	Boi: 1.75	Boi: 1.75
OOIP Bbl/AF or WGIP Mcf/AF	OOIP: 261.6	OOIP: 248.8	OOIP: 103.7	OOIP: 846.4	OOIP: 653.7	OOIP: 654.7
GOR scf/Bbl or Yield Bbl/MMcf	GOR: 1660	GOR: 1660	GOR: 1660	GOR: 1200	GOR: 1200	GOR: 1200
Type of Estimate						
DRY GAS (MMcf)						
Shrinkage Factor, %	0.00%	0.00%	0.00%	0.00%	0.00%	0.00%
Orig. GIP	2,095,413	2,238,264	2,501,792	15,080,202	18,388,747	18,419,230
Rec. Factor %	22.14%	30.67%	36.27%	45.58%	48.38%	51.56%
Ultimate Res.	463,961	686,523	907,410	6,873,925	8,896,419	9,497,785
Cumulative Prod.	28,725	28,725	28,725	3,063,533	3,063,533	3,063,533
Remaining Res.	435,236	657,798	878,685	3,810,392	5,832,886	6,434,252
Plant and F&S Losses, %	0.00%	0.00%	0.00%	0.00%	0.00%	0.00%
Remaining Sales Gas	435,236	657,798	878,685	3,810,392	5,832,886	6,434,252
COND (bbls)						
Avg. Life Yield, Bbl/MMcf	0.00	0.00	0.00	0.00	0.00	0.00
Ultimate Res.	0	0	0	0	0	0
Cumulative Prod.	0	0	0	0	0	0
Remaining Res.	0	0	0	0	0	0
OIL (bbls)						
Orig OIP	1,262,297,145	1,348,351,578	1,507,103,522	12,566,835,229	15,323,955,575	15,349,358,451
Rec. Factor %	15.88%	21.98%	25.98%	49.99%	50.43%	53.14%
Ultimate Res.	200,398,100	296,329,751	391,539,757	6,282,546,386	7,727,184,511	8,156,732,132
Cumulative Prod.	12,796,248	12,796,248	12,796,248	3,560,837,501	3,560,837,501	3,560,837,501
Remaining Res.	187,601,851	283,533,502	378,743,509	2,721,708,885	4,166,347,010	4,595,894,631
PLANT PROD (bbls)						
Avg. Future Yield, Bbl/MMcf	0.00	0.00	0.00	0.00	0.00	0.00
Remaining Total	0	0	0	0	0	0
Remaining Lease Share	0	0	0	0	0	0
Remaining Plant Share	0	0	0	0	0	0
Footnotes				Exclude dense layers Solution GOR forecast		No Cutoffs
Sort Order Number	70	80	90	110	120	130
Group Code:						
Field Code: 20499						

Well Number/Lease						
Reservoir Name	KH_2	KH_2	KH_2	KH_2	KH_2	KH_2
Fault Block	Oil Rim	Oil Rim	Oil Rim	Oil Rim	Oil Rim	Oil Rim
Category	1P+1C	2P+2C	3P+3C	1P+1C+SFR Low	2P+2C+SFR Best	3P+3C+SFR High
Status	PD & BP & UD	BP & UD	BP & UD	PD & BP & UD	BP & UD	BP & UD
Type of Accumulation	Oil	Oil	Oil	Oil	Oil	Oil
Average Depth, ft.	-8395	-8435	-8435	-8395	-8435	-8435
Limiting Contact, ft.	C Est EconOWC	-8640 Est OWC	-8640 Est OWC	C Est EconOWC	C Est EconOWC	C Est EconOWC
Reservoir Area, acre	168,773.0	235,366.0	235,366.0	168,773.0	235,366.0	235,366.0
Net Pay, ft.	88.0	99.6	99.6	88.0	99.6	99.6
Reservoir Volume, AF	14,847,002.0	23,443,203.0	23,443,203.0	14,847,002.0	23,443,203.0	23,443,203.0
Avg. Porosity, %	23.80%	22.10%	22.13%	23.80%	22.10%	22.13%
Avg. Water Saturation, %	19.80%	33.30%	33.28%	19.80%	33.30%	33.28%
Orig. Temperature, R	710	710	710	710	710	710
Orig. BHP, psia	4,178	4,178	4,178	4,178	4,178	4,178
Sep. Gas Gravity	0.779	0.779	0.779	0.779	0.779	0.779
Liquid Gravity, API	41.0	41.0	41.0	41.0	41.0	41.0
Zi or Boi	Boi: 1.75	Boi: 1.75	Boi: 1.75	Boi: 1.75	Boi: 1.75	Boi: 1.75
OOIP Bbl/AF or WGIP Mcf/AF	OOIP: 846.4	OOIP: 653.7	OOIP: 654.7	OOIP: 846.4	OOIP: 653.7	OOIP: 654.7
GOR scf/Bbl or Yield Bbl/MMcf	GOR: 1200	GOR: 1200	GOR: 1200	GOR: 1200	GOR: 1200	GOR: 1200
Type of Estimate						
DRY GAS (MMcf)						
Shrinkage Factor, %	0.00%	0.00%	0.00%	0.00%	0.00%	0.00%
Orig. GIP	15,080,202	18,388,747	18,419,230	15,080,202	18,388,747	18,419,230
Rec. Factor %	54.44%	58.00%	61.23%	54.44%	58.00%	61.23%
Ultimate Res.	8,210,337	10,665,492	11,277,634	8,210,337	10,665,492	11,277,634
Cumulative Prod.	3,063,533	3,063,533	3,063,533	3,063,533	3,063,533	3,063,533
Remaining Res.	5,146,804	7,601,959	8,214,101	5,146,804	7,601,959	8,214,101
Plant and F&S Losses, %	0.00%	0.00%	0.00%	0.00%	0.00%	0.00%
Remaining Sales Gas	5,146,804	7,601,959	8,214,101	5,146,804	7,601,959	8,214,101
COND (bbls)						
Avg. Life Yield, Bbl/MMcf	0.00	0.00	0.00	0.00	0.00	0.00
Ultimate Res.	0	0	0	0	0	0
Cumulative Prod.	0	0	0	0	0	0
Remaining Res.	0	0	0	0	0	0
OIL (bbls)						
Orig OIP	12,566,835,229	15,323,955,575	15,349,358,451	12,566,835,229	15,323,955,575	15,349,358,451
Rec. Factor %	57.59%	58.67%	61.42%	57.59%	58.67%	61.42%
Ultimate Res.	7,237,126,008	8,990,808,594	9,428,052,454	7,237,126,008	8,990,808,594	9,428,052,454
Cumulative Prod.	3,560,837,501	3,560,837,501	3,560,837,501	3,560,837,501	3,560,837,501	3,560,837,501
Remaining Res.	3,676,288,507	5,429,971,093	5,867,214,953	3,676,288,507	5,429,971,093	5,867,214,953
PLANT PROD (bbls)						
Avg. Future Yield, Bbl/MMcf	0.00	0.00	0.00	0.00	0.00	0.00
Remaining Total	0	0	0	0	0	0
Remaining Lease Share	0	0	0	0	0	0
Remaining Plant Share	0	0	0	0	0	0
Footnotes	Exclude dense layers Solution GOR forecast	Incremental Recovery to 2P OOIP Check RF!!!	Incremental Recovery to 3P OOIP Check RF!!!	Exclude dense layers Solution GOR forecast	Incremental Recovery to 2P OOIP Check RF!!!	Incremental Recovery to 3P OOIP Check RF!!!
Sort Order Number	140	150	160	170	180	190

Group Code:
Field Code: 20499

The reserves presented herein may differ from the forecast due to economic limits being reached.
RYDER SCOTT COMPANY PETROLEUM CONSULTANTS — TBPE FIRM LICENSE No. F-1580

Well Number/Lease						
Reservoir Name	KH_1	KH_1	KH_1	KH_1	KH_1	KH_1
Fault Block	Oil Rim	Oil Rim	Oil Rim	Oil Rim	Oil Rim	Oil Rim
Category	1P	2P	3P	1P+1C	2P+2C	3P+3C
Status	Undeveloped	Undeveloped	Undeveloped	Undeveloped	Undeveloped	Undeveloped
Type of Accumulation	Oil	Oil	Oil	Oil	Oil	Oil
Average Depth, ft.	-8728	-8760	-8436	-8728	-8760	-8436
Limiting Contact, ft.	-8755 Est OWC	-8820 Est OWC	-8700 GOC	-8755 Est OWC	-8820 Est OWC	-8700 GOC
Reservoir Area, acre	74,280.0	116,041.0	116,041.0	74,280.0	116,041.0	116,041.0
Net Pay, ft.	17.6	15.5	22.5	17.6	15.5	22.5
Reservoir Volume, AF	1,304,213.0	1,793,093.0	2,615,810.0	1,304,213.0	1,793,093.0	2,615,810.0
Avg. Porosity, %	20.10%	20.30%	17.70%	20.10%	20.30%	17.70%
Avg. Water Saturation, %	50.50%	56.80%	65.00%	50.50%	56.80%	65.00%
Orig. Temperature, R	720	710	710	720	710	710
Orig. BHP, psia	4,315	4,340	4,340	4,315	4,340	4,340
Sep. Gas Gravity	0.681	0	0	0.681	0	0
Liquid Gravity, API	34.0			34.0		
Zi or Boi	Boi: 1.477	Boi: 1.477	Boi: 1.477	Boi: 1.477	Boi: 1.477	Boi: 1.477
OOIP Bbl/AF or WGIP Mcf/AF	OOIP: 522.6	OOIP: 460.6	OOIP: 325.4	OOIP: 522.6	OOIP: 460.6	OOIP: 325.4
GOR scf/Bbl or Yield Bbl/MMcf	GOR: 850	GOR: 850	GOR: 850	GOR: 850	GOR: 850	GOR: 850
Type of Estimate	Volumetric	Material Balance	Material Balance	Volumetric	Material Balance	Material Balance
DRY GAS (MMcf)						
Shrinkage Factor, %	0.00%	0.00%	0.00%	0.00%	0.00%	0.00%
Orig. GIP	579,346	702,054	723,495	579,346	702,054	723,495
Rec. Factor %	27.95%	23.14%	22.84%	27.95%	24.65%	40.20%
Ultimate Res.	161,934	162,487	165,237	161,934	173,040	290,829
Cumulative Prod.	160,528	160,528	160,528	160,528	160,528	160,528
Remaining Res.	1,405	1,959	4,708	1,405	12,512	130,301
Plant and F&S Losses, %	0.00%	0.00%	0.00%	0.00%	0.00%	0.00%
Remaining Sales Gas	1,405	1,959	4,708	1,405	12,512	130,301
COND (bbls)						
Avg. Life Yield, Bbl/MMcf	0.00	0.00	0.00	0.00	0.00	0.00
Ultimate Res.	0	0	0	0	0	0
Cumulative Prod.	0	0	0	0	0	0
Remaining Res.	0	0	0	0	0	0
OIL (bbls)						
Orig OIP	681,583,489	825,946,429	851,170,937	681,583,489	825,946,429	851,170,937
Rec. Factor %	12.25%	10.18%	10.22%	12.25%	11.51%	25.59%
Ultimate Res.	83,526,441	84,102,938	86,967,101	83,526,441	95,095,966	217,792,451
Cumulative Prod.	82,062,610	82,062,610	82,062,610	82,062,610	82,062,610	82,062,610
Remaining Res.	1,463,831	2,040,329	4,904,491	1,463,831	13,033,356	135,729,841
PLANT PROD (bbls)						
Avg. Future Yield, Bbl/MMcf	0.00	0.00	0.00	0.00	0.00	0.00
Remaining Total	0	0	0	0	0	0
Remaining Lease Share	0	0	0	0	0	0
Remaining Plant Share	0	0	0	0	0	0
Footnotes	exclude PHI<5%, SW>90%	exclude PHI<5%, SW>90%	No cutoffs	exclude PHI<5%, SW>90%	exclude PHI<5%, SW>90%	No cutoffs
Sort Order Number	210	220	230	240	250	260

Group Code:
Field Code: 20499

Well Number/Lease						
Reservoir Name	KH_1	KH_1	KH_1	LK_6	LK_6	LK_6
Fault Block	Oil Rim	Oil Rim	Oil Rim			
Category	1P+1C+SFR Low	2P+2C+SFR Best	3P+3C+SFR High	1P	2P	3P
Status	Undeveloped	Undeveloped	Undeveloped	Undeveloped	Undeveloped	Undeveloped
Type of Accumulation	Oil	Oil	Oil	Oil	Oil	Oil
Average Depth, ft.	-8728	-8760	-8436	-8867	-8885	-8885
Limiting Contact, ft.	-8755 Est OWC	-8820 Est OWC	-8700 GOC	-8952 Est OWC	-8987 Est OWC	-8987 Est OWC
Reservoir Area, acre	74,280.0	116,041.0	116,041.0	21,384.0	28,313.0	28,313.0
Net Pay, ft.	17.6	15.5	22.5	20.4	17.2	27.3
Reservoir Volume, AF	1,304,213.0	1,793,093.0	2,615,810.0	435,606.0	487,595.0	772,926.0
Avg. Porosity, %	20.10%	20.30%	17.70%	9.84%	9.97%	8.34%
Avg. Water Saturation, %	50.50%	56.80%	65.00%	53.31%	55.28%	65.35%
Orig. Temperature, R	720	710	710	718	718	718
Orig. BHP, psia	4,315	4,340	4,340	4,445	4,445	4,445
Sep. Gas Gravity	0.681	0	0	0	0	0
Liquid Gravity, API	34.0					
Zi or Boi	Boi: 1.477	Boi: 1.477	Boi: 1.477	Boi: 1.515	Boi: 1.515	Boi: 1.515
OOIP Bbl/AF or WGIP Mcf/AF	OOIP: 522.6	OOIP: 460.6	OOIP: 325.4	OOIP: 235.3	OOIP: 228.3	OOIP: 148
GOR scf/Bbl or Yield Bbl/MMcf	GOR: 850	GOR: 850	GOR: 850	GOR: 1110	GOR: 1110	GOR: 1110
Type of Estimate	Volumetric	Material Balance	Material Balance			
DRY GAS (MMcf)						
Shrinkage Factor, %	0.00%	0.00%	0.00%	0.00%	0.00%	0.00%
Orig. GIP	579,346	702,054	723,495	113,756	123,571	126,960
Rec. Factor %	27.95%	24.65%	40.20%	0.86%	0.79%	0.77%
Ultimate Res.	161,934	173,040	290,829	978	978	978
Cumulative Prod.	160,528	160,528	160,528	978	978	978
Remaining Res.	1,405	12,512	130,301	0	0	0
Plant and F&S Losses, %	0.00%	0.00%	0.00%	0.00%	0.00%	0.00%
Remaining Sales Gas	1,405	12,512	130,301	0	0	0
COND (bbls)						
Avg. Life Yield, Bbl/MMcf	0.00	0.00	0.00	0.00	0.00	0.00
Ultimate Res.	0	0	0	0	0	0
Cumulative Prod.	0	0	0	0	0	0
Remaining Res.	0	0	0	0	0	0
OIL (bbls)						
Orig OIP	681,583,489	825,946,429	851,170,937	102,482,561	111,325,163	114,378,487
Rec. Factor %	12.25%	11.51%	25.59%	1.09%	1.00%	0.98%
Ultimate Res.	83,526,441	95,095,966	217,792,451	1,115,503	1,115,503	1,115,503
Cumulative Prod.	82,062,610	82,062,610	82,062,610	1,115,503	1,115,503	1,115,503
Remaining Res.	1,463,831	13,033,356	135,729,841	0	0	0
PLANT PROD (bbls)						
Avg. Future Yield, Bbl/MMcf	0.00	0.00	0.00	0.00	0.00	0.00
Remaining Total	0	0	0	0	0	0
Remaining Lease Share	0	0	0	0	0	0
Remaining Plant Share	0	0	0	0	0	0
Footnotes	exclude PHI<5%, SW>90%	exclude PHI<5%, SW>90%	No cutoffs			
Sort Order Number	270	280	290	310	320	330

Group Code:
Field Code: 20499

Well Number/Lease						
Reservoir Name	LK_6	LK_6	LK_6	LK_6	LK_6	LK_6
Fault Block						
Category	1P+1C	2P+2C	3P+3C	1P+1C+SFR Low	2P+2C+SFR Best	3P+3C+SFR High
Status	Undeveloped	Undeveloped	Undeveloped	Undeveloped	Undeveloped	Undeveloped
Type of Accumulation	Oil	Oil	Oil	Oil	Oil	Oil
Average Depth, ft.	-8867	-8885	-8885	-8867	-8885	-8885
Limiting Contact, ft.	-8952 Est OWC	-8987 Est OWC	-8987 Est OWC	-8952 Est OWC	-8987 Est OWC	-8987 Est OWC
Reservoir Area, acre	21,384.0	28,313.0	28,313.0	21,384.0	28,313.0	28,313.0
Net Pay, ft.	20.4	17.2	27.3	20.4	17.2	27.3
Reservoir Volume, AF	435,606.0	487,595.0	772,926.0	435,606.0	487,595.0	772,926.0
Avg. Porosity, %	9.84%	9.97%	8.34%	9.84%	9.97%	8.34%
Avg. Water Saturation, %	53.31%	55.28%	65.35%	53.31%	55.28%	65.35%
Orig. Temperature, R	718	718	718	718	718	718
Orig. BHP, psia	4,445	4,445	4,445	4,445	4,445	4,445
Sep. Gas Gravity	0	0	0	0	0	0
Liquid Gravity, API						
Zi or Boi	Boi: 1.515	Boi: 1.515	Boi: 1.515	Boi: 1.515	Boi: 1.515	Boi: 1.515
OOIP Bbl/AF or WGIP Mcf/AF	OOIP: 235.3	OOIP: 228.3	OOIP: 148	OOIP: 235.3	OOIP: 228.3	OOIP: 148
GOR scf/Bbl or Yield Bbl/MMcf	GOR: 1110	GOR: 1110	GOR: 1110	GOR: 1110	GOR: 1110	GOR: 1110
Type of Estimate						
DRY GAS (MMcf)						
Shrinkage Factor, %	0.00%	0.00%	0.00%	0.00%	0.00%	0.00%
Orig. GIP	113,756	123,571	126,960	113,756	123,571	126,960
Rec. Factor %	5.03%	13.04%	15.79%	15.14%	16.67%	18.29%
Ultimate Res.	5,725	16,114	20,050	17,223	20,603	23,225
Cumulative Prod.	978	978	978	978	978	978
Remaining Res.	4,747	15,135	19,072	16,245	19,625	22,247
Plant and F&S Losses, %	0.00%	0.00%	0.00%	0.00%	0.00%	0.00%
Remaining Sales Gas	4,747	15,135	19,072	16,245	19,625	22,247
COND (bbls)						
Avg. Life Yield, Bbl/MMcf	0.00	0.00	0.00	0.00	0.00	0.00
Ultimate Res.	0	0	0	0	0	0
Cumulative Prod.	0	0	0	0	0	0
Remaining Res.	0	0	0	0	0	0
OIL (bbls)						
Orig OIP	102,482,561	111,325,163	114,378,487	102,482,561	111,325,163	114,378,487
Rec. Factor %	5.77%	14.73%	17.82%	17.10%	18.81%	20.62%
Ultimate Res.	5,910,388	16,403,688	20,379,839	17,524,213	20,938,713	23,586,816
Cumulative Prod.	1,115,503	1,115,503	1,115,503	1,115,503	1,115,503	1,115,503
Remaining Res.	4,794,885	15,288,185	19,264,336	16,408,710	19,823,210	22,471,313
PLANT PROD (bbls)						
Avg. Future Yield, Bbl/MMcf	0.00	0.00	0.00	0.00	0.00	0.00
Remaining Total	0	0	0	0	0	0
Remaining Lease Share	0	0	0	0	0	0
Remaining Plant Share	0	0	0	0	0	0
Footnotes						
Sort Order Number	340	350	360	370	380	390
Group Code:						
Field Code: 20499						

Well Number/Lease						
Reservoir Name	LK_2	LK_2	LK_2	LK_2	LK_2	LK_2
Fault Block	Oil Rim	Oil Rim	Oil Rim	Oil Rim	Oil Rim	Oil Rim
Category	1P	2P	3P	1P+1C	2P+2C	3P+3C
Status	PD & BP & UD	PD & BP & UD	PD & BP & UD	PD & BP & UD	PD & BP & UD	PD & BP & UD
Type of Accumulation	Oil	Oil	Oil	Oil	Oil	Oil
Average Depth, ft.	-9655	-9655	-9655	-9655	-9655	-9655
Limiting Contact, ft.	-9800 Est OWC	-9800 OWC	-9800 OWC	-9800 Est OWC	-9800 Est OWC	-9800 Est OWC
Reservoir Area, acre	143,021.0	143,021.0	143,021.0	143,021.0	143,021.0	143,021.0
Net Pay, ft.	13.6	20.8	20.8	13.6	20.8	20.8
Reservoir Volume, AF	1,946,047.0	2,968,055.0	2,968,055.0	1,946,047.0	2,968,055.0	2,968,055.0
Avg. Porosity, %	18.06%	16.30%	16.30%	18.06%	16.30%	16.30%
Avg. Water Saturation, %	38.99%	43.59%	43.59%	38.99%	43.59%	43.59%
Orig. Temperature, R	732	732	732	732	732	732
Orig. BHP, psia	4,815	4,815	4,815	4,815	4,815	4,815
Sep. Gas Gravity	0.810	0.810	0.810	0.810	0.810	0.810
Liquid Gravity, API	43.0	43.0	43.0	43.0	43.0	43.0
Zi or Boi	Boi: 1.802	Boi: 1.802	Boi: 1.802	Boi: 1.802	Boi: 1.802	Boi: 1.802
OOIP Bbl/AF or WGIP Mcf/AF	OOIP: 474.4	OOIP: 395.8	OOIP: 395.8	OOIP: 474.4	OOIP: 395.8	OOIP: 395.8
GOR scf/Bbl or Yield Bbl/MMcf	GOR: 1435	GOR: 1435	GOR: 1435	GOR: 1435	GOR: 1435	GOR: 1435
Type of Estimate	Volumetric	Volumetric	Volumetric	Volumetric	Volumetric	Volumetric
DRY GAS (MMcf)						
Shrinkage Factor, %	0.00%	0.00%	0.00%	0.00%	0.00%	0.00%
Orig. GIP	1,324,791	1,685,595	1,685,595	1,324,791	1,685,595	1,685,595
Rec. Factor %	55.36%	56.36%	61.66%	56.34%	57.33%	71.28%
Ultimate Res.	733,428	949,960	1,039,260	746,350	966,410	1,201,410
Cumulative Prod.	435,830	435,830	435,830	435,830	435,830	435,830
Remaining Res.	297,598	514,129	603,429	310,519	530,580	765,579
Plant and F&S Losses, %	0.00%	0.00%	0.00%	0.00%	0.00%	0.00%
Remaining Sales Gas	297,598	514,129	603,429	310,519	530,580	765,579
COND (bbls)						
Avg. Life Yield, Bbl/MMcf	0.00	0.00	0.00	0.00	0.00	0.00
Ultimate Res.	0	0	0	0	0	0
Cumulative Prod.	0	0	0	0	0	0
Remaining Res.	0	0	0	0	0	0
OIL (bbls)						
Orig OIP	923,199,329	1,174,630,798	1,174,630,798	923,199,329	1,174,630,798	1,174,630,798
Rec. Factor %	38.29%	39.31%	43.11%	38.99%	40.01%	50.02%
Ultimate Res.	353,509,255	461,775,002	506,425,005	359,970,000	470,000,234	587,500,000
Cumulative Prod.	204,710,389	204,710,389	204,710,389	204,710,389	204,710,389	204,710,389
Remaining Res.	148,798,866	257,064,613	301,714,616	155,259,611	265,289,845	382,789,611
PLANT PROD (bbls)						
Avg. Future Yield, Bbl/MMcf	0.00	0.00	0.00	0.00	0.00	0.00
Remaining Total	0	0	0	0	0	0
Remaining Lease Share	0	0	0	0	0	0
Remaining Plant Share	0	0	0	0	0	0
Footnotes						
Sort Order Number	410	420	430	440	450	460
Group Code:						
Field Code: 20499						

Well Number/Lease						
Reservoir Name	LK_2	LK_2	LK_2	LK_1	LK_1	LK_1
Fault Block	Oil Rim	Oil Rim	Oil Rim	Oil Rim	Oil Rim	Oil Rim
Category	1P+1C+SFR Low	2P+2C+SFR Best	3P+3C+SFR High	1P	2P	3P
Status	PD & BP & UD	PD & BP & UD	PD & BP & UD	PD & BP & UD	PD & BP & UD	PD & BP & UD
Type of Accumulation	Oil	Oil	Oil	Oil	Oil	Oil
Average Depth, ft.	-9655	-9665	-9665	-9550	-9550	-9550
Limiting Contact, ft.	-9800 Est OWC	-9820 Est OWC	-9820 Est OWC	-9770 OWC	-9770 OWC	-9770 OWC
Reservoir Area, acre	143,021.0	143,021.0	143,021.0	76,485.0	76,485.0	76,485.0
Net Pay, ft.	13.6	20.8	20.8	15.6	18.3	18.3
Reservoir Volume, AF	1,946,047.0	2,968,055.0	2,968,055.0	1,196,564.0	1,400,864.0	1,400,864.0
Avg. Porosity, %	18.06%	16.30%	16.30%	13.77%	13.34%	13.34%
Avg. Water Saturation, %	38.99%	43.59%	43.59%	46.62%	47.41%	47.41%
Orig. Temperature, R	732	732	732	726	726	726
Orig. BHP, psia	4,815	4,815	4,815	4,782	4,782	4,782
Sep. Gas Gravity	0.810	0.810	0.810	0.810	0.810	0.810
Liquid Gravity, API	43.0	43.0	43.0	41.4	41.4	41.4
Zi or Boi	Boi: 1.802	Boi: 1.802	Boi: 1.802	Boi: 1.976	Boi: 1.976	Boi: 1.976
OOIP Bbl/AF or WGIP Mcf/AF	OOIP: 474.4	OOIP: 395.8	OOIP: 395.8	OOIP: 288.7	OOIP: 275.4	OOIP: 275.4
GOR scf/Bbl or Yield Bbl/MMcf	GOR: 1435	GOR: 1435	GOR: 1435	GOR: 1660	GOR: 1660	GOR: 1660
Type of Estimate	Volumetric	Volumetric	Volumetric	Volumetric	Volumetric	Volumetric
DRY GAS (MMcf)						
Shrinkage Factor, %	0.00%	0.00%	0.00%	0.00%	0.00%	
Orig. GIP	1,324,791	1,685,595	1,685,595	573,409	640,518	640,518
Rec. Factor %	56.34%	57.33%	71.28%	20.22%	40.00%	40.73%
Ultimate Res.	746,350	966,410	1,201,410	115,939	256,218	260,880
Cumulative Prod.	435,830	435,830	435,830	32,032	32,032	32,032
Remaining Res.	310,519	530,580	765,579	83,907	224,186	228,848
Plant and F&S Losses, %	0.00%	0.00%	0.00%	0.00%	0.00%	0.00%
Remaining Sales Gas	310,519	530,580	765,579	83,907	224,186	228,848
COND (bbls)						
Avg. Life Yield, Bbl/MMcf	0.00	0.00	0.00	0.00	0.00	0.00
Ultimate Res.	0	0	0	0	0	0
Cumulative Prod.	0	0	0	0	0	0
Remaining Res.	0	0	0	0	0	0
OIL (bbls)						
Orig OIP	923,199,329	1,174,630,798	1,174,630,798	345,426,961	385,854,307	385,854,307
Rec. Factor %	38.99%	40.01%	50.02%	14.86%	29.11%	29.63%
Ultimate Res.	359,970,000	470,000,234	587,500,000	51,316,902	112,307,925	114,334,947
Cumulative Prod.	204,710,389	204,710,389	204,710,389	14,835,545	14,835,545	14,835,545
Remaining Res.	155,259,611	265,289,845	382,789,611	36,481,357	97,472,380	99,499,402
PLANT PROD (bbls)						
Avg. Future Yield, Bbl/MMcf	0.00	0.00	0.00	0.00	0.00	0.00
Remaining Total	0	0	0	0	0	0
Remaining Lease Share	0	0	0	0	0	0
Remaining Plant Share	0	0	0	0	0	0
Footnotes						
Sort Order Number	470	480	490	510	520	530
Group Code:						

Well Number/Lease						
Reservoir Name	LK_1	LK_1	LK_1	LK_1	LK_1	LK_1
Fault Block	Oil Rim	Oil Rim	Oil Rim	Oil Rim	Oil Rim	Oil Rim
Category	1P+1C	2P+2C	3P+3C	1P+1C+SFR Low	2P+2C+SFR Best	3P+3C+SFR High
Status	Undeveloped	Undeveloped	Undeveloped	Undeveloped	Undeveloped	Undeveloped
Type of Accumulation	Oil	Oil	Oil	Oil	Oil	Oil
Average Depth, ft.	-9550	-9550	-9550	-9550	-9550	-9550
Limiting Contact, ft.	-9770 OWC	-9770 OWC	-9770 OWC	-9770 OWC	-9770 OWC	-9770 OWC
Reservoir Area, acre	91,780.0	91,780.0	91,780.0	91,780.0	91,780.0	91,780.0
Net Pay, ft.	14.9	17.6	17.6	14.9	17.6	17.6
Reservoir Volume, AF	1,366,019.0	1,619,669.0	1,619,669.0	1,366,019.0	1,619,669.0	1,619,669.0
Avg. Porosity, %	13.49%	13.04%	13.04%	13.49%	13.04%	13.04%
Avg. Water Saturation, %	48.81%	49.75%	49.75%	48.81%	49.75%	49.75%
Orig. Temperature, R	726	726	726	726	726	726
Orig. BHP, psia	4,782	4,782	4,782	4,782	4,782	4,782
Sep. Gas Gravity	0.810	0.810	0.810	0.810	0.810	0.810
Liquid Gravity, API	41.4	41.4	41.4	41.4	41.4	41.4
Zi or Boi	Boi: 1.976	Boi: 1.976	Boi: 1.976	Boi: 1.976	Boi: 1.976	Boi: 1.976
OOIP Bbl/AF or WGIP Mcf/AF	OOIP: 271.1	OOIP: 257.3	OOIP: 257.3	OOIP: 271.1	OOIP: 257.3	OOIP: 257.3
GOR scf/Bbl or Yield Bbl/MMcf	GOR: 1660	GOR: 1660	GOR: 1660	GOR: 1660	GOR: 1660	GOR: 1660
Type of Estimate	Volumetric	Volumetric	Volumetric	Volumetric	Volumetric	Volumetric
DRY GAS (MMcf)						
Shrinkage Factor, %	0.00%		0.00%	0.00%	0.00%	
Orig. GIP	614,787	691,689	691,689	614,787	691,689	691,689
Rec. Factor %	21.67%	41.73%	43.31%	21.67%	41.73%	43.31%
Ultimate Res.	133,236	288,608	299,574	133,236	288,608	299,574
Cumulative Prod.	32,032	32,032	32,032	32,032	32,032	32,032
Remaining Res.	101,204	256,576	267,542	101,204	256,576	267,542
Plant and F&S Losses, %	0.00%	0.00%	0.00%	0.00%	0.00%	0.00%
Remaining Sales Gas	101,204	256,576	267,542	101,204	256,576	267,542
COND (bbls)						
Avg. Life Yield, Bbl/MMcf	0.00	0.00	0.00	0.00	0.00	0.00
Ultimate Res.	0	0	0	0	0	0
Cumulative Prod.	0	0	0	0	0	0
Remaining Res.	0	0	0	0	0	0
OIL (bbls)						
Orig OIP	370,353,671	416,680,103	416,680,103	370,353,671	416,680,103	416,680,103
Rec. Factor %	15.89%	30.33%	31.48%	15.89%	30.33%	31.48%
Ultimate Res.	58,837,332	126,390,508	131,158,518	58,837,332	126,390,508	131,158,518
Cumulative Prod.	14,835,545	14,835,545	14,835,545	14,835,545	14,835,545	14,835,545
Remaining Res.	44,001,787	111,554,963	116,322,973	44,001,787	111,554,963	116,322,973
PLANT PROD (bbls)						
Avg. Future Yield, Bbl/MMcf	0.00	0.00	0.00	0.00	0.00	0.00
Remaining Total	0	0	0	0	0	0
Remaining Lease Share	0	0	0	0	0	0
Remaining Plant Share	0	0	0	0	0	0
Footnotes						
	Dev Plans sub VAP	Dev Plans sub VAP	Dev Plans sub VAP	Dev Plans sub VAP	Dev Plans sub VAP	Dev Plans sub VAP
Sort Order Number	540	550	560	570	580	590

Group Code:
Field Code: 20499

The reserves presented herein may differ from the forecast due to economic limits being reached.
RYDER SCOTT COMPANY PETROLEUM CONSULTANTS — TBPE FIRM LICENSE No. F-1580

Well Number/Lease						
Reservoir Name	HA_9	HA_9	HA_9	HA_9	HA_9	HA_9
Fault Block						
Category	1P	2P	3P	1P+1C	2P+2C	3P+3C
Status						
Type of Accumulation	Oil	Oil	Oil	Oil	Oil	Oil
Average Depth, ft.	-9760	-9780	-9850	-9760	-9780	-9760
Limiting Contact, ft.	-10020 Est OWC	-10059 Est OWC	-10200 Est OWC	-10020 Est OWC	-10059 Est OWC	-10020 Est OWC
Reservoir Area, acre	140,330.0	185,044.0	214,344.0	140,330.0	185,044.0	214,344.0
Net Pay, ft.	7.8	13.3	26.6	7.8	13.3	26.6
Reservoir Volume, AF	1,090,720.0	2,466,614.0	5,694,963.0	1,090,720.0	2,466,614.0	5,694,963.0
Avg. Porosity, %	13.23%	10.20%	5.59%	13.23%	10.20%	5.59%
Avg. Water Saturation, %	23.59%	33.14%	46.53%	23.59%	33.14%	46.53%
Orig. Temperature, R	732	732	732	732	732	732
Orig. BHP, psia	4,900	4,900	4,900	4,900	4,900	4,900
Sep. Gas Gravity	0.770	0.770	0.770	0.770	0.770	0.770
Liquid Gravity, API	47.0	47.0	47.0	47.0	47.0	47.0
Zi or Boi	Boi: 1.965	Boi: 1.965	Boi: 1.965	Boi: 1.965	Boi: 1.965	Boi: 1.965
OOIP Bbl/AF or WGIP Mcf/AF	OOIP: 400.5	OOIP: 269.2	OOIP: 119.9	OOIP: 400.5	OOIP: 269.2	OOIP: 119.9
GOR scf/Bbl or Yield Bbl/MMcf	GOR: 2200	GOR: 2200	GOR: 2200	GOR: 2200	GOR: 2200	GOR: 2200
Type of Estimate	Vol Assignment	Vol Assignment	Vol Assignment	Vol Assignment	Vol Assignment	Vol Assignment
DRY GAS (MMcf)						
Shrinkage Factor, %	0.00%	0.00%	0.00%	0.00%	0.00%	0.00%
Orig. GIP	961,077	1,461,092	1,501,836	961,077	1,461,092	1,501,836
Rec. Factor %	28.17%	33.22%	33.20%	28.17%	33.22%	37.18%
Ultimate Res.	270,775	485,316	498,541	270,775	485,316	558,416
Cumulative Prod.	105,733	105,733	105,733	105,733	105,733	105,733
Remaining Res.	165,043	379,584	392,808	165,043	379,584	452,684
Plant and F&S Losses, %	0.00%	0.00%	0.00%	0.00%	0.00%	0.00%
Remaining Sales Gas	165,043	379,584	392,808	165,043	379,584	452,684
COND (bbls)						
Avg. Life Yield, Bbl/MMcf	0.00	0.00	0.00	0.00	0.00	0.00
Ultimate Res.	0	0	0	0	0	0
Cumulative Prod.	0	0	0	0	0	0
Remaining Res.	0	0	0	0	0	0
OIL (bbls)						
Orig OIP	436,853,331	664,132,841	682,652,621	436,853,331	664,132,841	682,652,621
Rec. Factor %	27.94%	33.06%	33.05%	27.94%	33.06%	37.03%
Ultimate Res.	122,072,698	219,591,351	225,602,484	122,072,698	219,591,351	252,818,800
Cumulative Prod.	47,053,380	47,053,380	47,053,380	47,053,380	47,053,380	47,053,380
Remaining Res.	75,019,319	172,537,971	178,549,104	75,019,319	172,537,971	205,765,420
PLANT PROD (bbls)						
Avg. Future Yield, Bbl/MMcf	0.00	0.00	0.00	0.00	0.00	0.00
Remaining Total	0	0	0	0	0	0
Remaining Lease Share	0	0	0	0	0	0
Remaining Plant Share	0	0	0	0	0	0
Footnotes						
		HA_2(Hb-1) Layer	HA_2(Hb-1) Layer		HA_2(Hb-1) Layer	HA_2(Hb-1) Layer
Sort Order Number	610	620	630	640	650	660

Group Code:
Field Code: 20499

Well Number/Lease						
Reservoir Name	HA_9	HA_9	HA_9	HA_8	HA_8	HA_8
Fault Block						
Category	1P+1C+SFR Low	2P+2C+SFR Best	3P+3C+SFR High	1P	2P	3P
Status						
Type of Accumulation	Oil	Oil	Oil	Oil	Oil	Oil
Average Depth, ft.	-9760	-9780	-9760	-9850	-9850	-9850
Limiting Contact, ft.	-10020 Est OWC	-10059 Est OWC	-10020 Est OWC	-10100 Est OWC	-10100 Est OWC	-10100 Est OWC
Reservoir Area, acre	140,330.0	185,044.0	214,344.0	192,707.0	192,707.0	192,707.0
Net Pay, ft.	7.8	13.3	26.6	3.8	13.5	13.5
Reservoir Volume, AF	1,090,720.0	2,466,614.0	5,694,963.0	734,251.0	2,594,658.0	2,594,658.0
Avg. Porosity, %	13.23%	10.20%	5.59%	14.61%	9.03%	9.03%
Avg. Water Saturation, %	23.59%	33.14%	46.53%	14.13%	35.62%	35.62%
Orig. Temperature, R	732	732	732	728	728	728
Orig. BHP, psia	4,900	4,900	4,900	4,923	4,923	4,923
Sep. Gas Gravity	0.770	0.770	0.770	0.794	0.794	0.794
Liquid Gravity, API	47.0	47.0	47.0	46.9	46.9	46.9
Zi or Boi	Boi: 1.965	Boi: 1.965	Boi: 1.965	Boi: 1.976	Boi: 1.976	Boi: 1.976
OOIP Bbl/AF or WGIP Mcf/AF	OOIP: 400.5	OOIP: 269.2	OOIP: 119.9	OOIP: 492.6	OOIP: 228.2	OOIP: 228.2
GOR scf/Bbl or Yield Bbl/MMcf	GOR: 2200	GOR: 2200	GOR: 2200	GOR: 1750	GOR: 1750	GOR: 1750
Type of Estimate	Vol Assignment	Vol Assignment	Vol Assignment			
DRY GAS (MMcf)						
Shrinkage Factor, %	0.00%	0.00%	0.00%	0.00%	0.00%	0.00%
Orig. GIP	961,077	1,461,092	1,501,836	632,903	1,036,382	1,036,382
Rec. Factor %	28.17%	33.22%	37.18%	35.17%	31.63%	37.44%
Ultimate Res.	270,775	485,316	558,416	222,567	327,798	388,010
Cumulative Prod.	105,733	105,733	105,733	158,160	158,160	158,160
Remaining Res.	165,043	379,584	452,684	64,407	169,638	229,850
Plant and F&S Losses, %	0.00%	0.00%	0.00%	0.00%	0.00%	0.00%
Remaining Sales Gas	165,043	379,584	452,684	64,407	169,638	229,850
COND (bbls)						
Avg. Life Yield, Bbl/MMcf	0.00	0.00	0.00	0.00	0.00	0.00
Ultimate Res.	0	0	0	0	0	0
Cumulative Prod.	0	0	0	0	0	0
Remaining Res.	0	0	0	0	0	0
OIL (bbls)						
Orig OIP	436,853,331	664,132,841	682,652,621	361,658,820	592,218,104	592,218,104
Rec. Factor %	27.94%	33.06%	37.03%	34.87%	31.17%	36.82%
Ultimate Res.	122,072,698	219,591,351	252,818,800	126,114,640	184,576,208	218,027,436
Cumulative Prod.	47,053,380	47,053,380	47,053,380	90,332,879	90,332,879	90,332,879
Remaining Res.	75,019,319	172,537,971	205,765,420	35,781,761	94,243,329	127,694,558
PLANT PROD (bbls)						
Avg. Future Yield, Bbl/MMcf	0.00	0.00	0.00	0.00	0.00	0.00
Remaining Total	0	0	0	0	0	0
Remaining Lease Share	0	0	0	0	0	0
Remaining Plant Share	0	0	0	0	0	0
Footnotes	Outside development area No recovery in YE20, but shows incremental vol	HA_2(Hb-1) Layer	HA_2(Hb-1) Layer	Outside development area No recovery in YE20, but made to show volumes	HA_1(Hb-2) Layer	HA_1(Hb-2) Layer
Sort Order Number	670	680	690	710	720	730

Group Code:
Field Code: 20499

Well Number/Lease						
Reservoir Name	HA_8	HA_8	HA_8	HA_8	HA_8	HA_8
Fault Block						
Category	1P+1C	2P+2C	3P+3C	1P+1C+SFR Low	2P+2C+SFR Best	3P+3C+SFR High
Status						
Type of Accumulation	Oil	Oil	Oil	Oil	Oil	Oil
Average Depth, ft.	-9850	-9850	-9850	-9850	-9850	-9850
Limiting Contact, ft.	-10100 Est OWC	-10100 Est OWC	-10100 Est OWC	-10100 Est OWC	-10100 Est OWC	-10100 Est OWC
Reservoir Area, acre	192,707.0	192,707.0	192,707.0	192,707.0	192,707.0	192,707.0
Net Pay, ft.	3.8	13.5	13.5	3.8	13.5	13.5
Reservoir Volume, AF	734,251.0	2,594,658.0	2,594,658.0	734,251.0	2,594,658.0	2,594,658.0
Avg. Porosity, %	14.61%	9.03%	9.03%	14.61%	9.03%	9.03%
Avg. Water Saturation, %	14.13%	35.62%	35.62%	14.13%	35.62%	35.62%
Orig. Temperature, R	728	728	728	728	728	728
Orig. BHP, psia	4,923	4,923	4,923	4,923	4,923	4,923
Sep. Gas Gravity	0.794	0.794	0.794	0.794	0.794	0.794
Liquid Gravity, API	46.9	46.9	46.9	46.9	46.9	46.9
Zi or Boi	Boi: 1.976	Boi: 1.976	Boi: 1.976	Boi: 1.976	Boi: 1.976	Boi: 1.976
OOIP Bbl/AF or WGIP Mcf/AF	OOIP: 492.6	OOIP: 228.2	OOIP: 228.2	OOIP: 492.6	OOIP: 228.2	OOIP: 228.2
GOR scf/Bbl or Yield Bbl/MMcf	GOR: 1750	GOR: 1750	GOR: 1750	GOR: 1750	GOR: 1750	GOR: 1750
Type of Estimate						
DRY GAS (MMcf)						
Shrinkage Factor, %	0.00%	0.00%	0.00%	0.00%	0.00%	0.00%
Orig. GIP	632,903	1,036,382	1,036,382	632,903	1,036,382	1,036,382
Rec. Factor %	44.42%	48.12%	51.13%	44.42%	48.12%	55.08%
Ultimate Res.	281,107	498,755	529,935	281,107	498,755	570,794
Cumulative Prod.	158,160	158,160	158,160	158,160	158,160	158,160
Remaining Res.	122,947	340,595	371,775	122,947	340,595	412,634
Plant and F&S Losses, %	0.00%	0.00%	0.00%	0.00%	0.00%	0.00%
Remaining Sales Gas	122,947	340,595	371,775	122,947	340,595	412,634
COND (bbls)						
Avg. Life Yield, Bbl/MMcf	0.00	0.00	0.00	0.00	0.00	0.00
Ultimate Res.	0	0	0	0	0	0
Cumulative Prod.	0	0	0	0	0	0
Remaining Res.	0	0	0	0	0	0
OIL (bbls)						
Orig OIP	361,658,820	592,218,104	592,218,104	361,658,820	592,218,104	592,218,104
Rec. Factor %	43.86%	47.20%	50.13%	43.86%	47.20%	53.96%
Ultimate Res.	158,637,042	279,552,314	296,874,703	158,637,042	279,552,314	319,574,077
Cumulative Prod.	90,332,879	90,332,879	90,332,879	90,332,879	90,332,879	90,332,879
Remaining Res.	68,304,163	189,219,436	206,541,824	68,304,163	189,219,436	229,241,198
PLANT PROD (bbls)						
Avg. Future Yield, Bbl/MMcf	0.00	0.00	0.00	0.00	0.00	0.00
Remaining Total	0	0	0	0	0	0
Remaining Lease Share	0	0	0	0	0	0
Remaining Plant Share	0	0	0	0	0	0
Footnotes	Outside development area No recovery in YE20, but made to show volumes	HA_1(Hb-2) Layer	HA_1(Hb-2) Layer	Outside development area No recovery in YE20, but made to show volumes	HA_1(Hb-2) Layer	HA_1(Hb-2) Layer
Sort Order Number	740	750	760	770	780	790

Group Code:
Field Code: 20499

The reserves presented herein may differ from the forecast due to economic limits being reached.
RYDER SCOTT COMPANY PETROLEUM CONSULTANTS — TBPE FIRM LICENSE No. F-1580

Well Number/Lease						
Reservoir Name	LK-12	LK-12	LK-12	LK-12	LK-12	LK-12
Fault Block						
Category	1P	2P	3P	1P+1C	2P+2C	3P+3C
Status						
Type of Accumulation	Oil	Oil	Oil	Oil	Oil	Oil
Average Depth, ft.	-8725	-8725	-8725	-8725	-8725	-8725
Limiting Contact, ft.	-8780 GOC	-8780 GOC	-8780 GOC	-8780 GOC	-8780 GOC	-8780 GOC
Reservoir Area, acre	43,283.0	43,283.0	43,283.0	43,283.0	43,283.0	43,283.0
Net Pay, ft.	26.1	34.2	34.2	26.1	34.2	34.2
Reservoir Volume, AF	1,127,908.0	1,478,825.0	1,478,825.0	1,127,908.0	1,478,825.0	1,478,825.0
Avg. Porosity, %	18.00%	16.10%	16.10%	18.00%	16.10%	16.10%
Avg. Water Saturation, %	78.90%	80.60%	80.60%	78.90%	80.60%	80.60%
Orig. Temperature, R	627	627	627	627	627	627
Orig. BHP, psia	4,072	4,072	4,072	4,072	4,072	4,072
Sep. Gas Gravity	0	0	0	0	0	0
Liquid Gravity, API						
Zi or Boi	Boi: 1.52	Boi: 1.52	Boi: 1.52	Boi: 1.52	Boi: 1.52	Boi: 1.52
OOIP Bbl/AF or WGIP Mcf/AF	OOIP: 193.8	OOIP: 159.4	OOIP: 159.4	OOIP: 193.8	OOIP: 159.4	OOIP: 159.4
GOR scf/Bbl or Yield Bbl/MMcf	GOR: 1217	GOR: 1217	GOR: 1217	GOR: 1217	GOR: 1217	GOR: 1217
Type of Estimate	Vol Assignment	Vol Assignment	Vol Assignment	Vol Assignment	Vol Assignment	Vol Assignment
DRY GAS (MMcf)						
Shrinkage Factor, %	0.00%	0.00%	0.00%	0.00%	0.00%	0.00%
Orig. GIP	266,036	286,847	286,847	266,036	286,847	286,847
Rec. Factor %	0.00%	0.00%	0.00%	0.00%	0.00%	0.00%
Ultimate Res.	0	0	0	0	0	0
Cumulative Prod.	0	0	0	0	0	0
Remaining Res.	0	0	0	0	0	0
Plant and F&S Losses, %	0.00%	0.00%	0.00%	0.00%	0.00%	0.00%
Remaining Sales Gas	0	0	0	0	0	0
COND (bbls)						
Avg. Life Yield, Bbl/MMcf						
Ultimate Res.	0	0	0	0	0	0
Cumulative Prod.	0	0	0	0	0	0
Remaining Res.	0	0	0	0	0	0
OIL (bbls)						
Orig OIP	218,642,621	235,749,390	235,749,390	218,642,621	235,749,390	235,749,390
Rec. Factor %	0.00%	0.00%	0.00%	0.00%	0.00%	0.00%
Ultimate Res.	0	0	0	0	0	0
Cumulative Prod.	0	0	0	0	0	0
Remaining Res.	0	0	0	0	0	0
PLANT PROD (bbls)						
Avg. Future Yield, Bbl/MMcf	0.00	0.00	0.00	0.00	0.00	0.00
Remaining Total	0	0	0	0	0	0
Remaining Lease Share	0	0	0	0	0	0
Remaining Plant Share	0	0	0	0	0	0
Footnotes	Exclude dense layers Low Volume - oil rim Volumetric Placeholder	Include Dense Layers 3P Volume - oil rim Volumetric Placeholder	Include Dense Layers 3P Volume - oil rim Volumetric Placeholder	Exclude dense layers Low Volume - oil rim Volumetric Placeholder	Include Dense Layers 3P Volume - oil rim Volumetric Placeholder	Include Dense Layers 3P Volume - oil rim Volumetric Placeholder
Sort Order Number	1710	1720	1730	1740	1750	1760

Group Code:

Field Code: 20499

The reserves presented herein may differ from the forecast due to economic limits being reached.

Well Number/Lease		
Reservoir Name	LK-12	LK-12
Fault Block		
Category	1P+1C+SFR Low	2P+2C+SFR Best
Status		
Type of Accumulation	Oil	Oil
Average Depth, ft.	-8725	-8725
Limiting Contact, ft.	-8780 GOC	-8780 GOC
Reservoir Area, acre	43,283.0	43,283.0
Net Pay, ft.	26.1	34.2
Reservoir Volume, AF	1,127,908.0	1,478,825.0
Avg. Porosity, %	18.00%	16.10%
Avg. Water Saturation, %	78.90%	80.60%
Orig. Temperature, R	627	627
Orig. BHP, psia	4,072	4,072
Sep. Gas Gravity	0	0
Liquid Gravity, API		
Zi or Boi	Boi: 1.52	Boi: 1.52
OOIP Bbl/AF or WGIP Mcf/AF	OOIP: 193.8	OOIP: 159.4
GOR scf/Bbl or Yield Bbl/MMcf	GOR: 1217	GOR: 1217
Type of Estimate	Vol Assignment	Vol Assignment
DRY GAS (MMcf)		
Shrinkage Factor, %	0.00%	0.00%
Orig. GIP	266,088	286,907
Rec. Factor %	0.00%	0.00%
Ultimate Res.	0	0
Cumulative Prod.	0	0
Remaining Res.	0	0
Plant and F&S Losses, %	0.00%	0.00%
Remaining Sales Gas	0	0
COND (bbls)		
Avg. Life Yield, Bbl/MMcf		
Ultimate Res.	0	0
Cumulative Prod.	0	0
Remaining Res.	0	0
OIL (bbls)		
Orig OIP	218,642,621	235,749,390
Rec. Factor %	0.00%	0.00%
Ultimate Res.	0	0
Cumulative Prod.	0	0
Remaining Res.	0	0
PLANT PROD (bbls)		
Avg. Future Yield, Bbl/MMcf	0.00	0.00
Remaining Total	0	0
Remaining Lease Share	0	0
Remaining Plant Share	0	0
Footnotes	Exclude dense layers Low Volume - oil rim Volumetric Placeholder	Include Dense Layers 3P Volume - oil rim Volumetric Placeholder
Sort Order Number	1770	1780
Group Code:		
Field Code: 20499		

APPENDIX 3. STRUCTURE AND NET PAY ISOCHORE MAPS

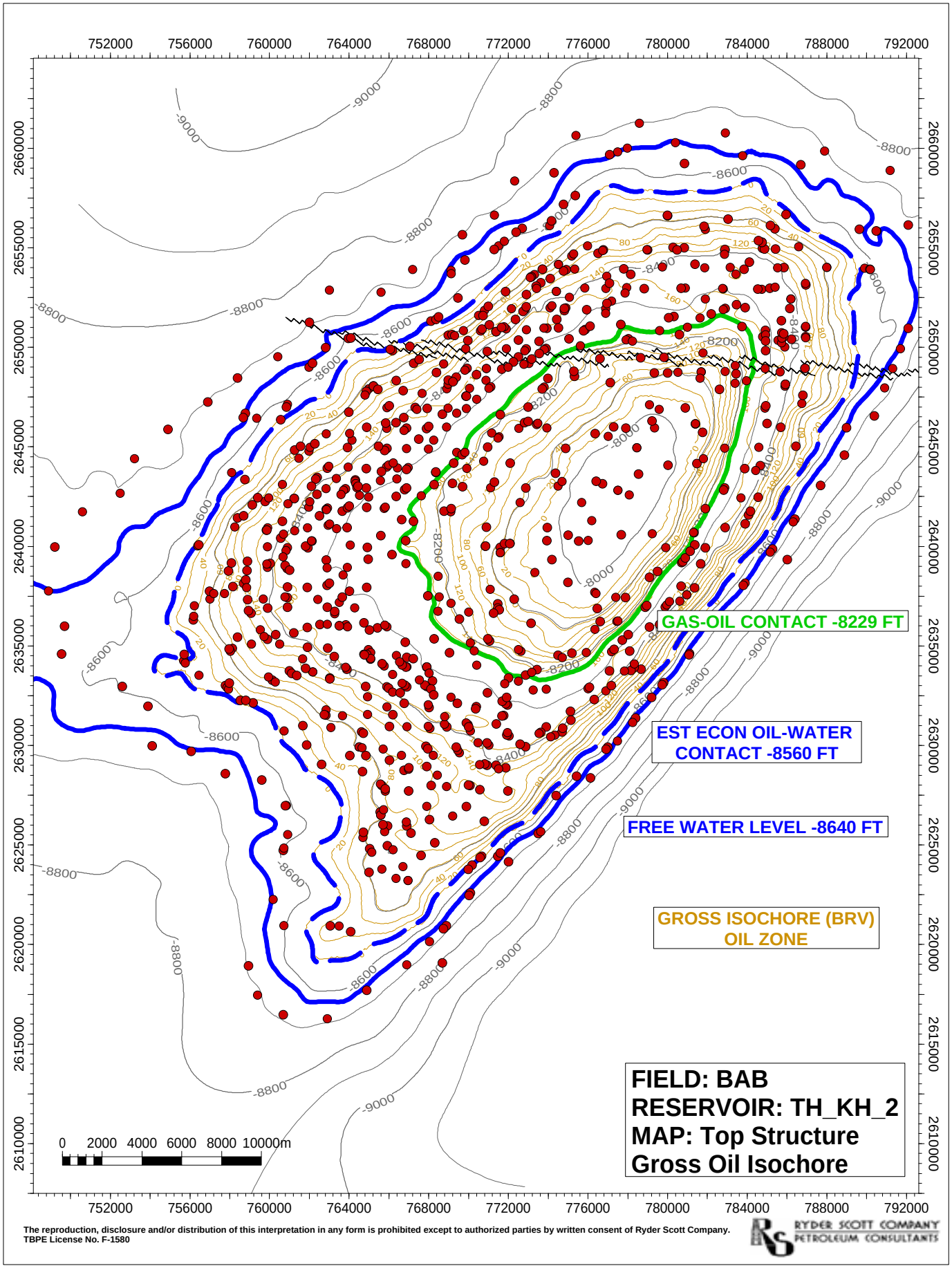

The reproduction, disclosure and/or distribution of this interpretation in any form is prohibited except to authorized parties by written consent of Ryder Scott Company.
TBPE License No. F-1580

RYDER SCOTT COMPANY
PETROLEUM CONSULTANTS

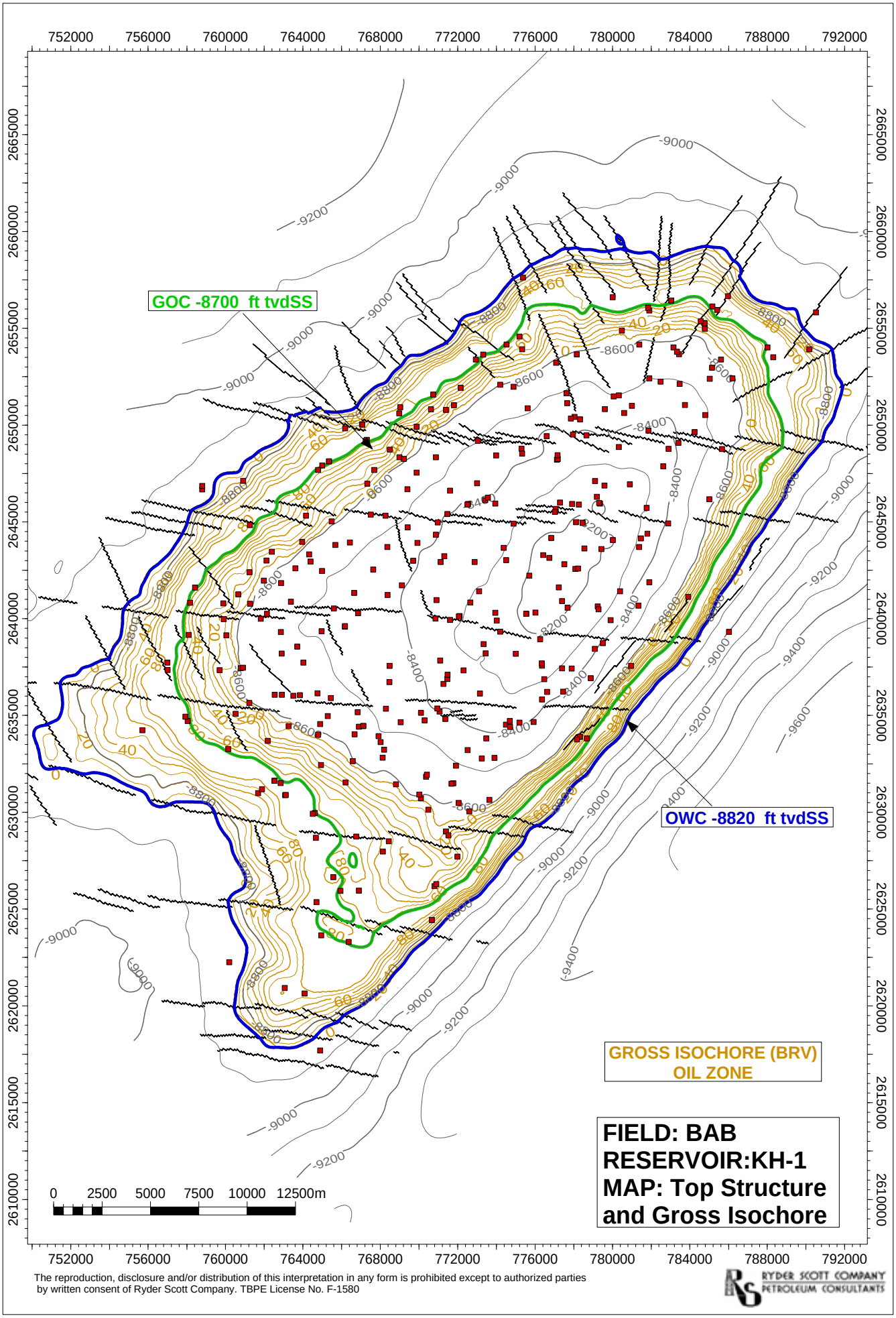

The reproduction, disclosure and/or distribution of this interpretation in any form is prohibited except to authorized parties by written consent of Ryder Scott Company. TBPE License No. F-1580

RYDER SCOTT COMPANY PETROLEUM CONSULTANTS

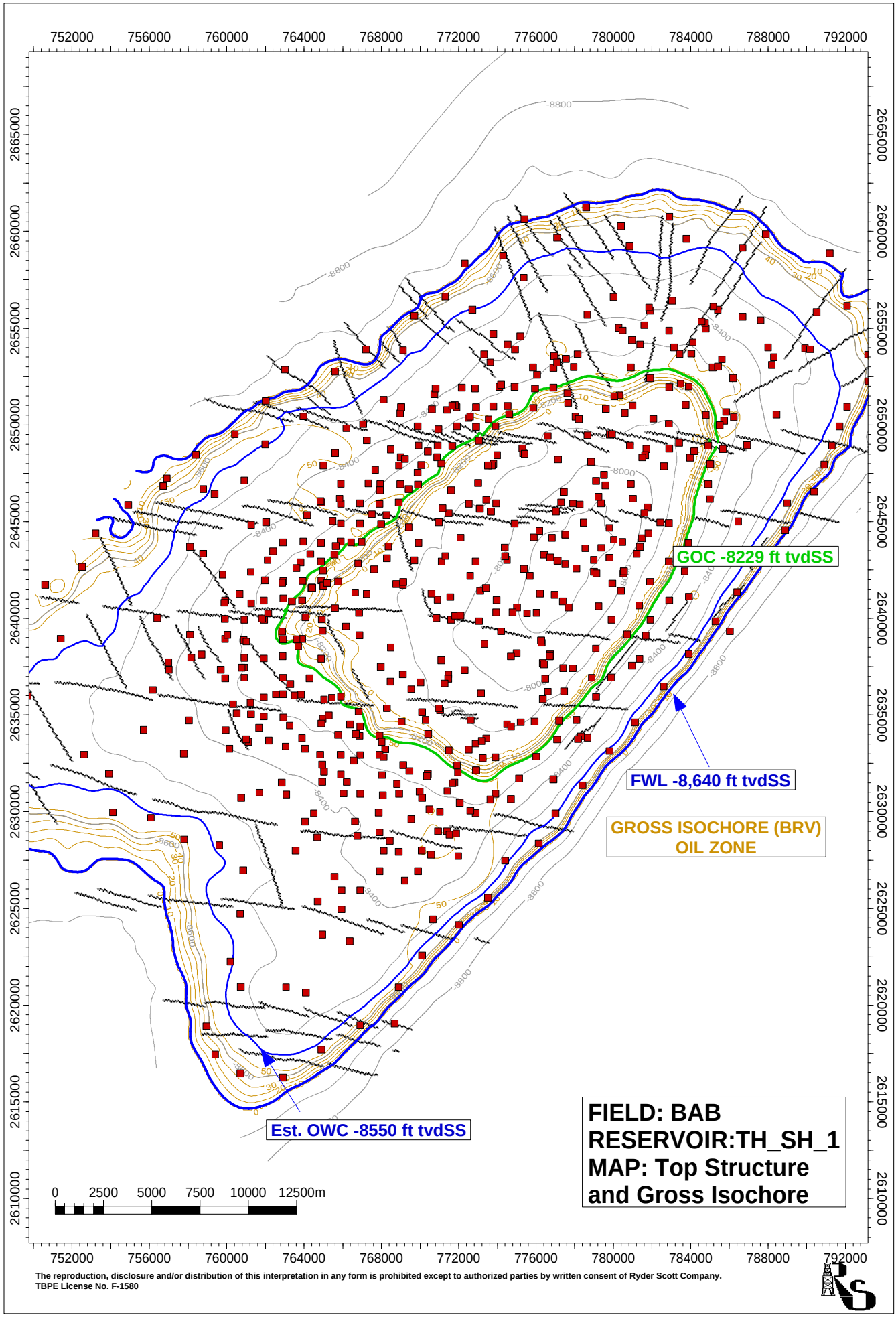

The reproduction, disclosure and/or distribution of this interpretation in any form is prohibited except to authorized parties by written consent of Ryder Scott Company.
TBPE License No. F-1580

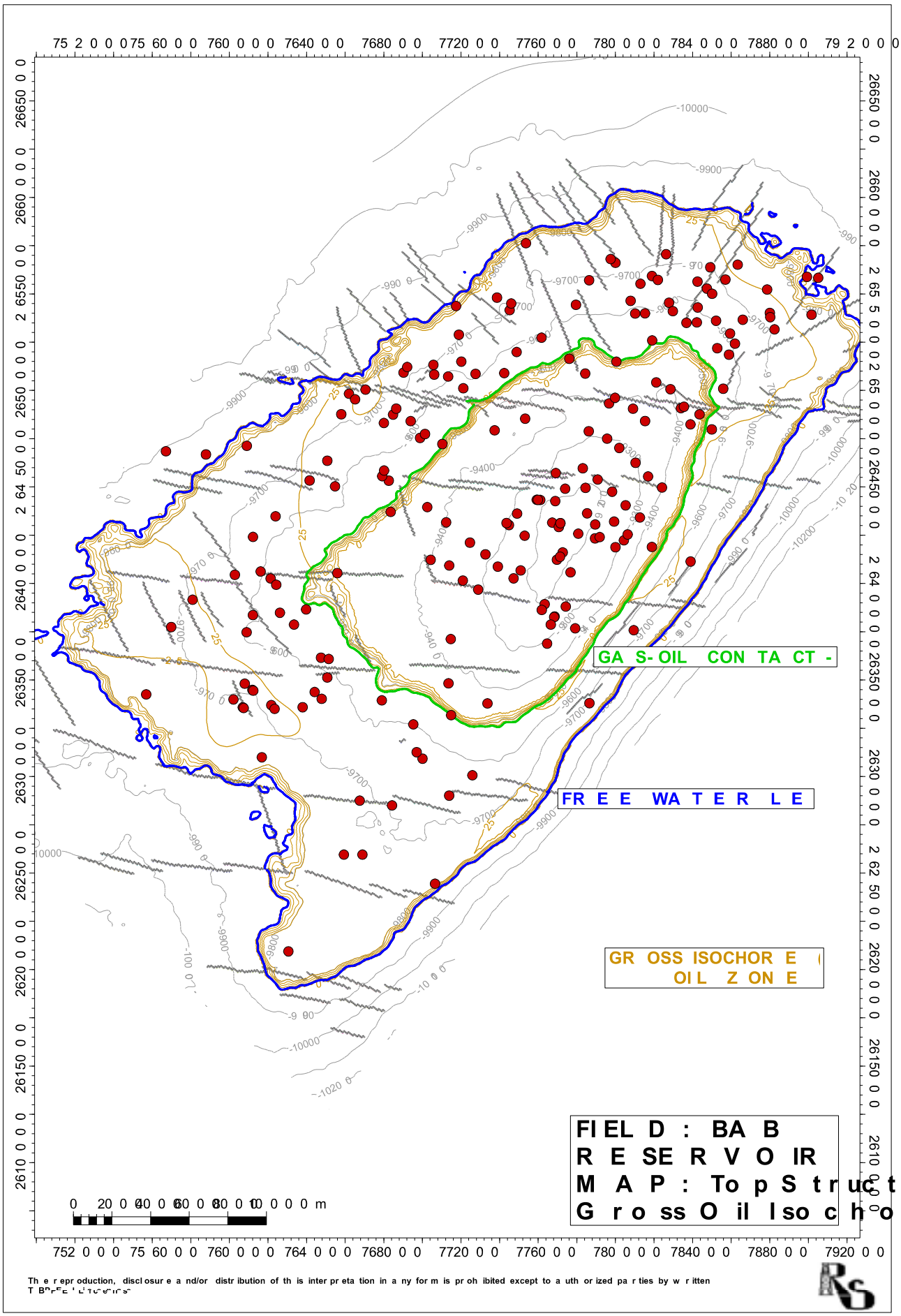

The reproduction, disclosure and/or distribution of this interpretation in any form is prohibited except to authorized parties by written

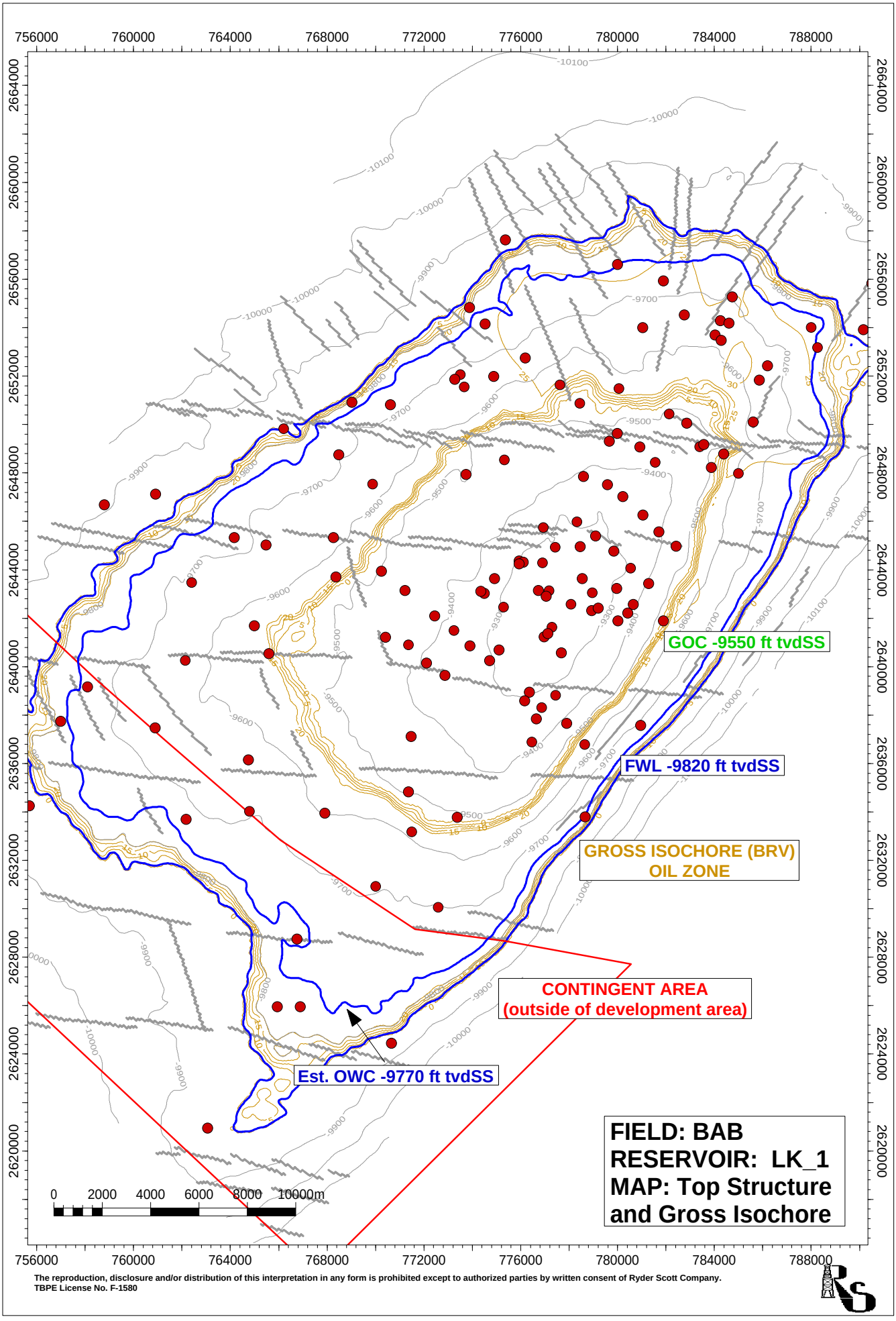

The reproduction, disclosure and/or distribution of this interpretation in any form is prohibited except to authorized parties by written consent of Ryder Scott Company.
TBPE License No. F-1580

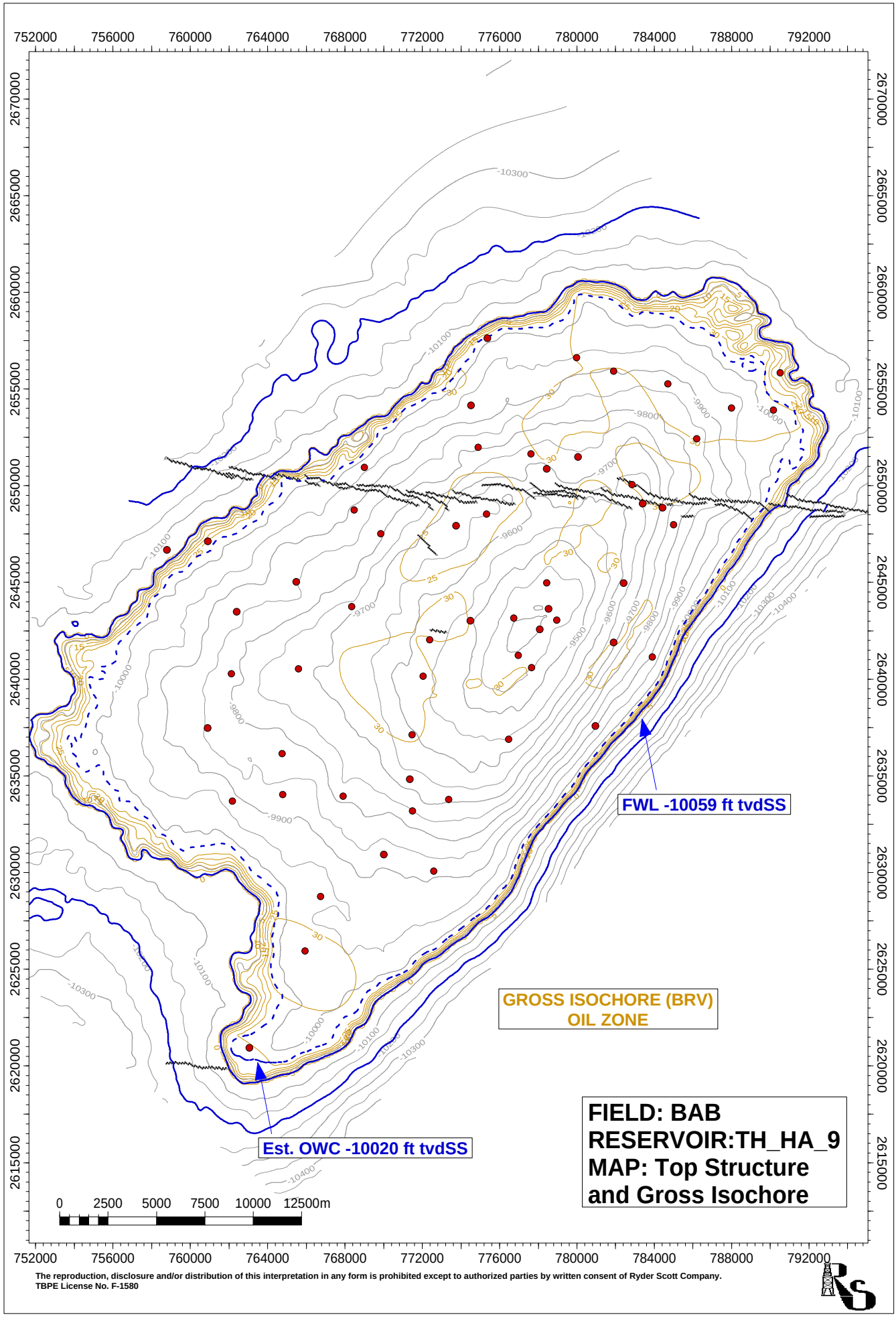

The reproduction, disclosure and/or distribution of this interpretation in any form is prohibited except to authorized parties by written consent of Ryder Scott Company.
TBPE License No. F-1580

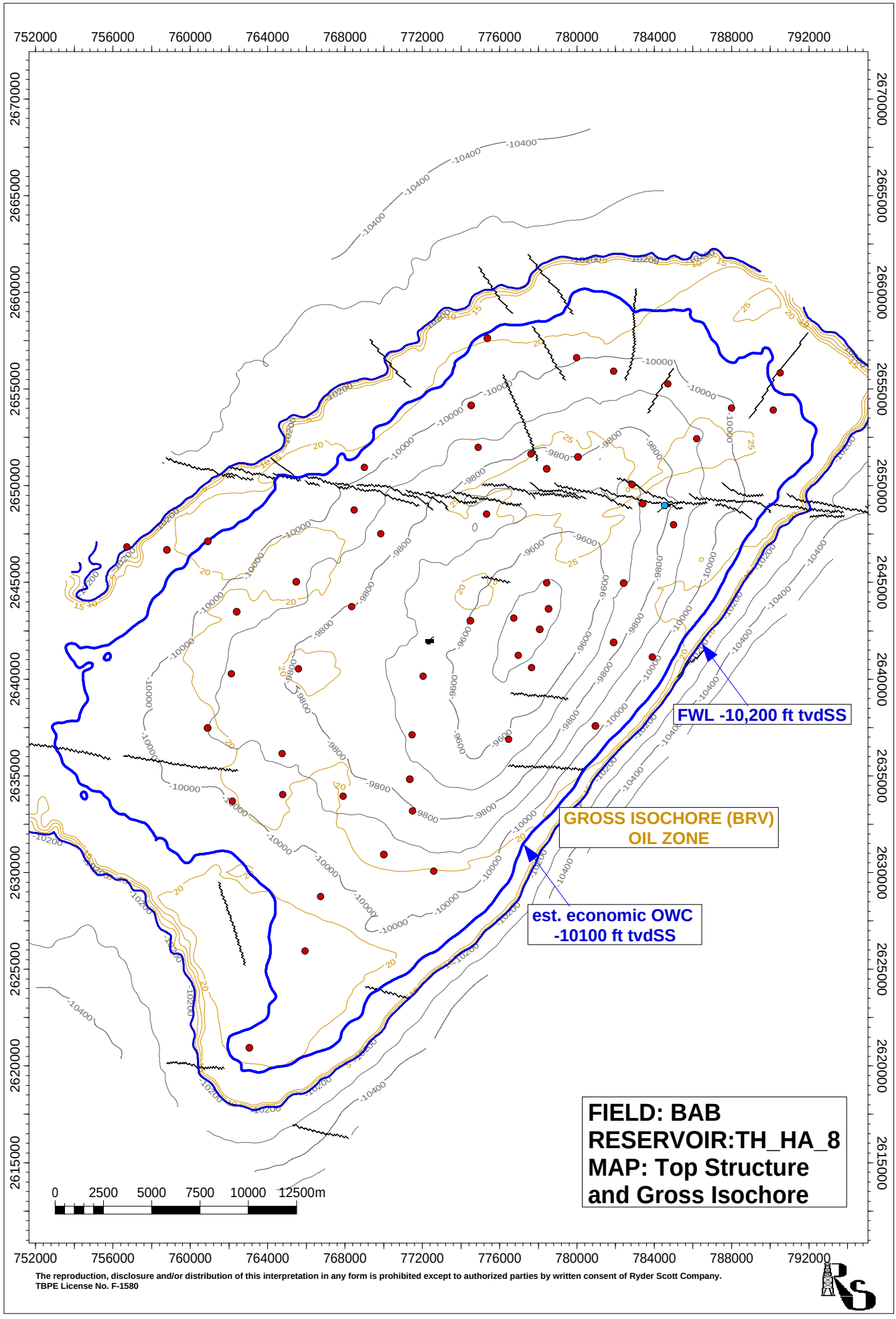

The reproduction, disclosure and/or distribution of this interpretation in any form is prohibited except to authorized parties by written consent of Ryder Scott Company.
TBPE License No. F-1580

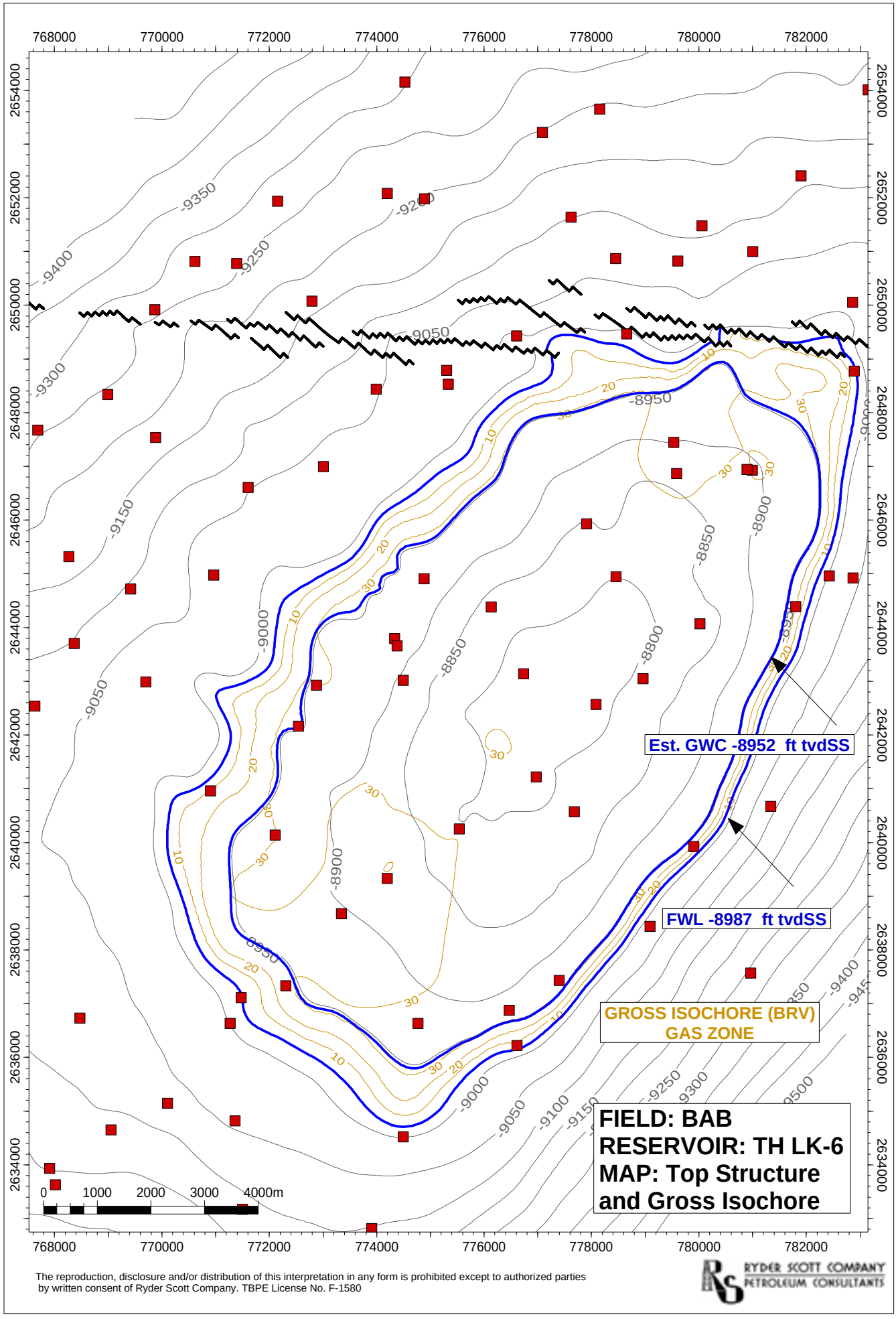

The reproduction, disclosure and/or distribution of this interpretation in any form is prohibited except to authorized parties by written consent of Ryder Scott Company. TBPE License No. F-1580

RYDER SCOTT COMPANY
PETROLEUM CONSULTANTS

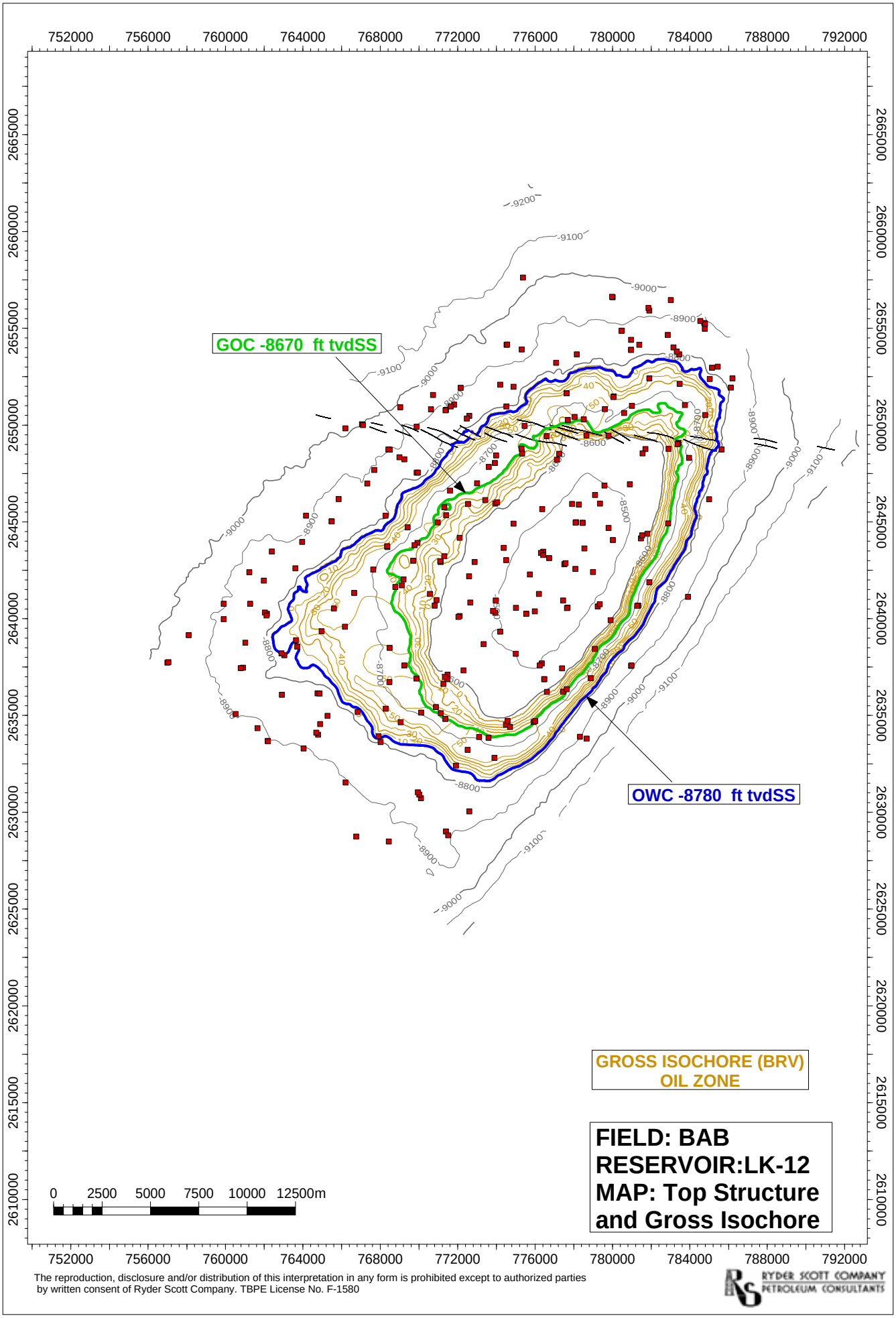

The reproduction, disclosure and/or distribution of this interpretation in any form is prohibited except to authorized parties by written consent of Ryder Scott Company. TBPE License No. F-1580

RYDER SCOTT COMPANY PETROLEUM CONSULTANTS

APPENDIX 4. FACILITIES AND INFRASTRUCTURE DIAGRAM

ADNOC Onshore PRODUCTION NETWORK & CAPACITIES (MBOD)

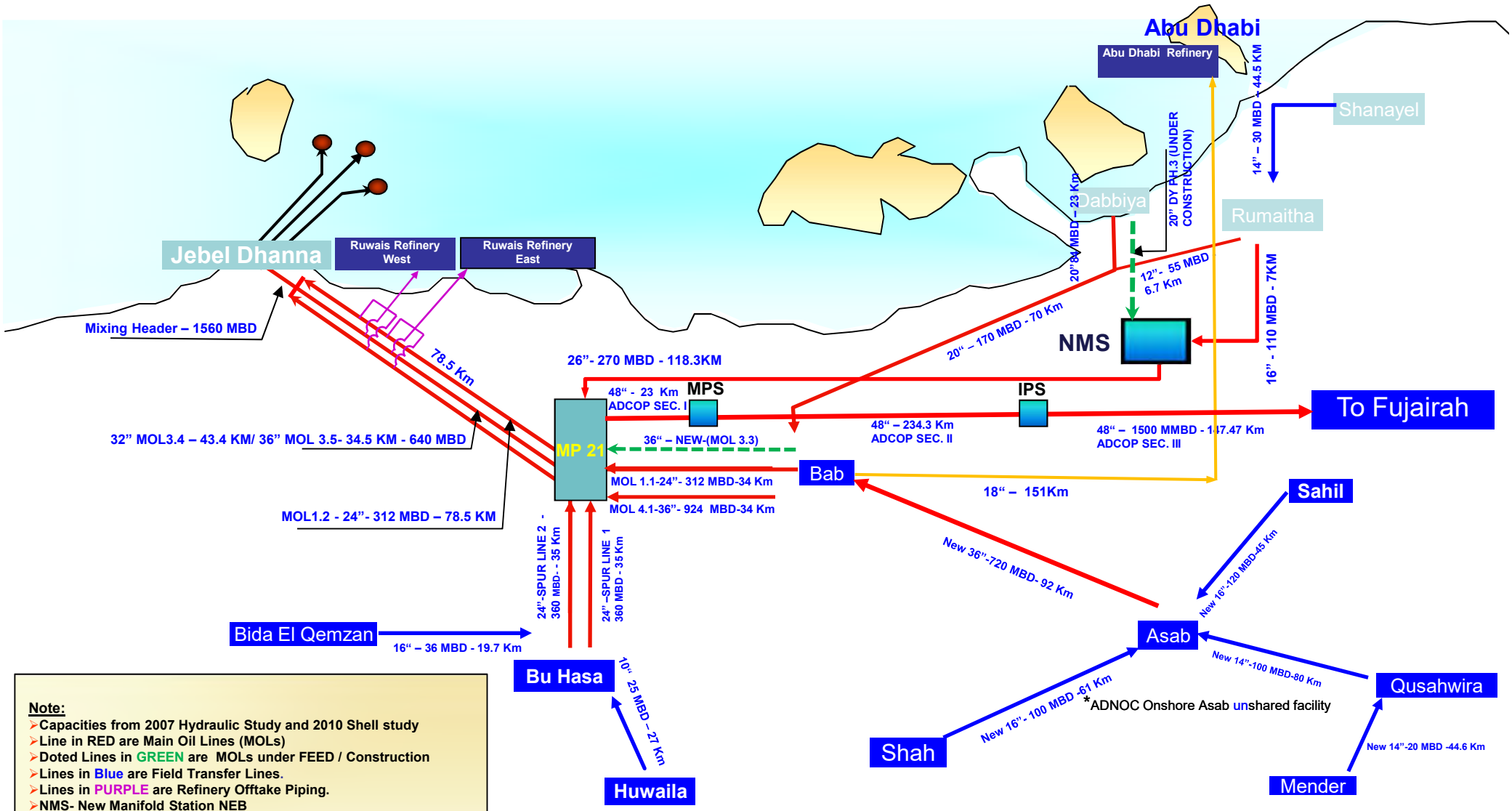

Note:

- Capacities from 2007 Hydraulic Study and 2010 Shell study
- Line in RED are Main Oil Lines (MOLs)
- Doted Lines in GREEN are MOLs under FEED / Construction
- Lines in Blue are Field Transfer Lines.
- Lines in PURPLE are Refinery Offtake Piping.
- NMS- New Manifold Station NEB
- REV 8 Update in January 2018
- Line in Orange is UAN Refinery Line (Under ADNOC GP)
- Lines in Black are Gravity Lines / Sea Lines to SPMs.

ADNOC Onshore Fields Associated gas produced (Mscf)

ADNOC Onshore Fields Oil Produced (Barrel)

Last Update: Feb 2018 by MOL Ops

APPENDIX D – DEGOLYER AND MACNAUGHTON RESERVES CONSULTANT REPORT

DeGolyer and MacNaughton
5001 Spring Valley Road
Suite 800 East
Dallas, Texas 75244

This is a digital representation of a DeGolyer and MacNaughton report.

This file is intended to be a manifestation of certain data in the subject report and as such is subject to the same conditions thereof. The information and data contained in this file may be subject to misinterpretation; therefore, the signed and bound copy of this report should be considered the only authoritative source of such information.

DeGolyer and MacNaughton
5001 Spring Valley Road
Suite 800 East
Dallas, Texas 75244

December 29, 2023

Abu Dhabi National Oil Company
P.O. Box 898
Abu Dhabi
United Arab Emirates

Gentlemen:

Pursuant to your request, we have prepared estimates, as of December 31, 2022, of the extent of the proved, probable, and possible oil reserves and contingent resources and estimates of the value of the proved (1P), proved-plus-probable (2P), and proved-plus-probable-plus-possible (3P) reserves of certain reservoirs in the Asab, Bida Al Qemzan, Bu Hasa, Huwaila, Mender, Qusahwira, Sahil, and Shah fields located onshore in the United Arab Emirates (UAE). The Abu Dhabi National Oil Company Murban (ADNOC) has represented that it holds interests in the evaluated properties as described herein and that these properties compose approximately 62 percent of the reserves and contingent resources of ADNOC. Figure 1 shows the location of the fields evaluated herein.

Estimates of reserves and contingent resources have been prepared in accordance with the Petroleum Resources Management System (PRMS) approved in March 2007 and revised in June 2018 by the Society of Petroleum Engineers, the World Petroleum Council, the American Association of Petroleum Geologists, the Society of Petroleum Evaluation Engineers, the Society of Exploration Geophysicists, the Society of Petrophysicists and Well Log Analysts, and the European Association of Geoscientists & Engineers. The reserves definitions are discussed in detail under the Definition of Reserves heading of this report. The contingent resources definitions are discussed in detail under the Definition of Contingent Resources heading of this report.

This report is compliant with the Competent Person's Report requirements as published in the European Securities and Markets Authority (ESMA) update of the Committee of European Securities Regulators' recommendations for the implementation of the European Commission Regulation on Prospectuses

No. 809/2004 dated March 20, 2013 (ESMA/2013/319). PRMS is a referenced standard in published guidance of international stock exchanges.

This report was prepared for the exclusive use and sole benefit of ADNOC and may not be put to other use without our prior written consent for such use. It is our understanding that this report will be included in a base offering memorandum in connection with a medium-term note program to be established by ADNOC Murban RSC LTD with the London Stock Exchange's International Securities Market. We consent to the issuing of this report in the form and context in which it is to be included in the base offering memorandum and any supplementary prospectus or other documents issued or in connection with the base offering memorandum.

Reserves estimated in this report are expressed as gross reserves and net reserves. Gross reserves are defined as the total estimated petroleum remaining to be produced from these properties after December 31, 2022. Net reserves are defined as that portion of the gross reserves attributable to the interests held by ADNOC after deducting all interests held by others.

This report presents values for 1P, 2P, and 3P reserves that were estimated using initial prices, expenses, and costs provided by ADNOC and forecast prices, expenses, and costs as described herein. Prices, expenses, and costs were provided in United States dollars (U.S.$), and all monetary values in this report are expressed in U.S.$. A detailed explanation of the forecast price, expense, and cost assumptions is included under the Valuation of Reserves heading of this report.

Values for 1P, 2P, and 3P reserves in this report are expressed in terms of future gross revenue, future net revenue, and present worth. Future gross revenue is defined as that revenue which will accrue to the evaluated interests from the production and sale of the estimated net reserves. Future net revenue is calculated by deducting operating expenses, capital costs, royalty, other payments, and abandonment costs from future gross revenue. Operating expenses include field operating expenses, transportation and processing expenses, and an allocation of overhead that directly relates to production activities. Capital costs include drilling and completion costs, facilities costs, and field maintenance costs. Abandonment costs are represented by ADNOC to be inclusive of those costs associated with the removal of equipment, plugging of wells, and reclamation and restoration associated with the abandonment. Present worth is defined as future net revenue discounted at a specified arbitrary discount rate compounded monthly over the expected period of realization. Present worth should not be construed as fair market value because no consideration

was given to additional factors that influence the prices at which properties are bought and sold. In this report, present worth values using a discount rate of 10 percent are reported in detail and values using discount rates of 5, 8, 9, 12, and 15 percent are reported as totals. For the purposes of this report, present worth is referred to as net present value.

Contingent resources estimated in this report are expressed as gross contingent resources and net contingent resources. Gross contingent resources are defined as the total estimated petroleum that is potentially recoverable from known accumulations after December 31, 2022. Net contingent resources are the product of ADNOC's working interest and the gross contingent resources.

The contingent resources estimated herein are those quantities of petroleum that are potentially recoverable from known accumulations but which are not currently considered to be commercially recoverable. Because of the uncertainty of commerciality, the contingent resources estimated herein cannot be classified as reserves. The contingent resources estimates in this report are provided as a means of comparison to other contingent resources and do not provide a means of direct comparison to reserves. A detailed explanation of the contingent resources estimated herein is included under the Estimation of Contingent Resources heading of this report.

Contingent resources quantities should not be confused with those quantities that are associated with reserves due to the additional risks involved. The quantities that might actually be recovered, should they be developed, may differ significantly from the estimates presented herein. There is no certainty that it will be commercially viable to produce any portion of the contingent resources evaluated herein.

Estimates of reserves and revenue and contingent resources should be regarded only as estimates that may change as further production history and additional information become available. Not only are such estimates based on that information which is currently available, but such estimates are also subject to the uncertainties inherent in the application of judgmental factors in interpreting such information.

This report was prepared in December 2023; therefore, certain events that may have occurred before the preparation of this report but after the "as-of" date of December 31, 2022, which might have affected the estimates presented herein, were not taken into account. This period of time between the effective date and the date of

issuance is also outside of the ESMA/2013/319 recommended period of 6 months; however, ADNOC has requested that the effective date be December 31, 2022, for the purposes of this report.

Information used in the preparation of this report was obtained from ADNOC. In the preparation of this report we have relied, without independent verification, upon information furnished by ADNOC with respect to the property interests being evaluated, production from such properties, current costs of operation and development, current prices for production, agreements relating to future operations and sale of production, and various other information and data that were accepted as represented. Although we have not had independent verification, the information used in this report appears reasonable. Based on these representations, DeGolyer and MacNaughton is responsible for the information and results contained in this report, subject to the assumptions and limitations as set out herein. The technical staff of ADNOC involved with the assessment and implementation of development of ADNOC's petroleum assets are represented as adherent to the generally accepted practices of the petroleum industry. The staff members appear to be experienced and technically competent in their fields of expertise. No site visit was made to the fields evaluated herein. However, existing test and production data, reports from third parties, and photographic evidence of the fields were considered adequate because the fields are in an established producing venue.

Executive Summary

ADNOC has represented that it holds interests in certain reservoirs the Asab, Bida Al Qemzan, Bu Hasa, Huwaila, Mender, Qusahwira, Sahil, and Shah fields located onshore the UAE, which were evaluated for this report. The interests are as described under the Ownership and Infrastructure heading of this report. Technical and commercial uncertainties in this report were considered exclusive of ongoing political events in this venue. All contracts, regulations, and agreements in place, or expected to be enacted, on December 31, 2022, were considered to be valid for their stated terms as represented by ADNOC.

Estimated oil reserves and contingent resources are presented herein in thousands of barrels (10^3bbl).

Reserves

The estimated gross and net proved, probable, and possible reserves, as of December 31, 2022, of the properties evaluated herein are summarized as follows, expressed in thousands of barrels (10^3bbl):

	Estimated by DeGolyer and MacNaughton Oil Reserves	
	Gross (10^3bbl)	Net (10^3bbl)
Proved	10,720,303	7,342,445
Probable	3,854,084	2,763,317
Possible	4,081,003	3,196,085

Note: Probable and possible reserves have not been risk adjusted to make them comparable to proved reserves.

ADNOC has represented that that its estimates of the gross 2P reserves, as of December 31, 2022, of the properties evaluated herein are summarized as follows, expressed in thousands of barrels (10^6bbl):

	Estimated by ADNOC Oil Reserves
	Gross (10^3bbl)
Total 2P	14,513,000

Note: Probable reserves have not been risk adjusted to make them comparable to proved reserves.

In comparing the detailed 2P oil reserves estimates prepared by DeGolyer and MacNaughton and those prepared by ADNOC for the properties evaluated, differences were found, both positive and negative, in reserves estimates for individual properties which resulted in an aggregate difference of less than 1 percent. The results presented in this report, unless specifically identified otherwise, were based on estimates prepared by DeGolyer and MacNaughton.

Revenue

Revenue values in this report were estimated using initial prices, expenses, and costs based on information provided by ADNOC and certain forecast price, expense, and cost assumptions for three cases: Base Case, Low Price Case, and High Price Case. Details regarding estimates of revenue values are included under the Valuation of Reserves heading of this report.

Estimates of reserves were prepared using the Base Case. For the Base Case, prices were held constant for the lives of the fields; oil prices reflect the average for December 2022. Costs were held constant for the lives of the fields.

The estimated future net revenue and net present value attributable to ADNOC's interest in the 1P, 2P, and 3P reserves, as of December 31, 2022, of properties evaluated under the Base Case economic assumptions described herein are summarized as follows, expressed in thousands of United States dollars (10^3U.S.$):

	Base Case – ADNOC		
	Future Net Revenue (10^3U.S.$)	**Net Present Value at 9 Percent (10^3U.S.$)**	**Net Present Value at 10 Percent (10^3U.S.$)**
1P	411,665,198	128,226,724	119,185,889
2P	559,836,703	152,611,579	140,444,973
3P	751,164,238	170,566,474	155,408,262

Note: Values for probable and possible reserves have not been risk adjusted to make them comparable to values for proved reserves.

The Low Price Case and High Price Case were also evaluated in this report to present alternative outcomes to the estimated future revenue for estimated reserves. Oil prices in the two evaluated price sensitivity cases vary from initial conditions and differ from the Base Case. Reserves estimates herein were based on the Base Case conditions, and quantities in the sensitivity cases were those included up to the point when an economic limit was reached for a given reservoir. Unless noted otherwise, all other components of the evaluation for the sensitivity cases were the same as stated for the Base Case herein. An explanation of the price sensitivity case assumptions is included under the Valuation of Reserves heading of this report.

For the Low Price Case, the oil prices were 20 percent lower relative to the Base Case. Prices were held constant for the full evaluation period.

For the High Price Case, the oil prices were 20 percent higher relative to the Base Case. Prices were held constant for the full evaluation period.

The estimated future net revenue and net present value attributable to ADNOC's interest in the 1P, 2P, and 3P quantities, as of December 31, 2022, of the properties evaluated under the Low Price Case and High Price Case economic assumptions described herein are summarized as follows, expressed in thousands of United States dollars (10^3U.S.$):

	Sensitivity Cases – ADNOC					
	Low Price Case			High Price Case		
	Future Net Revenue (10^3U.S.$)	Net Present Value at 9 Percent (10^3U.S.$)	Net Present Value at 10 Percent (10^3U.S.$)	Future Net Revenue (10^3U.S.$)	Net Present Value at 9 Percent (10^3U.S.$)	Net Present Value at 10 Percent (10^3U.S.$)
1P	321,654,918	100,653,169	93,552,341	501,688,735	155,800,304	144,819,457
2P	438,571,236	119,957,590	110,383,495	681,109,872	185,265,543	170,506,476
3P	588,049,500	134,150,219	122,215,344	914,287,098	206,982,732	188,601,176

Note: Values for probable and possible reserves have not been risk adjusted to make them comparable to values for proved reserves.

Contingent Resources

The estimated gross and net contingent resources, as of December 31, 2022, of the properties evaluated herein are summarized as follows, expressed in thousands of barrels (10^3bbl):

	Oil Contingent Resources	
	Gross (10^3bbl)	Net (10^3bbl)
1C	3,046,132	1,827,679
2C	4,039,519	2,423,712
3C	3,667,290	2,200,374

Notes:
1. Application of any risk factor to contingent resources quantities does not equate contingent resources with reserves.
2. There is no certainty that it will be commercially viable to produce any portion of the contingent resources evaluated herein.
3. The contingent resources estimated in this report have an economic status of undetermined, since the evaluation of these contingent resources is at a stage such that it is premature to clearly define the associated cash flows.
4. Due to variations in the development plans associated with each reserves category, there are resulting variations in the quantities of oil available to be classified as proved, probable, and possible reserves. In certain fields, there exists a wide range of reserves outcomes associated with existing or approved projects. Because of the reclassification of certain 2C or 3C contingent resources as probable or possible reserves in some fields, the estimated quantities of 3C contingent resources may be less than those quantities estimated for 2C contingent resources in certain fields evaluated in this report.

Ownership and Infrastructure

ADNOC has represented that it holds interests in certain reservoirs in the Asab, Bida Al Qemzan, Bu Hasa, Huwaila, Mender, Qusahwira, Sahil, and Shah fields. The following fields and reservoirs were evaluated for this report:

Field	Reservoir
Asab	Kharaib-1
	Kharaib-2
	Lekhwair 16-15
	Shuaiba-1
Bida Al Qemzan	Kharaib-2
	Lekhwair-2
	Shuaiba-1
Bu Hasa	Kharaib-2
	Lekhwair-3
	Shuaiba 1-5
Huwaila	Shuaiba
Mender	Kharaib-2
	Shuaiba-1
Qusahwira	Shuaiba-1
Sahil	Kharaib-1
	Kharaib-2
	Lekhwair-15
	Lekhwair-3
	Shuaiba-1
Shah	Simsima

All fields are operated under a 40-year concession agreement in which ADNOC holds a 60-percent interest; the license expiration date for all fields evaluated herein is December 31, 2054. For the purposes of this report, at the expiration of the concession agreement, the ADNOC interest becomes 100 percent, which is reflected in the evaluation herein.

While gas quantities were estimated, ADNOC has represented that it has no gas sales contracts nor is ADNOC required to pay for any gas used for purposes related to field development or operations. Therefore, no sales gas quantities are reported herein.

These interests are held through contractual instruments as represented by ADNOC. DeGolyer and MacNaughton had the opportunity to review certain documents related to the license arrangement; however, we, as engineers, cannot

express an opinion as to the accounting or legal aspects of those agreements. If any components of this license grant were to change, such changes could materially affect the results herein.

For this report, technical and commercial uncertainties have been considered in each case exclusive of ongoing or future political events in a given venue. All contracts, regulations, and agreements in place on December 31, 2022, have been considered to be valid for their stated terms, as represented by ADNOC.

The infrastructure in the UAE is advanced. In the onshore and offshore producing areas of the UAE, there exists an elaborate composite of facilities, platforms, pipelines, power sources, and portable structures. There are established bases throughout the UAE, and there is an established network of service companies to allow developments of all types, including complex mechanical and operational elements. Power options, including electrical, gas, and diesel sources, are available to ADNOC for producing and managing of the fields. The mechanisms for managing and controlling field production and operation are elaborate and state of the art.

Certain facilities for petroleum production were installed upon first production. ADNOC has represented that it plans to drill additional wells and expand the existing support facilities as necessary for the reservoirs evaluated herein.

Environmental Considerations

There are certain environmental considerations in any venue of petroleum production. We are not aware of any extraordinary environmental elements associated with the fields evaluated herein. As such, we have included abandonment costs, as appropriate, to accomplish routine and safe removal of subsurface and surface equipment related to the evaluated fields as well as reclamation costs, if any.

Definition of Reserves

Estimates of proved, probable, and possible reserves presented in this report have been prepared in accordance with the PRMS approved in March 2007 and revised in June 2018 by the Society of Petroleum Engineers, the World Petroleum Council, the American Association of Petroleum Geologists, the Society of Petroleum Evaluation Engineers, the Society of Exploration Geophysicists, the Society of Petrophysicists and Well Log Analysts, and the European Association of Geoscientists & Engineers. The petroleum reserves are defined as follows:

Reserves are those quantities of petroleum anticipated to be commercially recoverable by application of development projects to known accumulations from a given date forward under defined conditions. Reserves must satisfy four criteria: discovered, recoverable, commercial, and remaining (as of the evaluation's effective date) based on the development project(s) applied. Reserves are further categorized in accordance with the level of certainty associated with the estimates and may be sub-classified based on project maturity and/or characterized by development and production status.

> *Proved Reserves* are those quantities of petroleum that, by analysis of geoscience and engineering data, can be estimated with reasonable certainty to be commercially recoverable from a given date forward from known reservoirs and under defined economic conditions, operating methods, and government regulations. If deterministic methods are used, the term "reasonable certainty" is intended to express a high degree of confidence that the quantities will be recovered. If probabilistic methods are used, there should be at least a 90% probability (P90) that the quantities actually recovered will equal or exceed the estimate.
>
> *Probable Reserves* are those additional Reserves which analysis of geoscience and engineering data indicate are less likely to be recovered than Proved Reserves but more certain to be recovered than Possible Reserves. It is equally likely that actual remaining quantities recovered will be greater than or less than the sum of the estimated Proved plus Probable Reserves (2P). In this context, when probabilistic methods are used, there should be at least a 50% probability [P50] that the actual quantities recovered will equal or exceed the 2P estimate.
>
> *Possible Reserves* are those additional reserves that analysis of geoscience and engineering data indicates are less likely to be recoverable than Probable Reserves. The total quantities ultimately recovered from the project have a low probability to exceed the sum of Proved plus Probable plus Possible (3P), which is equivalent to the high-estimate scenario. When probabilistic methods are used, there should be at least a 10% probability (P10) that the actual quantities recovered will equal or exceed the 3P estimate.

Once projects satisfy commercial maturity, the associated quantities are classified as Reserves. These quantities may be allocated to the following subdivisions

based on the funding and operational status of wells and associated facilities within the reservoir development plan:

> *Developed Reserves* are quantities expected to be recovered from existing wells and facilities. Reserves are considered developed only after the necessary equipment has been installed, or when the costs to do so are relatively minor compared to the cost of a well. Where required facilities become unavailable, it may be necessary to reclassify Developed Reserves as Undeveloped. Developed Reserves may be further sub-classified as Producing or Non-Producing.
>
> > *Developed Producing Reserves* are expected quantities to be recovered from completion intervals that are open and producing at the effective date of the estimate. Improved recovery Reserves are considered producing only after the improved recovery project is in operation.
> >
> > *Developed Non-Producing Reserves* include shut-in and behind-pipe reserves. Shut-in Reserves are expected to be recovered from (1) completion intervals that are open at the time of the estimate but which have not yet started producing, (2) wells which were shut-in for market conditions or pipeline connections, or (3) wells not capable of production for mechanical reasons. Behind-pipe Reserves are expected to be recovered from zones in existing wells that will require additional completion work or future re-completion before start of production with minor cost to access these reserves. In all cases, production can be initiated or restored with relatively low expenditure compared to the cost of drilling a new well.
>
> *Undeveloped Reserves* are quantities expected to be recovered through future significant investments. Undeveloped Reserves are to be produced (1) from new wells on undrilled acreage in known accumulations, (2) from deepening existing wells to a different (but known) reservoir, (3) from infill wells that will increase recovery, or (4) where a relatively large expenditure (e.g., when compared to the cost of drilling a new well) is required to (a) recomplete an existing well or (b) install production or

transportation facilities for primary or improved recovery projects.

The extent to which probable and possible reserves ultimately may be recategorized as proved reserves is dependent upon future drilling, testing, and well performance. The degree of risk to be applied in evaluating probable and possible reserves is influenced by economic and technological factors as well as the time element. Estimates of probable and possible reserves in this report have not been adjusted in consideration of these additional risks to make them comparable to estimates of proved reserves.

Estimation of Reserves

Estimates of reserves were prepared by the use of appropriate geologic, petroleum engineering, and evaluation principles and techniques that are in accordance with practices generally recognized by the petroleum industry and in accordance with definitions established by the PRMS. The method or combination of methods used in the analysis of the reservoir was tempered by experience with similar reservoirs, stage of development, quality and completeness of basic data, and production history.

Based on the current stage of field development, the development plans provided by ADNOC, and analyses of areas offsetting existing wells with test or production data, reserves were categorized as proved, probable, or possible.

ADNOC has represented that its senior management is committed to the development plans provided by ADNOC and that ADNOC has the financial capability to execute the development plans, including the drilling and completion of wells and the installation of equipment and facilities.

Where applicable, the volumetric method was used to estimate the quantities of original petroleum in place. Structure maps were prepared to delineate each reservoir, and isochore maps were constructed to estimate reservoir volume. Electrical logs, radioactivity logs, core analyses, and other available data were used to prepare these maps as well as to estimate representative values for porosity and water saturation.

Where applicable, estimates of ultimate recovery were obtained by applying recovery efficiency factors to the estimated quantities of original petroleum in place.

These recovery factors were based on consideration of the type of energy inherent in the reservoirs, analyses of the petroleum, the structural positions of the properties, and the production histories. When applicable, other engineering methods were used to estimate recovery factors based on an analysis of reservoir performance, including production rate, reservoir pressure, and reservoir fluid properties.

For depletion-type reservoirs or those whose performance disclosed a reliable decline in producing-rate trends or other diagnostic characteristics, reserves were estimated by the application of appropriate decline curves or other performance relationships. In the analyses of production-decline curves, proved reserves were estimated only to the limits of economic production as defined under the Definition of Reserves heading of this report.

In certain cases, reserves were estimated by incorporating elements of analogy with similar wells or reservoirs for which more complete data were available.

Future oil producing rates estimated for this report were based on information provided by ADNOC. ADNOC has represented that the rates used for the production forecasts herein are within the capacity of the wells or reservoirs to produce.

Data provided by ADNOC from wells drilled through December 31, 2022, and made available for this evaluation were used to prepare the reserves estimates herein. These reserves estimates were based on consideration of monthly production data available through December 2022. Cumulative production, as of December 31, 2022, was deducted from the estimated gross ultimate recovery to estimate gross reserves.

Oil reserves estimated herein are to be recovered by normal field separation and are expressed in thousands of barrels (10^3bbl). In these estimates, 1 barrel equals 42 United States gallons.

Procedure and Methodology

The Asab, Bida Al Qemzan, Bu Hasa, Huwaila, Mender, Qusahwira, Sahil, and Shah fields are located onshore in the UAE (Figure 1).

CONFIDENTIAL

The fields evaluated produce hydrocarbons from formations in the Cretaceous and Jurassic (Figure 2).

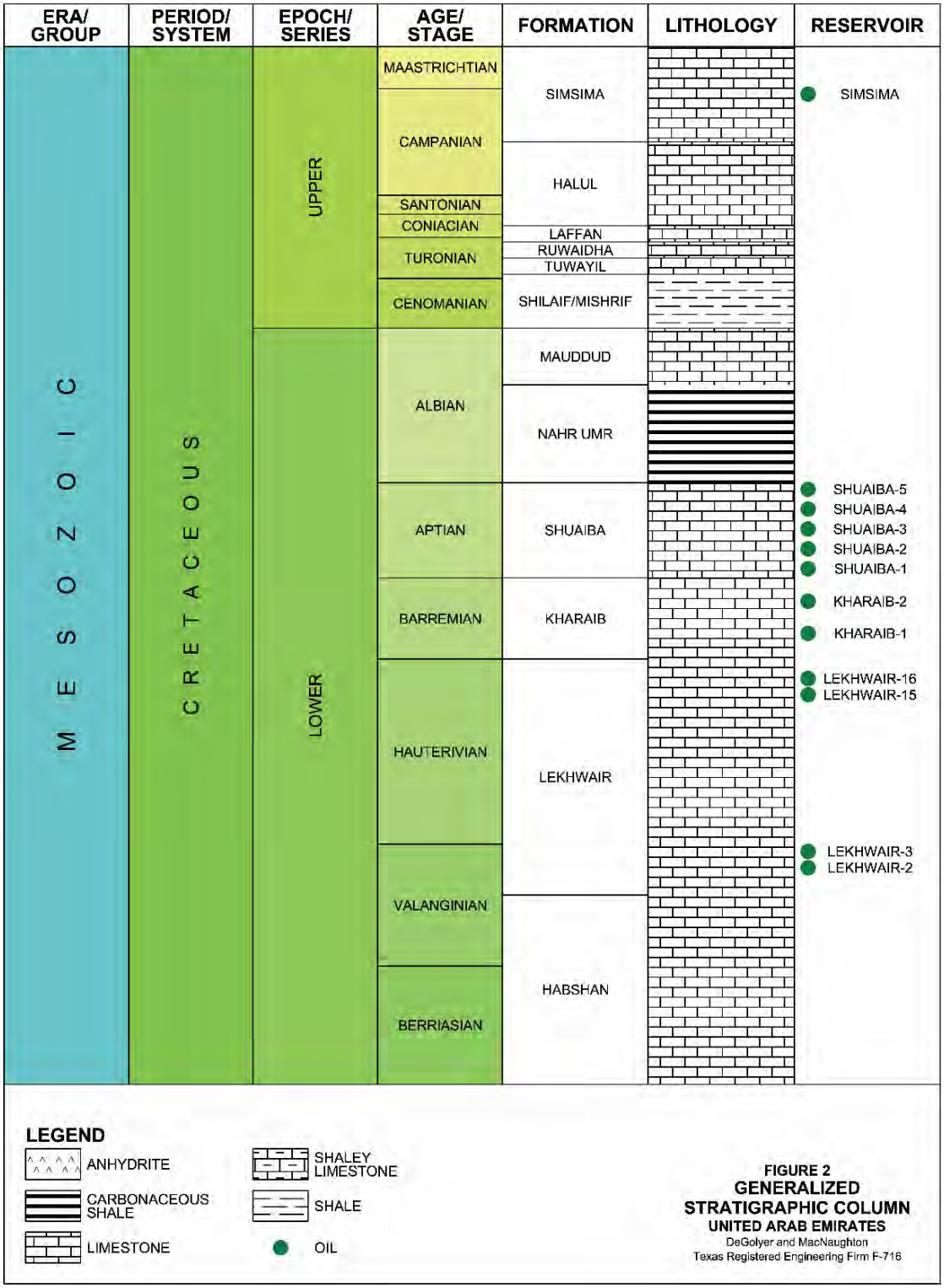

FIGURE 2
GENERALIZED STRATIGRAPHIC COLUMN
UNITED ARAB EMIRATES
DeGolyer and MacNaughton
Texas Registered Engineering Firm F-716

CONFIDENTIAL

There are 20 reservoirs evaluated within the 8 fields herein. While there may be other reservoirs productive of hydrocarbons in these fields, only the referenced reservoirs were evaluated in this report.

Geology and Petrophysics

A detailed petrophysical analysis was conducted for selected key wells in the reservoirs evaluated. This evaluation included fluid analysis, log data, core data, and pressure data. A similar workflow was applied to each field and reservoir, as described below.

Generally, the volume of shale was estimated using the minimum of natural gamma ray and apparent matrix density from the density-neutron crossplot. A linear shale index equation was used for both shale estimations. Geochemical well-log data were used to create a multi-mineral model to further investigate lithology. The multi-mineral model was calibrated using results from X-ray diffraction analysis and matched to core porosity and core grain density. Results of the multi-mineral analysis and X-ray diffraction data in reference wells were used to confirm the endpoints used for shale and clean sand in the deterministic estimation of shale volume in the key wells.

Porosity was primarily estimated using density-neutron crossplot approaches. Porosity estimated using the density-neutron crossplot porosity, corrected for hydrocarbon effects, compared very well to porosity estimates prepared based on the multi-mineral model. Porosity estimates exhibited a strong correlation to corrected core porosity.

Water saturation in individual wells was estimated using the Dual Water Equation or the Archie equation, in most cases. Electrical properties were estimated from special core analysis and were verified by log evaluation. Electrical properties used in the Dual Water Equation consisted of a cementation exponent, a saturation exponent, and a tortuosity factor. Formation water resistivity was estimated based on available samples of formation water, laboratory analysis, or estimates from logs in likely water-saturated intervals, and the estimates were confirmed with Pickett plot analysis where possible.

The estimation of water saturation at initial conditions was accomplished with a saturation-height model, in most reservoirs, using capillary pressure measurements taken in multiple wells. The saturation-height model was verified using independent

evaluation of the capillary pressure measurements and by log analysis in early wells, if possible.

Net pay cutoffs were considered but only applied when appropriate to the evaluation.

Fluid contacts identified from well control and pressure data were used to define the estimated original gas/oil contacts (GOC) and oil/water contacts (OWC) where applicable.

Multiple geocellular models were provided. In general, the static geocellular models were reviewed with an established workflow inclusive of the following:

- Model extent, number of wells, and well locations (location, elevation, and deviation surveys).
- Well tops and stratigraphic zonation.
- Seismic input surfaces used in horizon modeling.
- Well-log data used in petrophysical property modeling.
- Core data.
- Stratigraphic modeling:
  - Verify existing well correlations.
  - Confirm tie between model horizons and well tops.
- Structural modeling:
  - Verify model horizons against input seismic surfaces.
  - Verify structural extrapolation in areas with sparse well control.
  - Generate zonal isochores to verify that the isochores are representative and reasonable.
- Property modeling:
  - Identify the log data used for property distribution.
  - Compare log and core data for conformance.
  - Verify the distribution of facies rock types within the model.
  - Make histograms of the logs and the upscaled and modeled petrophysical properties to ensure that the distributions are representative of the input data.
  - Identify how water saturation was estimated in the model and ensure that the water saturation values in the model were representative of the results of the independent petrophysical analysis.
  - Determine how net-to-gross ratio (NGR) was defined in the model.

- Fluid contacts:
  - Identify the fluid contacts used in the model.
  - Verify the contacts using well-log, dynamic, and engineering data.
  - Estimate hydrocarbon pore volume (HPV) and OOIP from the model.

Based on information regarding the construction of the provided geocellular models and the aforementioned reviews thereof, an independent geological model was constructed for use in the estimation of OOIP for each field and reservoir. An NGR model property was calculated using net pays estimated from the independent petrophysical analysis. A saturation-height function was utilized, where possible, based on provided documentation. In the absence of such information, water saturation-porosity transforms and other methods were utilized to estimate hydrocarbon volumes at water-oil interfaces. For the OWC, a contact surface was independently constructed for use in the volumetric estimation of OOIP.

Engineering

All wells are subject to operational approaches that apply various restrictions at the well level to control total production rates that are below the wells' capacity to produce; therefore, performance trends at the well level are not readily identifiable. While informative and contextual, well-level performance analysis was not, typically, the primary determining factor for the reserves estimates in this evaluation.

Fractional flow analysis was applied to each oil reservoir separately where there was sufficient water production to extrapolate. The historical performance of the reservoirs in the fields, as indicated by oil and water production, was incorporated to estimate the changing saturation in each reservoir, which ultimately relates to the produced water-oil relationship and can be extrapolated to a water-cut limit. The results from the empirical extrapolation of water cut and the application of a more analytical approach of calculating reservoir fractional flow provide additional context for estimation of ultimate recovery in the reservoirs.

Input and output of individual full-reservoir simulation models for the evaluated fields were made available for review. Based on information and data used in the construction of the provided simulation models, an independent review of the simulation models was conducted for use in the estimation of production forecasts and recovery. The models were history-matched from the start of production through at least December 2020. The history matches for each model were analyzed and modified

where necessary to provide a foundation for projections. To properly incorporate the uncertainties in the dynamic models, as well as to understand the potential outcomes for each reservoir, specific model runs were conducted to assess the proper application of model results to the estimation of reserves. Detailed output from those model runs was leveraged by analysis and extrapolation to be used as a tool for estimating reserves and for the construction of forecasts of production.

In general, the simulation models were reviewed with an established workflow.

Reviewed elements were inclusive of four components, as follows:

- Model Inputs.
  - Rock properties (porosity, permeability, initial water saturation): visualize selected layers and cross sections; check distribution, mean, minimum, and maximum values of input; compare upscaled to fine-scaled model.
  - Fluid properties (composition, density, saturation pressure, formation volume factor, solution gas, viscosity): plot model input pressure-volume-temperature (PVT) properties and compare to laboratory data; review trends of PVT properties with depth and location; review calibration of laboratory data to field separator conditions; check reservoir temperature from various sources.
  - Rock-fluid interaction (relative permeability, capillary pressure): identify rock types used in model and review relative permeability and capillary pressure relationships by rock type, if applicable; compare model inputs against laboratory data reports.
  - Reservoir pressure and fluid contacts: compare to formation pressure test data; review and compare with petrophysical analysis and pressure transient testing (where available).
- Model Initialization.
  - Compare model volume-in-place estimates from static (geological model) and dynamic data (prior to, and after, history-match adjustments, if possible).
  - Confirm that model was initialized in capillary-gravity equilibrium.
- History Match.
  - Compare model performance to observed pressure and production data and analyze differences where significant.

  - Review adjustments to inputs used to achieve history match; evaluate effect and consequences of adjustments; consider potential correctional analysis if appropriate.
  - Visualize model results; check for anomalous values in transmissibility and pressure.
  - Review barriers and check for pressure contrasts within equilibrium regions.
- Model Forecasts.
  - Consider forecasts in the context of physical data available on the field or reservoir to understand uncertainty and reasonability.
  - Check transitions from history match to forecast.
  - Check that forecast is representative of the known displacement process; compare saturations at end of forecast to laboratory data.
  - Review forecast parameters, including active well count, production and injection constraints, operational activities, recompletion and drilling schedules, and field capacities.
  - Compare recovery factor to estimates from other engineering analyses (decline curve, fractional flow, material balance, etc.).
  - Request specific forecast runs for existing wells and facilities and for the full-field life development plan; request additional forecasts for understanding and/or adjustments based on reviews in this workflow.

Reservoir simulation model analysis was utilized in conjunction with other evaluation techniques to prepare reserves estimates and projections of reserves estimates.

Reserves Estimates

Asab Field

The Asab field is located onshore approximately 130 kilometers south of the city of Abu Dhabi. The field was discovered in 1965 and production began in 1970. There are approximately 377 active producers in the field, and the field produces at a rate of about 375 thousand barrels per day (bbl/d) of oil.

The Asab field is interpreted as a northeast/southwest-trending faulted anticline that contains multiple hydrocarbon accumulations in the Lower Cretaceous Thamama Group. Four Lower Cretaceous reservoirs were evaluated in the Asab field: Kharaib-1, Kharaib-2, Lekhwair 16-15, and Shuaiba-1. The reservoirs are interpreted to have been deposited on a broad, shallow water carbonate shelf and consist of porous

and permeable intervals separated by dense layers. Reservoir thickness and parameters are generally consistent across the field, but degradation in reservoir properties was observed on the flanks of the field. A structure map on the top of the Kharaib-2 reservoir is presented on Figure 3. All four reservoirs are developed and producing, and water injection (typically peripheral) and gas injection (typically crestal) are ongoing. The dominant reservoir, where more than 48 percent of the oil in place has been recovered to date, is the Kharaib-2 reservoir, which has produced over 4 billion barrels of oil.

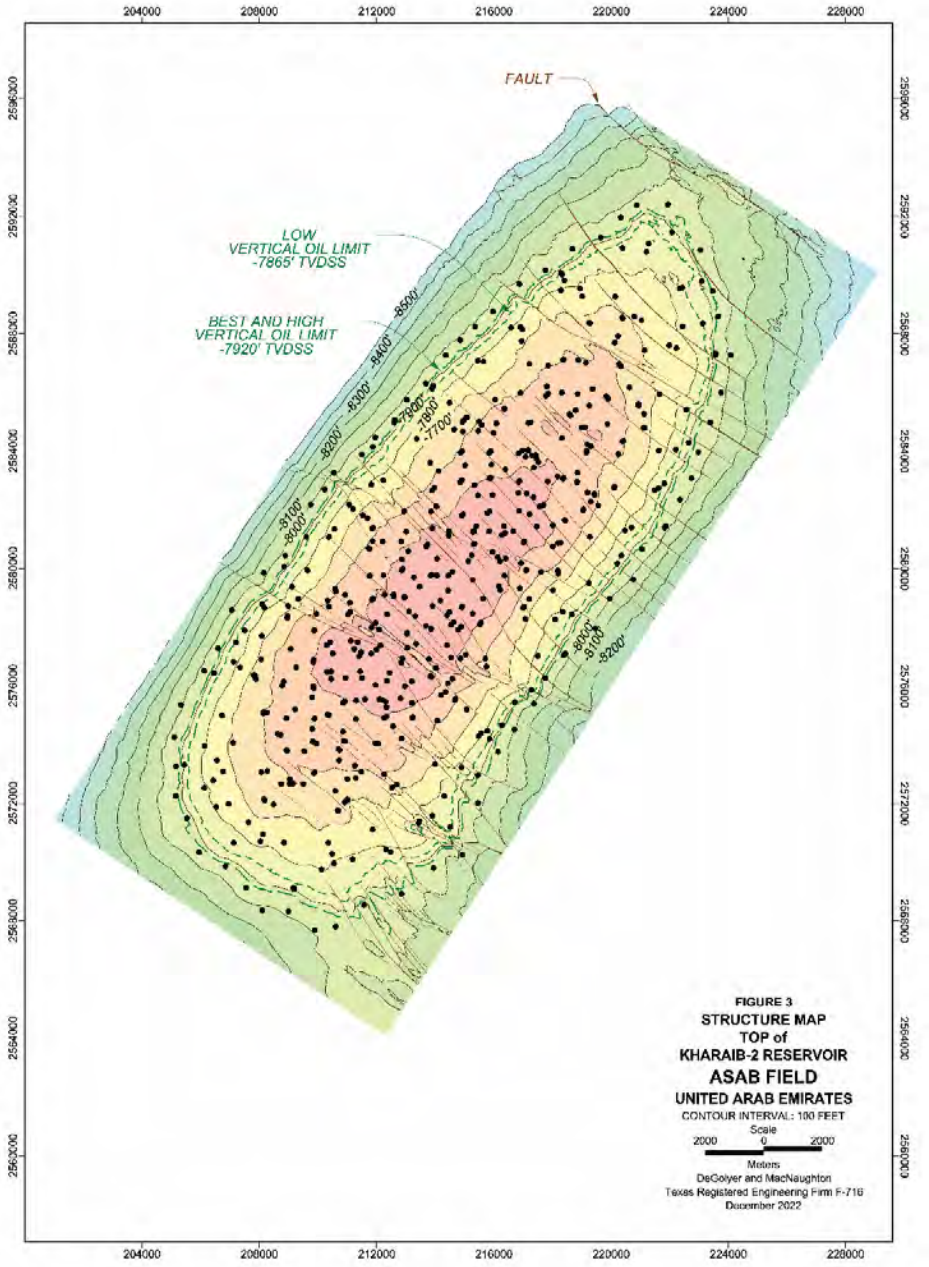

CONFIDENTIAL

Planned future development includes the drilling of 67 additional producers and 65 additional injectors. Water handling is to be increased as needed until the field is economically depleted.

Bida Al Qemzan Field

The Bida al Qemzan field is located onshore approximately 130 kilometers southwest of Abu Dhabi. The field was discovered in 1976 and production began in 2007. There are approximately 30 active producers in the field, and the field produces at a rate of more than 6 thousand bbl/d of oil.

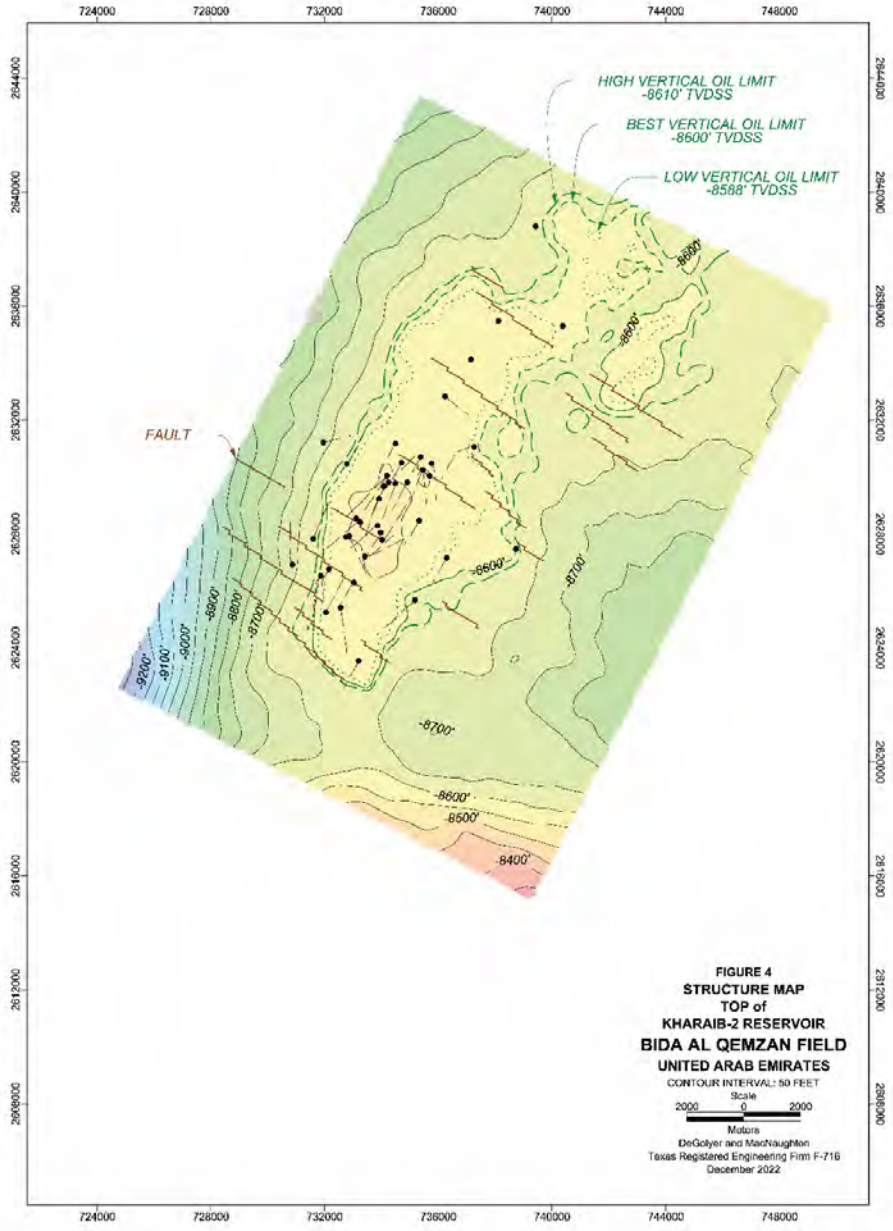

CONFIDENTIAL

The Bida Al Qemzan field is interpreted as a northeast/southwest-trending faulted anticline that contains multiple hydrocarbon accumulations in the Lower Cretaceous Thamama Group and Jurassic Arab Formation. Three producing reservoirs were evaluated in the Bida Al Qemzan field: Kharaib-2, Lekhwair-3, and Shuaiba-1. The reservoirs are interpreted to have been deposited on a broad, shallow water carbonate shelf and consist of porous and permeable intervals separated by dense layers. Reservoir thickness and parameters are generally consistent across the field, but degradation in reservoir properties was observed on the flanks of the field. A structure map on the top of the Kharaib-2 reservoir is presented on Figure 4. All three reservoirs are developed, and water injection is ongoing. The primary reservoir, where more than 78 percent of the oil in place has been recovered to date, is the Kharaib-2 reservoir, which has produced over 24 million barrels of oil.

The producing reservoirs are mostly developed, and only a few additional producers and injectors are planned.

Bu Hasa Field

The Bu Hasa field is located onshore approximately 150 kilometers southwest of Abu Dhabi. The field was discovered in 1962 and production began in 1965. There are approximately 400 active producers in the field, and the field produces at a rate of more than 600 thousand bbl/d of oil.

The Bu Hasa field is interpreted as a north/south-trending faulted anticline that contains multiple hydrocarbon accumulations in the Lower Cretaceous Thamama Group and Jurassic Arab Formation. Three reservoirs were evaluated in the Bu Hasa field: Kharaib-2, Lekhwair-3, and Shuaiba-1-5. The reservoirs are interpreted to have been deposited on a broad, shallow water carbonate shelf and consist of porous and permeable intervals separate by dense layers. Reservoir thickness and parameters are generally consistent across the field, but degradation in reservoir properties was observed on the flanks of the field. A structure map on the top of the Shuaiba-1-5 reservoir is presented on Figure 5.

The Shuaiba-1-5, Kharaib-2, and Lekhwair-3 reservoirs are developed and producing, and water injection (typically peripheral) and gas injection (typically crestal) are ongoing. The dominant reservoir, where more than 33 percent of the oil in place has been recovered to date, is the Shuaiba-1-5 reservoir, which has produced over 8 billion barrels of oil.

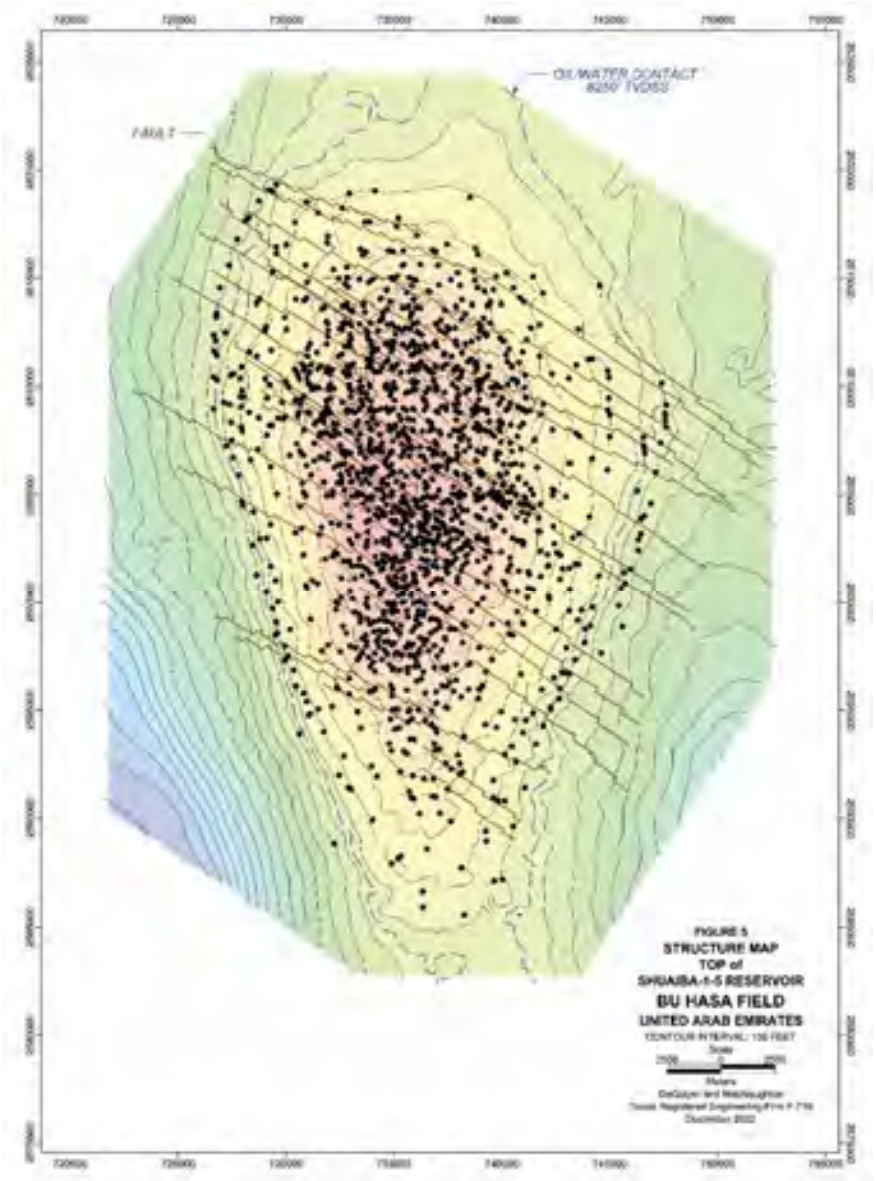

Planned future development includes the drilling of 342 additional producers and 147 additional injectors. Water handling is to be increased as needed until the field is economically depleted.

Huwaila Field

The Huwaila field is located onshore approximately 170 kilometers southwest of Abu Dhabi. The field was discovered in 1965 and production began in 1968. There are six active producers in the field, and the field produces at a rate of about 14 thousand bbl/d of oil.

The Huwaila field is interpreted as a north/south-trending low relief anticline that contains multiple hydrocarbon accumulations in the Lower Cretaceous Thamama Group and Jurassic Arab Formation. One reservoir was evaluated in the Huwaila field: Shuaiba-1-5. The reservoir is interpreted to have been deposited on a broad, shallow water carbonate shelf. Reservoir thickness and parameters are generally consistent across the field, but some degradation of reservoir properties was observed on the flanks of the field. A structure map on the top of the Shuaiba-1-5 reservoir is presented on Figure 6. The Shuaiba-1-5 reservoir is developed and producing, and

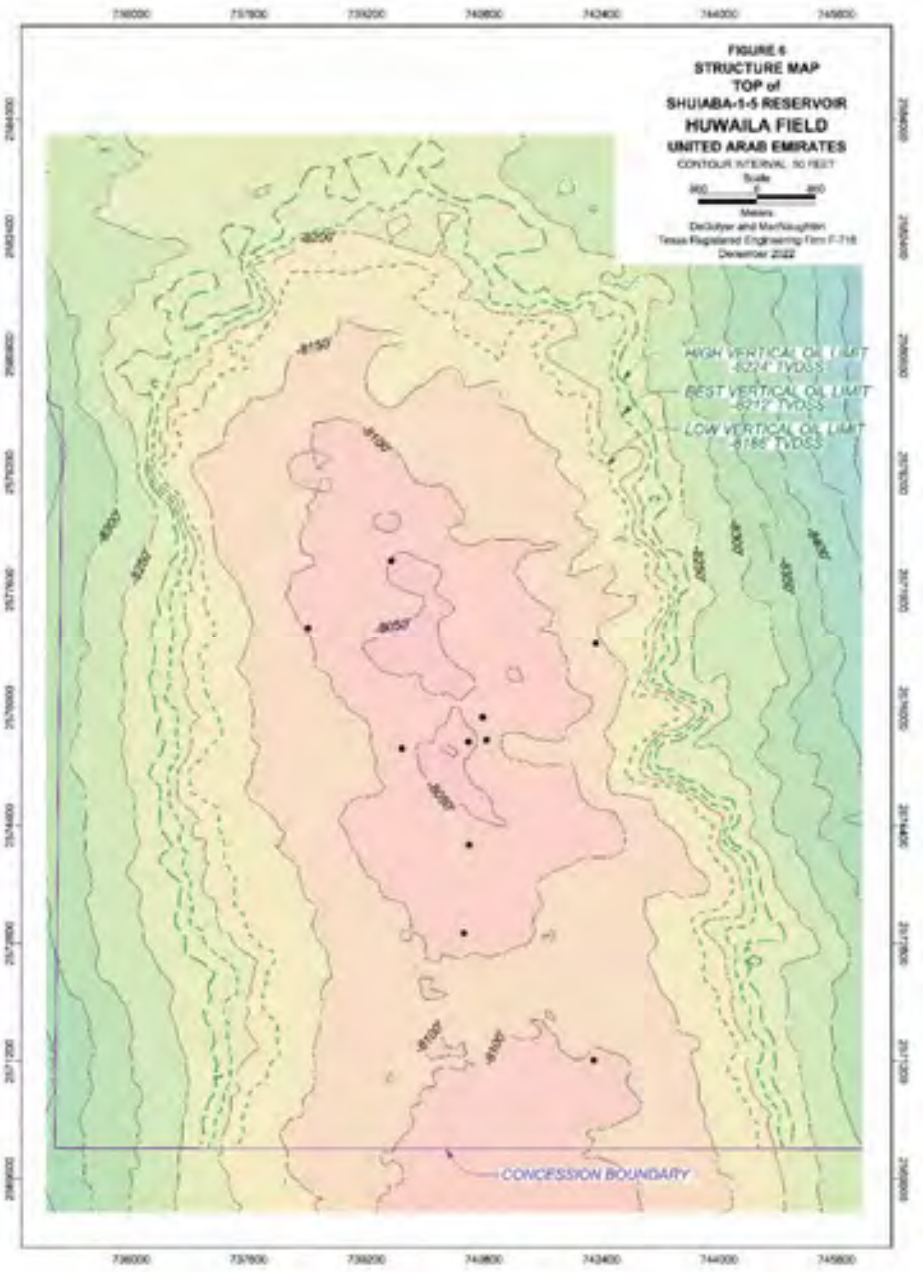

CONFIDENTIAL

water injection is ongoing. The Shuaiba-1-5 reservoir has produced over 69 million barrels of oil.

Planned future development includes the drilling of six additional producers.

Mender Field

The Mender field is located onshore approximately 200 kilometers south of Abu Dhabi. The field was discovered in 1975 and production began in 2017. There are approximately 35 active horizontal oil producers in the field, and the field produces at a rate of more than 19 thousand bbl/d of oil.

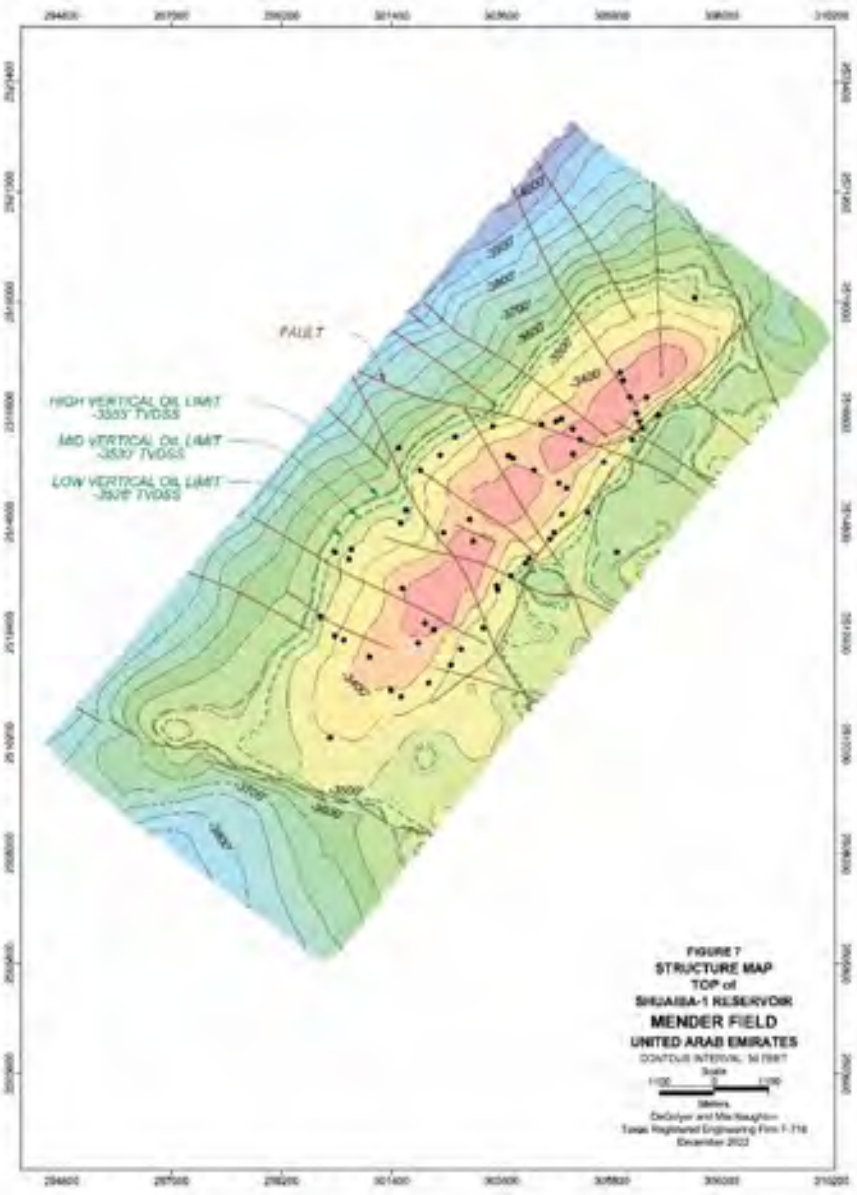

CONFIDENTIAL

The Mender field is interpreted as a northeast/southwest-trending faulted anticline that contains multiple hydrocarbon accumulations in the Lower Cretaceous Thamama Group. Two reservoirs were evaluated in the Mender field: Shuaiba-1 and Kharaib-2. The reservoirs are interpreted to have been deposited on a broad, shallow water carbonate shelf. Reservoir thickness and parameters are generally consistent across the field, but some degradation of reservoir properties was observed on the flanks of the field. A structure map on the top of the Shuaiba-1 reservoir is presented on Figure 7. The Shuaiba-1 and Kharaib-2 reservoirs are developed and producing, and water injection is ongoing. The Shuaiba-1 and Kharaib-2 reservoirs reservoir have produced over 33 million barrels of oil.

Planned future development includes the drilling of 51 additional producers and 35 additional injectors.

Qusahwira Field

The Qusahwira field is located onshore approximately 260 kilometers south of Abu Dhabi. The field was discovered in 1976 and production began in 2013. There are approximately 26 active producers in the field, and the field produces at a rate of more than 44 thousand bbl/d of oil.

The Qusahwira field is interpreted as a northeast/southwest-trending faulted anticline that contains multiple hydrocarbon accumulations in the Lower Cretaceous Thamama Group. One reservoir was evaluated in the Qusahwira field: Shuaiba-1. The reservoir is interpreted to have been deposited on a broad, shallow water carbonate shelf. Reservoir thickness and parameters are generally consistent across the field, but some degradation of reservoir properties was observed on the flanks of the field. A structure map on the top of the Shuaiba-1 reservoir is presented on Figure 8. The Shuaiba-1 reservoir is developed and producing, and water injection (peripheral) and gas injection (crestal) are ongoing. The Shuaiba-1 reservoir has produced over 35 million barrels of oil, which accounts for more than 3 percent of the oil in place. The Shuaiba-1 reservoir produces at a rate of more than 19 thousand bbl/d of oil.

Planned future development includes the drilling of 14 additional producers and 26 additional injectors. Water handling is to be increased as needed until the reservoir is economically depleted. The contingent resources portion of the reservoir volumes include incremental recovery for enhanced oil recovery (EOR) and higher hydrocarbon pore volume injection.

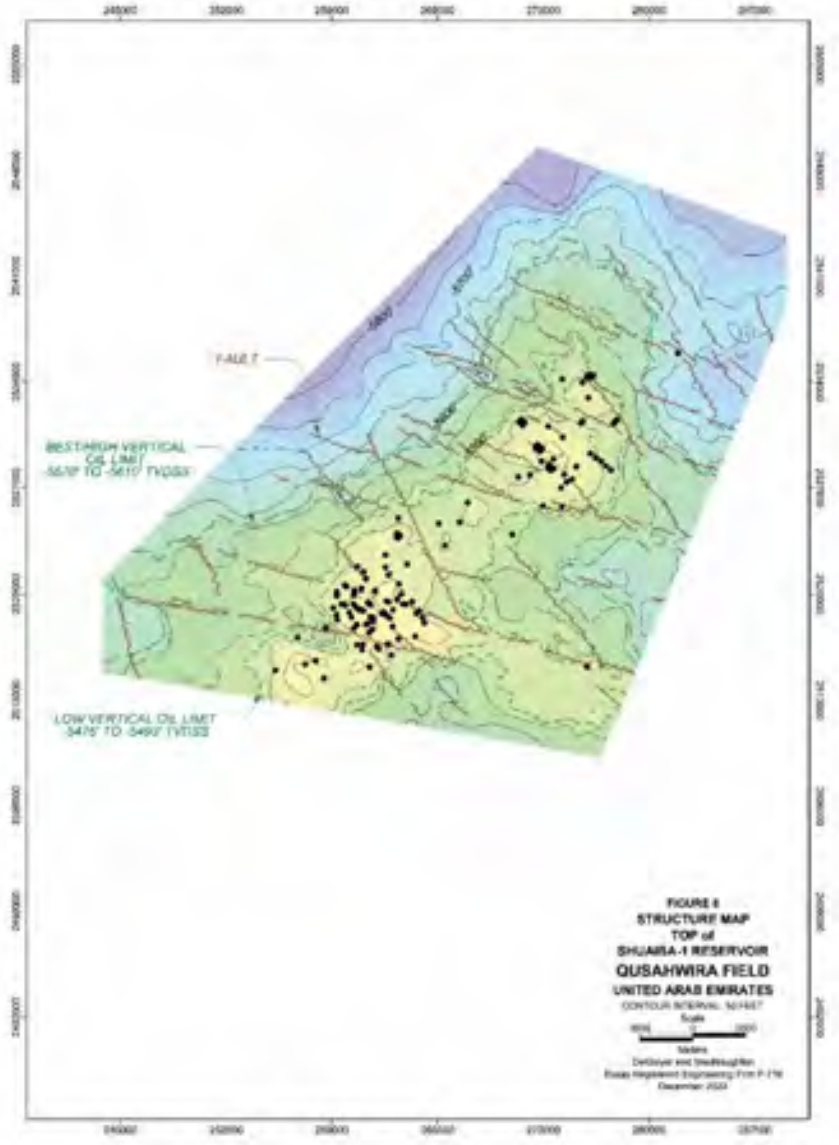

Sahil Field

The Sahil field is located onshore approximately 90 kilometers south of Abu Dhabi. The field was discovered in 1967 and production began in 1975. There are approximately 154 active producers in the field, and the field produces at a rate of more than 108 thousand bbl/d of oil.

The Sahil field is interpreted as a northeast/southwest-trending faulted anticline that contains multiple hydrocarbon accumulations in the Lower Cretaceous Thamama Group. Five reservoirs were evaluated in the Sahil field: Kharaib-1, Kharaib-2, Lekhwair-3, Lekhwair-15, and Shuaiba-1. The reservoirs are interpreted to have been deposited on a broad, shallow water carbonate shelf. Reservoir thickness and parameters are generally consistent across the field, but some degradation of reservoir properties was observed on the flanks of the field. A structure map on the top of the Kharaib-2 reservoir is presented on Figure 9. All five reservoirs are developed and producing, and water injection and gas injection are ongoing in the Kharaib-2 and Shuaiba-1 reservoirs. Water injection is ongoing in the Kharaib-1, Lekhwair-3, and Lekhwair-15 reservoirs, and gas injection is planned for the Kharaib-1 and Lekhwair-3 reservoirs. The Kharaib-2 reservoir has produced over 477 million barrels of oil.

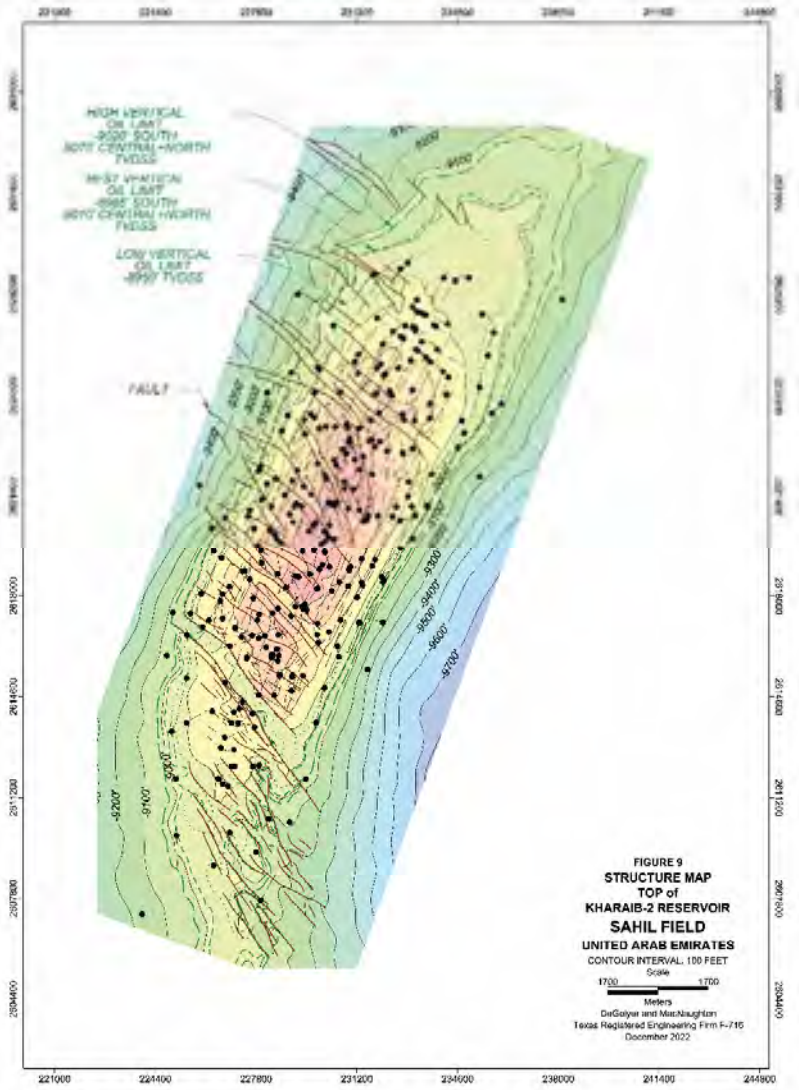

CONFIDENTIAL

Planned future development includes the drilling of 83 additional producers and 67 additional injectors. Water handling is to be increased as needed until the field is economically depleted.

Shah Field

The Shah field is located onshore approximately 210 kilometers south of Abu Dhabi. The field was discovered in 1967 and production began in 1982. There are approximately 96 active producers in the field, and the field produces at a rate of more than 70 thousand bbl/d of oil.

The Shah field is interpreted as a northeast/southwest-trending faulted anticline that contains multiple hydrocarbon accumulations in the Upper Cretaceous Simsima Formation, Lower Cretaceous Thamama Group and Jurassic Arab Formation. One reservoir was evaluated in the Shah field: Simsima. The Simsima reservoir is interpreted to have been deposited on a broad, shallow water carbonate shelf. Reservoir thickness and parameters are generally consistent across the field, but some degradation of reservoir properties was observed on the flanks of the field. A structure map on the top of the Simsima reservoir is presented on Figure 10. The Simsima reservoir is developed and producing, and water injection is ongoing. The Simsima reservoir has produced over 590 million barrels of oil.

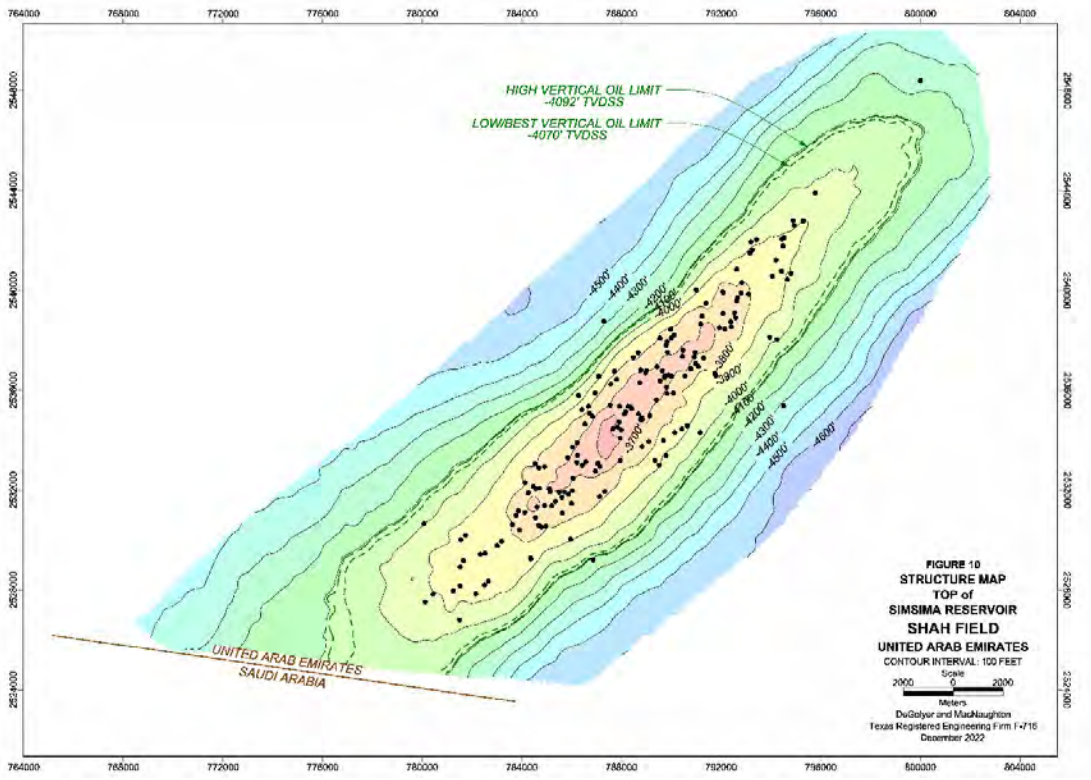

CONFIDENTIAL

Planned future development includes the drilling of 49 additional producers and 46 additional injectors. Water handling is to be increased as needed until the field is economically depleted.

Reserves were estimated based on consideration of the static geological models, dynamic simulation model projections, and performance trends (including fractional flow extrapolations). In general, based on the evaluation described herein, the recovery factors were estimated in consideration of various sensitivities and development scenarios.

Developed reserves were estimated based on the existing wells and equipment in consideration of the ongoing level of workover, well replacement, artificial-lift installation, and sidetrack activities that seek to maintain production rates over time (with due consideration to the managed decline where applicable). These activities were considered as maintenance expenditures and are not insignificant.

ADNOC provided development well planning, timing, and budget information, and these plans were used as the basis for the estimated undeveloped reserves in this report with adjustments as necessary to account for reserves scenarios, annual production targets, and facilities constraints that influenced the estimated future production rates reported herein. Development plans were considered separately for each reservoir. The development plans include drilling additional wells, adding electric submersible pumps (ESPs), recompleting wells, and installing or adding water and/or gas injection.

The estimated gross and net proved, probable, and possible reserves, as of December 31, 2022, of the properties evaluated herein are summarized as follows, expressed in thousands of barrels (10^3bbl):

	Oil Reserves	
	Gross (10^3bbl)	**Net (10^3bbl)**
Proved	10,720,303	7,342,445
Probable	3,854,084	2,763,317
Possible	4,081,003	3,196,085

Note: Probable and possible reserves have not been risk adjusted to make them comparable to proved reserves.

The appendix bound with this report includes tables that contain additional details regarding the reserves estimated herein.

CONFIDENTIAL

Valuation of Reserves

Revenue values in this report were estimated using initial prices, expenses, and costs provided by ADNOC and forecast price, expense, and cost assumptions specified herein. Gross and net reserves estimated herein were based on the Base Case price and cost estimations. Two price sensitivity cases were evaluated with future prices that vary from those used in the Base Case, as described below.

Revenue values associated with reserves were estimated utilizing methods generally accepted by the petroleum industry. Production forecasts of reserves were based on the development plan for each of the reservoirs evaluated. The future net revenue and net present value of the reserves were estimated using the stated price and cost assumptions for each of three price cases and the appropriate license terms provided by ADNOC.

In this report, values for 1P, 2P, and 3P reserves were based on projections of estimated future production and revenue prepared for these properties with no risk adjustment applied to the probable or possible reserves. Probable and possible reserves involve substantially higher risk than proved reserves. Revenue values associated with 2P and 3P reserves have not been adjusted to account for such risks; this adjustment would be necessary in order to make values associated with probable and possible reserves comparable to values associated with proved reserves.

The following assumptions were used for estimating the Base Case revenue values reported herein:

Oil Price

ADNOC provided historical pricing information, and it has represented that the provided oil price was the average price for December 2022. The oil price used for this report was U.S.$75 per barrel. This price was held constant for the lives of the fields.

Operating Expenses and Capital and Abandonment Costs

Current operating expenses and operating expense forecasts provided by ADNOC were used in estimating future expenses required to operate the fields. In certain cases, future expenditures, either higher or lower than current expenditures,

may have been used because of anticipated changes in operating conditions, but no general escalation due to inflation was applied. Future capital and abandonment costs were estimated using current forecasts provided by ADNOC. Generally, abandonment costs, which are those costs associated with the removal of equipment, plugging of wells, and reclamation and restoration associated with the abandonment, were assigned the year after cessation of economic production. Economic limits for each field were estimated prior to any abandonment obligations. No general escalation due to inflation was applied to capital and abandonment costs in this report.

Royalty

Royalty was applied at a rate of 20 percent of production.

The estimated future revenue and costs attributable to ADNOC's interest in the 1P, 2P, and 3P reserves, as of December 31, 2022, of the properties evaluated under the Base Case economic assumptions described herein are summarized as follows, expressed in thousands of United States dollars (10^3U.S.$):

	Base Case		
	1P (10^3U.S.$)	**2P (10^3U.S.$)**	**3P (10^3U.S.$)**
Future Gross Revenue	560,239,275	757,932,858	1,015,130,007
Operating Expenses	33,590,206	41,571,396	59,284,157
Capital and Abandonment Costs	4,847,197	4,938,194	5,153,771
Royalties	110,136,674	151,586,565	199,527,841
Future Net Revenue	411,665,198	559,836,703	751,164,238
Net Present Value at 9 Percent	128,226,724	152,611,579	170,566,474
Net Present Value at 10 Percent	119,185,889	140,444,973	155,408,262

Note: Values for probable and possible reserves have not been risk adjusted to make them comparable to values for proved reserves.

Sensitivities

Two price sensitivity cases were evaluated for this report to present alternative outcomes to the estimated future revenue for estimated reserves. Oil prices in the sensitivity cases vary from initial conditions and differ from the Base Case. Reserves estimates herein were based on the Base Case conditions, and quantities in the sensitivity cases were those included up to the point when an economic limit is reached

for a given reservoir. Unless noted otherwise, all other components of the evaluation for the sensitivity cases were the same as stated for the Base Case herein.

For the Low Price Case, the oil price was reduced by 20 percent relative to the Base Case. This price was held constant for the full evaluation period.

For the High Price Case, the oil price was increased by 20 percent relative to the Base Case. This price was held constant for the full evaluation period.

The estimated future revenue and costs attributable to ADNOC's interest in the 1P, 2P, and 3P quantities, as of December 31, 2022, of the properties evaluated under the Low Price Case and High Price Case economic assumptions described herein are summarized as follows, expressed in thousands of United States dollars (10^3U.S.$):

	Low Price Case		
	1P (10^3U.S.$)	**2P (10^3U.S.$)**	**3P (10^3U.S.$)**
Future Gross Revenue	448,092,155	606,301,916	812,027,741
Operating Expenses	33,501,204	41,532,307	59,217,746
Capital and Abandonment Costs	4,846,564	4,937,982	5,153,469
Royalties	88,089,469	121,260,391	159,607,026
Future Net Revenue	321,654,918	438,571,236	588,049,500
Net Present Value at 9 Percent	100,653,169	119,957,590	134,150,219
Net Present Value at 10 Percent	93,552,341	110,383,495	122,215,344

	High Price Case		
	1P (10^3U.S.$)	**2P (10^3U.S.$)**	**3P (10^3U.S.$)**
Future Gross Revenue	672,331,348	909,567,180	1,218,203,760
Operating Expenses	33,622,330	41,605,475	59,319,729
Capital and Abandonment Costs	4,847,448	4,938,395	5,153,981
Royalties	132,172,835	181,913,438	239,442,952
Future Net Revenue	501,688,735	681,109,872	914,287,098
Net Present Value at 9 Percent	155,800,304	185,265,543	206,982,732
Net Present Value at 10 Percent	144,819,457	170,506,476	188,601,176

Note: Values for probable and possible reserves have not been risk adjusted to make them comparable to values for proved reserves.

Definition of Contingent Resources

Estimates of contingent resources presented in this report have been prepared in accordance with the PRMS approved in March 2007 and revised in June 2018 by the Society of Petroleum Engineers, the World Petroleum Council, the American Association of Petroleum Geologists, the Society of Petroleum Evaluation Engineers, the Society of Exploration Geophysicists, the Society of Petrophysicists and Well Log Analysts, and the European Association of Geoscientists & Engineers. Because of the lack of commerciality or sufficient development drilling, the contingent resources estimated herein cannot be classified as reserves. The petroleum contingent resources are classified as follows:

> *Contingent Resources* are those quantities of petroleum estimated, as of a given date, to be potentially recoverable from known accumulations by application of development projects, but which are not currently considered to be commercially recoverable owing to one or more contingencies.

Contingent Resources are further categorized in accordance with the level of certainty associated with the estimates and may be sub-classified based on project maturity and/or characterized by the economic status.

> *Economically Viable Contingent Resources* are those quantities associated with technically feasible projects where cash flows are positive under reasonably forecast conditions but are not Reserves because it does not meet the other commercial criteria.

> *Economically Not Viable Contingent Resources* are those quantities for which development projects are not expected to yield positive cash flows under reasonable forecast conditions. May also be subject to additional unsatisfied contingencies.

Where evaluations are incomplete and it is premature to clearly define the associated cash flows, it is acceptable to note that the project economic status is "undetermined."

The estimation of petroleum resources is subject to both technical and commercial uncertainties and, in general, may be quoted as a range. The range of uncertainty reflects a reasonable range of estimated potentially recoverable

quantities. In all cases, the range of uncertainty is dependent on the amount and quality of both technical and commercial data that are available and may change as more data become available.

> *1C (Low), 2C (Best), and 3C (High) Estimates* – Estimates of contingent resources in this report are expressed using the terms 1C (low) estimate, 2C (best) estimate, and 3C (high) estimate to reflect the range of uncertainty.

Estimation of Contingent Resources

Estimates of contingent resources were prepared by the use of appropriate geologic, petroleum engineering, and evaluation principles and techniques that are in accordance with practices generally recognized by the petroleum industry and in accordance with definitions established by the PRMS. The method or combination of methods used in the analysis of each reservoir was tempered by experience with similar reservoirs, stage of development, quality and completeness of basic data, and production history.

Based on the current stage of field development, production performance, the development plans provided by ADNOC, and analyses of areas offsetting existing wells with test or production data, contingent resources were categorized as 1C, 2C, or 3C.

When applicable, the volumetric method was used to estimate the quantities of original petroleum in place. Structure maps were prepared to delineate each reservoir, and isopach maps were constructed to estimate reservoir volume. Electrical logs, radioactivity logs, core analyses, and other available data were used to prepare these maps as well as to estimate representative values for porosity and water saturation.

Where applicable, estimates of ultimate recovery were obtained after applying recovery factors to the estimated quantities of original petroleum in place. These recovery factors were based on consideration of the type of energy inherent in the reservoirs, analyses of the petroleum, the structural positions of the properties, and the production histories. When applicable, other engineering methods were used to estimate recovery factors. In such cases, an analysis of reservoir performance, including production rate, reservoir pressure, and gas-oil ratio behavior, was used in the estimation of contingent resources.

In certain cases, estimates of contingent resources incorporated elements of analogy with similar wells or reservoirs for which more complete data were available.

The contingent resources estimates presented herein were generally based on consideration of drilling results, analyses of available geophysical and geological data, well-test results, and pressure and core data available through December 31, 2022. The development and economic status of the properties evaluated was based on the status as of December 31, 2022.

Oil contingent resources estimated herein are those to be recovered by normal field separation and are expressed in 10^3bbl. In these estimates, 1 barrel equals 42 United States gallons.

The contingent resources estimated herein are those quantities of petroleum that are potentially recoverable from known accumulations but which are not currently considered to be commercially recoverable. Because of the uncertainty of commerciality, the contingent resources estimated herein cannot be classified as reserves. The contingent resources estimates in this report are provided as a means of comparison to other contingent resources and do not provide a means of direct comparison to reserves. The contingent resources estimated in this report have an economic status of undetermined, since the evaluations of those contingent resources are at a stage such that it is premature to clearly define the associated cash flows.

All of the contingent resources estimated herein were based on development activities identified through in-depth analysis of the available reservoir and well data that are not yet approved and/or committed by ADNOC.

Recovery Estimates

In investigating the estimated recovery from each reservoir, multiple methods were employed to utilize the data available in each circumstance. In a producing reservoir, production and pressure history were utilized for performance and deliverability analysis. Analysis of laboratory data to determine fractional flow characteristics was incorporated, and dynamic modeling was utilized in most reservoirs. For estimating contingent resources, the effects of applying a full range of development options were evaluated. This approach focused on maximizing the potential recovery from a given reservoir.

Generally, the maximization effort included six elements, where applicable: (1) reservoir complexity index (RCI) comparisons to analogous fields based on reservoir and fluid quality (indicating potential for higher recovery), (2) recovery potential that could be identified by model (static and dynamic) refinement, (3) application of analytical approaches (Koval fractional flow, among others) indicating that more injection (in terms of pore volumes) may increase recovery, (4) identification of bypassed or neglected hydrocarbons (typically realized through additional drilling), (5) EOR screening and application assessments, and (6) operational adjustments such as well shut-in strategies and a higher tolerance for water cut (95 percent or more) in wells.

Simulation models, where available or composed independently, were utilized to consider sensitivities and outcomes of projected activity. Reservoir simulation model analysis was utilized in conjunction with other evaluation techniques to complete estimates and projections of contingent resources. Sensitivities with higher water-cut limits (well, reservoir, field), more drilling (more area and variable density of wells), and other variables were considered through multiple runs of the models utilized. Theoretically, contingent resources can be realized if sufficient planning and commitment are applied in each reservoir.

Contingent resources estimated herein were based on the achievement of higher water cuts (95 percent and higher), shutting wells in at lower production rates (longer lives), infill drilling, and applications of EOR.

The evaluation of contingent resources includes consideration of projects that would be incremental to reserves scenarios. As such, an estimate of reserves plus contingent resources for a low, best, and high case is a basis for estimating ultimate recovery. The increment in each category of contingent resources reflects the impact of the contingent resources projects on the estimated ultimate recovery in each case.

Due to variations in the development plans associated with each reserves category, there are resulting variations in the quantities of oil available to be classified as proved, probable, and possible reserves. In certain fields, there exists a wide range of reserves outcomes associated with existing or approved projects. Because of the reclassification of certain 2C or 3C contingent resources as probable or possible reserves in some fields, the estimated quantities of 3C contingent resources may be less than those quantities estimated for 2C contingent resources in certain fields evaluated in this report.

The estimated gross and net contingent resources, as of December 31, 2022, of the properties evaluated herein are summarized as follows, expressed in thousands of barrels (10^3bbl):

	Oil Contingent Resources	
	Gross (10^3bbl)	**Net (10^3bbl)**
1C	3,046,132	1,827,679
2C	4,039,519	2,423,712
3C	3,667,290	2,200,374

Notes:
1. Application of any risk factor to contingent resources quantities does not equate contingent resources with reserves.
2. There is no certainty that it will be commercially viable to produce any portion of the contingent resources evaluated herein.
3. The contingent resources estimated in this report have an economic status of undetermined, since the evaluation of these contingent resources is at a stage such that it is premature to clearly define the associated cash flows.
4. Due to variations in the development plans associated with each reserves category, there are resulting variations in the quantities of oil available to be classified as proved, probable, and possible reserves. In certain fields, there exists a wide range of reserves outcomes associated with existing or approved projects. Because of the reclassification of certain 2C or 3C contingent resources as probable or possible reserves in some fields, the estimated quantities of 3C contingent resources may be less than those quantities estimated for 2C contingent resources in certain fields evaluated in this report.

Professional Qualifications

DeGolyer and MacNaughton is a Delaware Corporation with offices at 5001 Spring Valley Road, Suite 800 East, Dallas, Texas 75244, U.S.A. The firm has been providing petroleum consulting services throughout the world since 1936. The firm's professional engineers, geologists, geophysicists, petrophysicists, and economists are engaged in the independent evaluation of oil and gas properties, evaluation of hydrocarbon and other mineral prospects, basin evaluations, comprehensive field studies, equity studies, and studies of supply and economics related to the energy industry. Except for the provision of professional services on a fee basis, DeGolyer and MacNaughton has no commercial arrangement with any other person or company involved in the interests which are the subject of this report.

We are independent petroleum evaluators and are independent of ADNOC. None of our employees have any financial interest in the subject properties, and neither the employment to perform this work nor our compensation is contingent on the results of our estimates of reserves and resources for the properties evaluated in this report.

The evaluation has been supervised by Mr. Regnald A. Boles, an Executive Vice President and Division Manager with DeGolyer and MacNaughton, a Registered Professional Engineer in the State of Texas, and a member of the Society of Petroleum Engineers, the Society of Petroleum Evaluation Engineers, and the European Association of Geoscientists & Engineers. He has over 40 years of oil and gas industry experience.

Submitted,



DeGOLYER and MacNAUGHTON
Texas Registered Engineering Firm F-716



Regnald A. Boles, P.E.
Executive Vice President
DeGolyer and MacNaughton

CONFIDENTIAL

TABLE A-1
PROPERTIES EVALUATED
as of
DECEMBER 31, 2022
with interests attributable to
ABU DHABI NATIONAL OIL COMPANY
in the
UNITED ARAB EMIRATES

Field Reservoir	License Regime	Working Interest (%)
Asab Kharaib-1 Kharaib-2 Lekhwair-16 Shuaiba-1	Concession	60.00
Bida Al Qemzan Kharaib-2 Lekhwair-2 Shuaiba-1	Concession	60.00
Bu Hasa Kharaib-2 Lekhwair-3 Shuaiba	Concession	60.00
Huwaila Shuaiba	Concession	60.00
Mender Kharaib-2 Shuaiba-1	Concession	60.00
Qusahwira Shuaiba-1	Concession	60.00
Sahil Kharaib-1 Kharaib-2 Lekhwair-15 Lekhwair-3 Shuaiba-1	Concession	60.00
Shah Simsima	Concession	60.00

Note: The interests held by Abu Dhabi National Oil Company are as host concessionnaire and have no practical expiration date. From January 1, 2055, the interest held by ADNOC will be 100 percent for the purposes of this report.

These data accompany the report of DeGolyer and MacNaughton and are subject to its terms and conditions.

TABLE A-2
SUMMARY of RESERVES
as of
DECEMBER 31, 2022
attributable to
ABU DHABI NATIONAL OIL COMPANY
in the
UNITED ARAB EMIRATES

	Oil Reserves (10^3bbl)	
Reserves Category	**Gross**	**Net**
Proved	10,720,303	7,342,445
Probable	3,854,084	2,763,317
Possible	4,081,003	3,196,085

Note: Probable and possible reserves have not been risk adjusted to make them comparable to proved reserves.

TABLE A-3
SUMMARY of RESERVES and REVENUE
as of
DECEMBER 31, 2022
attributable to
ABU DHABI NATIONAL OIL COMPANY
in the
UNITED ARAB EMIRATES

			ADNOC	
	Oil Reserves (10^3bbl)		Future Net Revenue	Net Present Value at 10 Percent
Reserves Category	Gross	Net	(10^3U.S.$)	(10^3U.S.$)
1P	10,720,303	7,342,445	411,665,198	119,185,889
2P	14,574,387	10,105,762	559,836,703	140,444,973
3P	18,655,390	13,301,847	751,164,238	155,408,262

Note: Probable and possible reserves and values for probable and possible reserves have not been risk to make them comparable to proved reserves and values for proved reserves.

TABLE A-4
SUMMARY of 1P RESERVES and REVENUE by FIELD
as of
DECEMBER 31, 2022
attributable to
ABU DHABI NATIONAL OIL COMPANY
in the
UNITED ARAB EMIRATES

ADNOC

Field	Oil Reserves (10^3bbl) Gross	Oil Reserves (10^3bbl) Net	Future Gross Revenue (10^3U.S.$)	Operating Expenses (10^3U.S.$)	Capital and Abandonment Costs (10^3U.S.$)	Royalties (10^3U.S.$)	Future Net Revenue (10^3U.S.$)	Net Present Value at 10 Percent (10^3U.S.$)
Asab	2,384,274	1,543,874	115,790,506	3,949,694	38,438	23,158,107	88,644,267	31,894,569
Bida Al Qemzan	8,332	5,001	374,913	40,612	52,156	74,984	207,161	139,997
Bu Hasa	5,895,981	4,058,099	313,913,374	18,312,255	2,611,452	60,871,478	232,118,189	65,716,465
Huwaila	48,461	31,018	2,326,454	88,285	851	465,292	1,772,026	789,207
Mender	247,162	175,588	13,168,901	1,329,783	311,009	2,633,784	8,894,325	2,062,930
Qusahwira	271,785	191,397	14,354,676	1,143,896	254,307	2,870,937	10,085,536	2,309,058
Sahil	1,206,050	848,496	63,637,446	4,929,189	956,801	12,727,487	45,023,969	10,892,400
Shah	658,258	488,972	36,673,005	3,796,492	622,183	7,334,605	24,919,725	5,381,263
Total	**10,720,303**	**7,342,445**	**560,239,275**	**33,590,206**	**4,847,197**	**110,136,674**	**411,665,198**	**119,185,889**

TABLE A-5
SUMMARY of 2P RESERVES and REVENUE by FIELD
as of
DECEMBER 31, 2022
attributable to
ABU DHABI NATIONAL OIL COMPANY
in the
UNITED ARAB EMIRATES

ADNOC

Field	Oil Reserves (10^3bbl) Gross	Oil Reserves (10^3bbl) Net	Future Gross Revenue (10^3U.S.$)	Operating Expenses (10^3U.S.$)	Capital and Abandonment Costs (10^3U.S.$)	Royalties (10^3U.S.$)	Future Net Revenue (10^3U.S.$)	Net Present Value at 10 Percent (10^3U.S.$)
Asab	3,528,476	2,311,374	173,353,172	5,720,650	55,890	34,670,635	132,905,997	41,560,601
Bida Al Qemzan	28,360	17,016	1,276,148	93,722	52,687	255,230	874,509	473,229
Bu Hasa	7,785,900	5,400,668	405,050,054	21,754,603	2,650,520	81,010,011	299,634,920	73,611,649
Huwaila	82,329	53,451	4,008,927	138,985	1,355	801,788	3,066,799	1,119,505
Mender	334,883	247,760	18,582,325	1,758,062	316,625	3,716,460	12,791,178	2,319,037
Qusahwira	337,699	241,858	18,139,115	1,355,537	256,909	3,627,824	12,898,845	2,718,375
Sahil	1,563,145	1,130,886	84,816,715	5,960,158	969,816	16,963,343	60,923,398	11,965,318
Shah	913,595	702,749	52,706,402	4,789,679	634,392	10,541,274	36,741,057	6,677,259
Total	**14,574,387**	**10,105,762**	**757,932,858**	**41,571,396**	**4,938,194**	**151,586,565**	**559,836,703**	**140,444,973**

Note: Probable reserves and values for probable reserves have not been risk adjusted to make them comparable to proved reserves and values for proved reserves.

TABLE A-6
SUMMARY of 3P RESERVES and REVENUE by FIELD
as of
DECEMBER 31, 2022
attributable to
ABU DHABI NATIONAL OIL COMPANY
in the
UNITED ARAB EMIRATES

ADNOC

Field	Oil Reserves (10^3bbl) Gross	Oil Reserves (10^3bbl) Net	Future Gross Revenue (10^3U.S.$)	Operating Expenses (10^3U.S.$)	Capital and Abandonment Costs (10^3U.S.$)	Royalties (10^3U.S.$)	Future Net Revenue (10^3U.S.$)	Net Present Value at 10 Percent (10^3U.S.$)
Asab	4,630,607	3,070,163	230,262,368	7,453,717	73,079	46,052,471	176,683,101	46,560,916
Bida Al Qemzan	36,417	21,852	1,638,751	105,532	94,206	327,750	1,111,263	509,467
Bu Hasa	10,075,367	7,263,177	562,228,803	35,405,222	2,778,266	108,947,593	415,097,722	81,522,671
Huwaila	104,823	68,321	5,124,338	173,393	1,698	1,024,870	3,924,377	1,354,183
Mender	422,236	321,073	24,081,110	2,077,718	321,273	4,816,222	16,865,897	2,490,877
Qusahwira	404,168	297,773	22,333,090	1,605,002	260,354	4,466,619	16,001,115	2,928,912
Sahil	1,862,054	1,395,939	104,695,375	6,985,335	984,446	20,939,080	75,786,514	12,362,577
Shah	1,119,718	863,549	64,766,172	5,478,238	640,449	12,953,236	45,694,249	7,678,659
Total	**18,655,390**	**13,301,847**	**1,015,130,007**	**59,284,157**	**5,153,771**	**199,527,841**	**751,164,238**	**155,408,262**

Note: Probable and possible reserves and values for probable and possible reserves have not been risk adjusted to make them comparable to proved reserves and values for proved reserves.

TABLE A-7
SUMMARY of CONTINGENT RESOURCES
as of
DECEMBER 31, 2022
attributable to
ABU DHABI NATIONAL OIL COMPANY
in the
UNITED ARAB EMIRATES

Reserves Category	Oil Contingent Resources (10^3bbl)	
	Gross	Net
1C	3,046,132	1,827,679
2C	4,039,519	2,423,712
3C	3,667,290	2,200,374

Notes:

1. Application of any risk factor to contingent resources quantities does not equate contingent resources with reserves.
2. There is no certainty that it will be commercially viable to produce any portion of the contingent resources evaluated herein.
3. The contingent resources estimated in this report have an economic status of undetermined, since the evaluation of these contingent resources are at a stage such that it is premature to clearly define the associated cash flows.
4. Due to variations in the development plans associated with each reserves category, there are resulting variations in the quantities of oil available to be classified as proved, probable, and possible reserves. In certain fields, there exists a wide range of reserves outcomes associated with existing or approved projects. Because of the reclassification of certain 2C or 3C contingent resources as probable or possible reserves in some fields, the estimated quantities of 3C contingent resources may be less than those quantities estimated for 2C contingent resources in certain fields evaluated in this report.

TABLE A-8
SUMMARY PROJECTION of 1P RESERVES and REVENUE
as of
DECEMBER 31, 2022
attributable to
ABU DHABI NATIONAL OIL COMPANY
in the
UNITED ARAB EMIRATES

Base Case

ADNOC

Year	Oil Reserves (10^3bbl) Gross	Oil Reserves (10^3bbl) Net	Future Gross Revenue (10^3U.S.$)	Operating Expenses (10^3U.S.$)	Capital and Abandonment Costs (10^3U.S.$)	Royalties (10^3U.S.$)	Future Net Revenue (10^3U.S.$)	Net Present Value at 10 Percent (10^3U.S.$)
2023	446,347	267,808	20,353,705	717,243	678,737	4,017,129	14,940,596	14,161,828
2024	451,876	271,127	20,607,104	731,951	401,982	4,066,899	15,406,272	13,219,024
2025	435,424	261,254	19,863,511	718,507	420,996	3,918,814	14,805,194	11,499,170
2026	428,649	257,189	19,555,740	717,084	368,474	3,857,835	14,612,347	10,273,607
2027	421,051	252,631	19,216,568	712,990	368,077	3,789,460	14,346,041	9,130,310
2028	443,424	266,053	20,254,278	750,176	395,989	3,990,808	15,117,305	8,709,202
2029	418,911	251,348	19,133,365	728,292	352,653	3,770,203	14,282,217	7,448,178
2030	400,895	240,536	18,312,124	708,214	330,694	3,608,052	13,665,164	6,450,892
2031	366,986	220,192	16,757,288	663,374	203,595	3,302,879	12,587,440	5,378,893
2032	350,662	210,396	16,011,057	644,386	269,917	3,155,942	11,940,812	4,618,913
2033	329,498	197,700	15,047,350	617,361	123,158	2,965,476	11,341,355	3,971,197
2034	313,499	188,101	14,317,186	597,081	142,828	2,821,491	10,755,786	3,409,173
2035	298,641	179,186	13,636,716	576,571	74,275	2,687,780	10,298,090	2,954,706
2036	283,408	170,044	12,941,295	556,139	73,131	2,550,678	9,761,347	2,535,232
2037	269,064	161,439	12,286,825	536,966	72,065	2,421,585	9,256,209	2,176,163
2038	256,037	153,622	11,695,008	518,332	19,113	2,304,324	8,853,239	1,884,132
2039	239,953	143,971	10,961,560	496,753	18,118	2,159,581	8,287,108	1,596,478
2040	224,752	134,851	10,265,654	473,091	17,120	2,022,762	7,752,681	1,351,955
2041	210,811	126,486	9,629,496	448,298	16,221	1,897,305	7,267,672	1,147,244
2042	198,261	118,957	9,055,538	428,295	15,386	1,784,346	6,827,511	975,604
2043	187,266	112,359	8,555,221	412,199	14,695	1,685,405	6,442,922	833,384
2044	176,227	105,737	8,052,338	391,929	14,013	1,586,043	6,060,353	709,595
2045	165,535	99,321	7,564,013	376,280	18,416	1,489,822	5,679,495	601,966
2046	156,083	93,649	7,133,058	361,201	12,570	1,404,753	5,354,534	513,730
2047	148,326	88,996	6,779,814	348,490	12,059	1,334,933	5,084,332	441,567
Subtotal	**7,621,586**	**4,572,953**	**347,985,812**	**14,231,203**	**4,434,282**	**68,594,305**	**260,726,022**	**115,992,143**
Remaining	3,098,717	2,769,492	212,253,463	19,359,003	412,915	41,542,369	150,939,176	3,193,746
Total	**10,720,303**	**7,342,445**	**560,239,275**	**33,590,206**	**4,847,197**	**110,136,674**	**411,665,198**	**119,185,889**

Present Worth at (10^3U.S.$)	
5 Percent	183,939,088
8 Percent	138,729,605
9 Percent	128,226,724
12 Percent	104,876,186
15 Percent	87,884,872

TABLE A-9
SUMMARY PROJECTION of 2P RESERVES and REVENUE
as of
DECEMBER 31, 2022
attributable to
ABU DHABI NATIONAL OIL COMPANY
in the
UNITED ARAB EMIRATES

Base Case

ADNOC

Year	Oil Reserves (10^3bbl) Gross	Oil Reserves (10^3bbl) Net	Future Gross Revenue (10^3U.S.$)	Operating Expenses (10^3U.S.$)	Capital and Abandonment Costs (10^3U.S.$)	Royalties (10^3U.S.$)	Future Net Revenue (10^3U.S.$)	Net Present Value at 10 Percent (10^3U.S.$)
2023	447,272	268,362	20,127,222	714,110	672,161	4,025,445	14,715,506	13,948,469
2024	457,185	274,311	20,573,341	734,251	395,724	4,114,669	15,328,697	13,152,466
2025	458,934	275,360	20,651,963	743,123	415,593	4,130,391	15,362,856	11,932,305
2026	462,764	277,657	20,824,372	753,781	363,843	4,164,875	15,541,873	10,927,134
2027	465,867	279,519	20,963,987	763,538	363,926	4,192,798	15,643,725	9,956,200
2028	496,539	297,923	22,344,310	816,533	391,846	4,468,861	16,667,070	9,602,035
2029	492,695	295,617	22,171,270	816,881	350,091	4,434,254	16,570,044	8,641,279
2030	489,598	293,760	22,031,894	819,353	329,028	4,406,379	16,477,134	7,778,333
2031	484,929	290,959	21,821,764	818,933	204,089	4,364,355	16,434,387	7,022,779
2032	475,609	285,364	21,402,362	811,149	271,233	4,280,472	16,039,508	6,204,360
2033	462,200	277,319	20,798,988	796,171	125,451	4,159,796	15,717,570	5,503,537
2034	449,295	269,577	20,218,308	779,551	145,641	4,043,664	15,249,452	4,833,495
2035	429,616	257,769	19,332,677	754,911	77,107	3,866,535	14,634,124	4,198,792
2036	412,102	247,260	18,544,578	732,233	76,226	3,708,915	14,027,204	3,643,166
2037	393,132	235,880	17,690,961	705,491	75,199	3,538,191	13,372,080	3,143,819
2038	374,650	224,790	16,859,248	680,729	22,274	3,371,850	12,784,395	2,720,754
2039	352,503	211,503	15,862,636	650,747	21,107	3,172,527	12,018,255	2,315,266
2040	335,132	201,080	15,080,959	625,729	20,177	3,016,192	11,418,861	1,991,282
2041	317,696	190,618	14,296,248	601,292	19,167	2,859,249	10,816,540	1,707,452
2042	302,423	181,453	13,609,023	577,674	18,295	2,721,804	10,291,250	1,470,547
2043	288,919	173,351	13,001,337	558,806	17,546	2,600,266	9,824,719	1,270,813
2044	276,191	165,714	12,428,606	538,316	16,775	2,485,720	9,387,795	1,099,196
2045	261,207	156,725	11,754,358	518,830	21,124	2,350,872	8,863,532	939,441
2046	248,193	148,916	11,168,661	499,866	15,152	2,233,732	8,419,911	807,832
2047	233,843	140,306	10,522,943	475,116	14,453	2,104,589	7,928,785	688,605
Subtotal	**9,868,494**	**5,921,093**	**444,082,016**	**17,287,114**	**4,443,228**	**88,816,401**	**333,535,273**	**135,499,357**
Remaining	4,705,893	4,184,669	313,850,842	24,284,282	494,966	62,770,164	226,301,430	4,945,616
Total	**14,574,387**	**10,105,762**	**757,932,858**	**41,571,396**	**4,938,194**	**151,586,565**	**559,836,703**	**140,444,973**

Note: Probable reserves and values for probable reserves have not been risk adjusted to make them comparable to proved reserves and values for proved reserves.

Present Worth at (10^3U.S.$)	
5 Percent	229,758,379
8 Percent	166,896,102
9 Percent	152,611,579
12 Percent	121,506,697
15 Percent	99,474,156

TABLE A-10
SUMMARY PROJECTION of 3P RESERVES and REVENUE
as of
DECEMBER 31, 2022
attributable to
ABU DHABI NATIONAL OIL COMPANY
in the
UNITED ARAB EMIRATES

Base Case

	Oil Reserves (10^3bbl)		ADNOC					
Year	Gross	Net	Future Gross Revenue (10^3U.S.$)	Operating Expenses (10^3U.S.$)	Capital and Abandonment Costs (10^3U.S.$)	Royalties (10^3U.S.$)	Future Net Revenue (10^3U.S.$)	Net Present Value at 10 Percent (10^3U.S.$)
2023	447,100	268,259	20,387,608	714,980	669,701	4,023,893	14,979,034	14,198,264
2024	457,772	274,663	20,866,737	736,415	393,363	4,119,951	15,617,008	13,399,843
2025	459,807	275,884	20,960,214	745,993	413,231	4,138,252	15,662,738	12,165,223
2026	463,553	278,131	21,128,264	763,809	361,359	4,171,968	15,831,128	11,130,504
2027	466,994	280,196	21,281,819	774,907	361,424	4,202,942	15,942,546	10,146,380
2028	498,220	298,933	22,718,698	829,749	389,172	4,483,980	17,015,797	9,802,938
2029	496,356	297,814	22,634,691	834,048	347,528	4,467,196	16,985,919	8,858,158
2030	495,784	297,471	22,609,628	840,299	326,652	4,462,049	16,980,628	8,016,020
2031	495,296	297,177	22,588,395	847,392	202,051	4,457,665	17,081,287	7,299,215
2032	495,956	297,573	22,623,394	855,315	269,548	4,463,595	17,034,936	6,589,410
2033	493,195	295,917	22,502,332	856,497	124,115	4,438,756	17,082,964	5,981,631
2034	492,717	295,631	22,480,627	859,539	156,874	4,434,458	17,029,756	5,397,782
2035	491,550	294,929	22,428,213	861,421	89,395	4,423,940	17,053,457	4,892,940
2036	492,058	295,233	22,453,527	865,020	89,450	4,428,518	17,070,539	4,433,585
2037	489,542	293,724	22,338,457	862,519	77,293	4,405,864	16,992,781	3,995,055
2038	486,532	291,919	22,204,930	862,202	25,130	4,378,783	16,938,815	3,604,892
2039	482,928	289,756	22,039,765	860,394	24,792	4,346,359	16,808,220	3,238,034
2040	480,531	288,317	21,933,891	858,912	24,530	4,324,781	16,725,668	2,916,713
2041	466,214	279,728	21,284,446	840,700	23,923	4,195,928	16,223,895	2,561,038
2042	442,039	265,222	20,184,858	808,019	22,881	3,978,344	15,375,614	2,197,069
2043	409,917	245,950	18,732,400	764,898	21,325	3,689,251	14,256,926	1,844,112
2044	393,614	236,169	17,991,944	741,964	20,609	3,542,534	13,686,837	1,602,564
2045	371,708	223,025	16,988,030	712,399	24,824	3,345,376	12,905,431	1,367,840
2046	352,161	211,296	16,090,122	685,737	18,401	3,169,439	12,216,545	1,172,091
2047	337,041	202,223	15,398,072	664,682	17,691	3,033,357	11,682,342	1,014,596
Subtotal	**11,458,585**	**6,875,140**	**522,851,062**	**20,047,810**	**4,495,262**	**103,127,179**	**395,180,811**	**147,825,897**
Remaining	7,196,805	6,426,707	492,278,945	39,236,347	658,509	96,400,662	355,983,427	7,582,365
Total	**18,655,390**	**13,301,847**	**1,015,130,007**	**59,284,157**	**5,153,771**	**199,527,841**	**751,164,238**	**155,408,262**

Note: Probable and possible reserves and values for probable and possible reserves have not been risk adjusted to make them comparable to proved reserves and values for proved reserves.

Present Worth at (10^3U.S.$)	
5 Percent	271,335,747
8 Percent	188,652,249
9 Percent	170,566,474
12 Percent	132,543,043
15 Percent	106,258,709

TABLE A-11
PROJECTION of 1P RESERVES and REVENUE
as of
DECEMBER 31, 2022
attributable to
ABU DHABI NATIONAL OIL COMPANY
in the
UNITED ARAB EMIRATES
ASAB FIELD

Base Case

ADNOC

Year	Oil Reserves (10^3bbl) Gross	Oil Reserves (10^3bbl) Net	Future Gross Revenue (10^3U.S.$)	Operating Expenses (10^3U.S.$)	Capital and Abandonment Costs (10^3U.S.$)	Royalties (10^3U.S.$)	Future Net Revenue (10^3U.S.$)	Net Present Value at 10 Percent (10^3U.S.$)
2023	137,241	82,345	6,175,867	190,480	2,050	1,235,173	4,748,164	4,500,669
2024	134,528	80,717	6,053,775	186,800	2,010	1,210,755	4,654,210	3,993,446
2025	122,211	73,327	5,499,497	170,218	1,826	1,099,900	4,227,553	3,283,534
2026	118,924	71,354	5,351,565	165,700	1,777	1,070,313	4,113,775	2,892,301
2027	113,066	67,840	5,087,973	157,847	1,689	1,017,595	3,910,842	2,488,993
2028	106,775	64,065	4,804,871	149,317	1,595	960,974	3,692,985	2,127,558
2029	100,835	60,501	4,537,565	141,022	1,506	907,513	3,487,524	1,818,744
2030	94,689	56,813	4,260,995	132,688	1,415	852,199	3,274,693	1,545,879
2031	89,992	53,995	4,049,659	126,320	1,344	809,932	3,112,063	1,329,854
2032	86,278	51,767	3,882,490	121,282	1,289	776,498	2,983,421	1,154,039
2033	80,901	48,541	3,640,553	113,992	1,209	728,111	2,797,241	979,459
2034	76,749	46,050	3,453,719	108,362	1,147	690,744	2,653,466	841,048
2035	73,698	44,219	3,316,429	104,225	1,101	663,286	2,547,817	731,014
2036	70,952	42,571	3,192,857	100,501	1,060	638,572	2,452,724	637,025
2037	68,113	40,868	3,065,085	96,651	1,018	613,017	2,354,399	553,527
2038	65,755	39,453	2,958,953	93,453	982	591,791	2,272,727	483,678
2039	60,209	36,125	2,709,395	85,933	900	541,879	2,080,683	400,835
2040	55,811	33,486	2,511,481	79,879	834	502,296	1,928,472	336,297
2041	51,257	30,754	2,306,576	73,525	766	461,315	1,770,970	279,558
2042	47,613	28,568	2,142,565	68,582	711	428,513	1,644,759	235,025
2043	43,706	26,224	1,966,779	63,166	653	393,356	1,509,604	195,265
2044	39,895	23,937	1,795,274	57,908	596	359,055	1,377,715	161,314
2045	36,878	22,127	1,659,518	53,817	551	331,904	1,273,246	134,951
2046	34,216	20,530	1,539,724	50,207	511	307,945	1,181,061	113,314
2047	31,332	18,799	1,409,957	46,297	468	281,992	1,081,200	93,901
Subtotal	**1,941,624**	**1,164,976**	**87,373,122**	**2,738,172**	**29,008**	**17,474,628**	**67,131,314**	**31,311,228**
Remaining	442,650	378,898	28,417,384	1,211,522	9,430	5,683,479	21,512,953	583,341
Total	**2,384,274**	**1,543,874**	**115,790,506**	**3,949,694**	**38,438**	**23,158,107**	**88,644,267**	**31,894,569**

Present Worth at (10^3U.S.$)	
5 Percent	46,890,563
8 Percent	36,575,505
9 Percent	34,076,069
12 Percent	28,319,861
15 Percent	24,138,956

[illegible]

TABLE A-12
PROJECTION of 2P RESERVES and REVENUE
as of
DECEMBER 31, 2022
attributable to
ABU DHABI NATIONAL OIL COMPANY
in the
UNITED ARAB EMIRATES
ASAB FIELD

Base Case

ADNOC

Year	Oil Reserves (10^3bbl) Gross	Oil Reserves (10^3bbl) Net	Future Gross Revenue (10^3U.S.$)	Operating Expenses (10^3U.S.$)	Capital and Abandonment Costs (10^3U.S.$)	Royalties (10^3U.S.$)	Future Net Revenue (10^3U.S.$)	Net Present Value at 10 Percent (10^3U.S.$)
2023	137,242	82,345	6,175,868	190,480	1,991	1,235,174	4,748,223	4,500,725
2024	137,655	82,593	6,194,492	191,041	1,997	1,238,899	4,762,555	4,086,410
2025	140,808	84,485	6,336,350	195,436	2,043	1,267,270	4,871,601	3,783,765
2026	144,377	86,626	6,496,949	200,215	2,095	1,299,390	4,995,249	3,512,045
2027	147,292	88,375	6,628,144	204,258	2,137	1,325,629	5,096,120	3,243,344
2028	147,538	88,523	6,639,231	204,592	2,140	1,327,846	5,104,653	2,940,831
2029	145,862	87,517	6,563,811	202,079	2,116	1,312,762	5,046,854	2,631,935
2030	145,089	87,053	6,529,009	201,031	2,105	1,305,802	5,020,071	2,369,817
2031	143,193	85,916	6,443,671	198,459	2,077	1,288,734	4,954,401	2,117,125
2032	135,298	81,179	6,088,400	187,754	1,963	1,217,680	4,681,003	1,810,693
2033	124,781	74,868	5,615,135	173,493	1,810	1,123,027	4,316,805	1,511,537
2034	117,412	70,447	5,283,557	163,501	1,703	1,056,712	4,061,641	1,287,385
2035	110,915	66,549	4,991,167	154,691	1,609	998,233	3,836,634	1,100,799
2036	104,104	62,463	4,684,692	145,456	1,510	936,938	3,600,788	935,202
2037	98,263	58,958	4,421,835	137,534	1,426	884,367	3,398,508	799,000
2038	93,669	56,201	4,215,087	131,305	1,359	843,017	3,239,406	689,405
2039	87,662	52,597	3,944,800	123,160	1,272	788,960	3,031,408	583,988
2040	83,201	49,921	3,744,059	117,021	1,207	748,812	2,877,019	501,710
2041	79,595	47,757	3,581,753	111,950	1,155	716,351	2,752,297	434,466
2042	76,269	45,761	3,432,086	107,440	1,107	686,417	2,637,122	376,826
2043	73,245	43,947	3,296,012	103,220	1,063	659,203	2,532,526	327,579
2044	70,677	42,406	3,180,475	99,649	1,025	636,095	2,443,706	286,128
2045	67,315	40,389	3,029,197	95,090	977	605,839	2,327,291	246,668
2046	65,059	39,035	2,927,644	92,030	944	585,529	2,249,141	215,789
2047	59,702	35,821	2,686,611	84,767	866	537,322	2,063,656	179,226
Subtotal	**2,736,223**	**1,641,732**	**123,130,035**	**3,815,652**	**39,697**	**24,626,008**	**94,648,678**	**40,472,398**
Remaining	792,253	669,642	50,223,137	1,904,998	16,193	10,044,627	38,257,319	1,088,203
Total	**3,528,476**	**2,311,374**	**173,353,172**	**5,720,650**	**55,890**	**34,670,635**	**132,905,997**	**41,560,601**

Note: Probable reserves and values for probable reserves have not been risk adjusted to make them comparable to proved reserves and values for proved reserves.

Present Worth at (10^3U.S.$)	
5 Percent	64,656,065
8 Percent	48,634,885
9 Percent	44,839,925
12 Percent	36,270,368
15 Percent	30,186,310

[illegible]

TABLE A-13
PROJECTION of 3P RESERVES and REVENUE
as of
DECEMBER 31, 2022
attributable to
ABU DHABI NATIONAL OIL COMPANY
in the
UNITED ARAB EMIRATES
ASAB FIELD

Base Case

			ADNOC					
	Oil Reserves (10^3bbl)		Future Gross Revenue	Operating Expenses	Capital and Abandonment Costs	Royalties	Future Net Revenue	Net Present Value at 10 Percent
Year	Gross	Net	(10^3U.S.$)	(10^3U.S.$)	(10^3U.S.$)	(10^3U.S.$)	(10^3U.S.$)	(10^3U.S.$)
2023	137,242	82,345	6,175,868	190,480	1,960	1,235,174	4,748,254	4,500,755
2024	137,655	82,593	6,194,492	191,041	1,966	1,238,899	4,762,586	4,086,437
2025	140,808	84,485	6,336,350	195,436	2,011	1,267,270	4,871,633	3,783,789
2026	144,377	86,626	6,496,949	200,215	2,062	1,299,390	4,995,282	3,512,068
2027	147,292	88,375	6,628,144	204,258	2,104	1,325,629	5,096,153	3,243,366
2028	147,685	88,611	6,645,817	204,791	2,109	1,329,163	5,109,754	2,943,770
2029	147,230	88,338	6,625,330	203,933	2,103	1,325,066	5,094,228	2,656,640
2030	147,231	88,338	6,625,376	203,935	2,103	1,325,075	5,094,263	2,404,841
2031	147,094	88,256	6,619,231	203,749	2,101	1,323,846	5,089,535	2,174,871
2032	147,242	88,345	6,625,883	203,950	2,103	1,325,177	5,094,653	1,970,700
2033	145,695	87,417	6,556,267	201,852	2,081	1,311,253	5,041,081	1,765,144
2034	145,519	87,312	6,548,371	201,614	2,078	1,309,674	5,035,005	1,595,904
2035	144,735	86,841	6,513,077	200,551	2,067	1,302,616	5,007,843	1,436,840
2036	144,561	86,736	6,505,228	200,314	2,065	1,301,045	5,001,804	1,299,076
2037	143,699	86,219	6,466,456	199,146	2,052	1,293,291	4,971,967	1,168,925
2038	143,280	85,968	6,447,596	198,578	2,046	1,289,519	4,957,453	1,055,037
2039	142,984	85,790	6,434,281	198,176	2,042	1,286,856	4,947,207	953,059
2040	142,995	85,797	6,434,774	198,101	2,042	1,286,955	4,947,676	862,802
2041	135,635	81,381	6,103,578	187,941	1,937	1,220,716	4,692,984	740,815
2042	125,899	75,539	5,665,455	174,739	1,798	1,133,091	4,355,827	622,417
2043	118,057	70,834	5,312,552	163,985	1,686	1,062,511	4,084,370	528,307
2044	111,729	67,038	5,027,823	155,315	1,596	1,005,565	3,865,347	452,586
2045	104,115	62,469	4,685,154	144,989	1,487	937,031	3,601,647	381,737
2046	98,820	59,292	4,446,879	137,809	1,411	889,376	3,418,283	327,960
2047	94,503	56,702	4,252,636	131,956	1,350	850,527	3,268,803	283,891
Subtotal	**3,386,082**	**2,031,647**	**152,373,567**	**4,696,854**	**48,360**	**30,474,715**	**117,153,638**	**44,751,737**
Remaining	1,244,525	1,038,516	77,888,801	2,756,863	24,719	15,577,756	59,529,463	1,809,179
Total	**4,630,607**	**3,070,163**	**230,262,368**	**7,453,717**	**73,079**	**46,052,471**	**176,683,101**	**46,560,916**

Note: Probable and possible reserves and values for probable and possible reserves have not been risk adjusted to make them comparable to proved reserves and values for proved reserves.

Present Worth at (10^3U.S.$)	
5 Percent	77,863,483
8 Percent	55,869,750
9 Percent	50,838,119
12 Percent	39,824,031
15 Percent	32,337,983

[illegible]

TABLE A-14
PROJECTION of 1P RESERVES and REVENUE
as of
DECEMBER 31, 2022
attributable to
ABU DHABI NATIONAL OIL COMPANY
in the
UNITED ARAB EMIRATES
BIDA AL QEMZAN FIELD

Base Case

	Oil Reserves (10^3bbl)		ADNOC					
Year	Gross	Net	Future Gross Revenue (10^3U.S.$)	Operating Expenses (10^3U.S.$)	Capital and Abandonment Costs (10^3U.S.$)	Royalties (10^3U.S.$)	Future Net Revenue (10^3U.S.$)	Net Present Value at 10 Percent (10^3U.S.$)
2023	1,861	1,117	83,750	5,727	40,599	16,750	20,674	19,596
2024	1,446	868	65,087	5,330	7,242	13,018	39,497	33,890
2025	1,115	669	50,177	4,786	958	10,036	34,397	26,717
2026	884	530	39,759	4,462	759	7,952	26,586	18,693
2027	713	428	32,077	4,233	612	6,415	20,817	13,248
2028	475	285	21,386	3,518	408	4,277	13,183	7,594
2029	305	183	13,714	1,996	262	2,743	8,713	4,544
2030	272	163	12,219	1,973	233	2,444	7,569	3,573
2031	241	145	10,845	1,262	207	2,169	7,207	3,080
2032	219	131	9,837	1,229	188	1,967	6,453	2,496
2033	196	118	8,820	1,219	168	1,764	5,669	1,985
2034	176	106	7,920	1,193	151	1,584	4,992	1,582
2035	158	95	7,110	1,212	136	1,422	4,340	1,245
2036	143	86	6,452	1,229	123	1,291	3,809	989
2037	128	77	5,760	1,243	110	1,152	3,255	765
2038	0	0	0	0	0	0	0	0
2039	0	0	0	0	0	0	0	0
2040	0	0	0	0	0	0	0	0
2041	0	0	0	0	0	0	0	0
2042	0	0	0	0	0	0	0	0
2043	0	0	0	0	0	0	0	0
2044	0	0	0	0	0	0	0	0
2045	0	0	0	0	0	0	0	0
2046	0	0	0	0	0	0	0	0
2047	0	0	0	0	0	0	0	0
Subtotal	**8,332**	**5,001**	**374,913**	**40,612**	**52,156**	**74,984**	**207,161**	**139,997**
Remaining	0	0	0	0	0	0	0	0
Total	**8,332**	**5,001**	**374,913**	**40,612**	**52,156**	**74,984**	**207,161**	**139,997**

Present Worth at (10^3U.S.$)	
5 Percent	168,078
8 Percent	150,196
9 Percent	144,946
12 Percent	130,928
15 Percent	119,083

[illegible]

TABLE A-15
PROJECTION of 2P RESERVES and REVENUE
as of
DECEMBER 31, 2022
attributable to
ABU DHABI NATIONAL OIL COMPANY
in the
UNITED ARAB EMIRATES
BIDA AL QEMZAN FIELD

Base Case

			ADNOC					
	Oil Reserves (10^3bbl)		Future Gross Revenue	Operating Expenses	Capital and Abandonment Costs	Royalties	Future Net Revenue	Net Present Value at 10 Percent
Year	Gross	Net	(10^3U.S.$)	(10^3U.S.$)	(10^3U.S.$)	(10^3U.S.$)	(10^3U.S.$)	(10^3U.S.$)
2023	2,877	1,726	129,484	7,627	39,780	25,897	56,180	53,252
2024	2,456	1,473	110,510	7,073	6,666	22,102	74,669	64,068
2025	2,280	1,368	102,583	6,832	618	20,516	74,617	57,955
2026	2,451	1,470	110,286	6,943	664	22,057	80,622	56,683
2027	2,217	1,330	99,770	6,551	601	19,954	72,664	46,246
2028	2,026	1,216	91,185	6,256	549	18,237	66,143	38,106
2029	1,895	1,137	85,262	6,004	514	17,053	61,691	32,172
2030	1,689	1,014	76,013	5,743	458	15,203	54,609	25,780
2031	1,458	875	65,597	3,645	395	13,120	48,437	20,698
2032	1,322	793	59,481	3,467	358	11,896	43,760	16,927
2033	1,196	717	53,800	3,311	324	10,760	39,405	13,798
2034	1,088	653	48,941	3,227	295	9,788	35,631	11,294
2035	955	573	42,971	3,190	259	8,594	30,928	8,874
2036	841	504	37,834	3,191	228	7,567	26,848	6,973
2037	736	442	33,130	3,142	200	6,626	23,162	5,446
2038	646	388	29,090	3,114	175	5,818	19,983	4,253
2039	568	341	25,544	3,029	154	5,109	17,252	3,324
2040	500	300	22,491	2,950	135	4,498	14,908	2,600
2041	438	263	19,696	2,872	119	3,939	12,766	2,015
2042	384	231	17,294	2,807	104	3,459	10,924	1,561
2043	337	202	15,186	2,748	91	3,037	9,310	1,204
2044	0	0	0	0	0	0	0	0
2045	0	0	0	0	0	0	0	0
2046	0	0	0	0	0	0	0	0
2047	0	0	0	0	0	0	0	0
Subtotal	**28,360**	**17,016**	**1,276,148**	**93,722**	**52,687**	**255,230**	**874,509**	**473,229**
Remaining	0	0	0	0	0	0	0	0
Total	**28,360**	**17,016**	**1,276,148**	**93,722**	**52,687**	**255,230**	**874,509**	**473,229**

Note: Probable reserves and values for probable reserves have not been risk adjusted to make them comparable to proved reserves and values for proved reserves.

Present Worth at (10^3U.S.$)	
5 Percent	626,309
8 Percent	526,372
9 Percent	498,650
12 Percent	428,331
15 Percent	373,042

TABLE A-16
PROJECTION of 3P RESERVES and REVENUE
as of
DECEMBER 31, 2022
attributable to
ABU DHABI NATIONAL OIL COMPANY
in the
UNITED ARAB EMIRATES
BIDA AL QEMZAN FIELD

Base Case

			ADNOC					
	Oil Reserves (10^3bbl)		Future Gross Revenue	Operating Expenses	Capital and Abandonment Costs	Royalties	Future Net Revenue	Net Present Value at 10 Percent
Year	Gross	Net	(10^3U.S.$)	(10^3U.S.$)	(10^3U.S.$)	(10^3U.S.$)	(10^3U.S.$)	(10^3U.S.$)
2023	2,560	1,536	115,200	6,866	39,928	23,040	45,366	43,001
2024	2,722	1,633	122,510	7,218	6,987	24,502	83,803	71,905
2025	2,538	1,523	114,210	7,016	920	22,842	83,432	64,801
2026	2,346	1,408	105,570	6,799	851	21,114	76,806	54,001
2027	2,170	1,302	97,650	6,601	787	19,530	70,732	45,016
2028	2,023	1,214	91,013	6,443	733	18,203	65,634	37,812
2029	1,868	1,121	84,060	6,269	677	16,812	60,302	31,447
2030	1,561	937	70,245	4,801	566	14,049	50,829	23,995
2031	1,458	875	65,610	4,678	529	13,122	47,281	20,205
2032	1,370	822	61,639	4,574	497	12,328	44,240	17,113
2033	1,277	766	57,465	4,460	463	11,493	41,049	14,373
2034	1,306	784	58,770	4,582	12,474	11,754	29,960	9,496
2035	1,427	856	64,215	4,836	12,517	12,843	34,019	9,761
2036	1,439	863	64,752	4,510	12,522	12,950	34,770	9,030
2037	1,345	807	60,525	3,109	488	12,105	44,823	10,538
2038	1,291	775	58,095	3,044	468	11,619	42,964	9,144
2039	1,240	744	55,800	2,983	450	11,160	41,207	7,939
2040	1,196	718	53,832	2,932	434	10,766	39,700	6,923
2041	1,143	686	51,435	2,866	414	10,287	37,868	5,978
2042	1,097	658	49,365	2,811	398	9,873	36,283	5,185
2043	1,053	632	47,385	2,758	382	9,477	34,768	4,497
2044	1,017	610	45,755	2,717	369	9,151	33,518	3,925
2045	970	582	43,650	2,659	352	8,730	31,909	3,382
2046	0	0	0	0	0	0	0	0
2047	0	0	0	0	0	0	0	0
Subtotal	**36,417**	**21,852**	**1,638,751**	**105,532**	**94,206**	**327,750**	**1,111,263**	**509,467**
Remaining	0	0	0	0	0	0	0	0
Total	**36,417**	**21,852**	**1,638,751**	**105,532**	**94,206**	**327,750**	**1,111,263**	**509,467**

Note: Probable and possible reserves and values for probable and possible reserves have not been risk adjusted to make them comparable to proved reserves and values for proved reserves.

Present Worth at (10^3U.S.$)	
5 Percent	718,654
8 Percent	579,070
9 Percent	542,355
12 Percent	453,195
15 Percent	387,015

[illegible]

TABLE A-17
PROJECTION of 1P RESERVES and REVENUE
as of
DECEMBER 31, 2022
attributable to
ABU DHABI NATIONAL OIL COMPANY
in the
UNITED ARAB EMIRATES
BU HASA FIELD

Base Case

ADNOC

Year	Oil Reserves (10^3bbl) Gross	Oil Reserves (10^3bbl) Net	Future Gross Revenue (10^3U.S.$)	Operating Expenses (10^3U.S.$)	Capital and Abandonment Costs (10^3U.S.$)	Royalties (10^3U.S.$)	Future Net Revenue (10^3U.S.$)	Net Present Value at 10 Percent (10^3U.S.$)
2023	221,860	133,116	10,251,760	370,392	525,768	1,996,741	7,358,859	6,975,284
2024	232,386	139,432	10,729,991	389,872	220,358	2,091,476	8,028,285	6,888,500
2025	231,757	139,054	10,698,508	392,752	261,825	2,085,812	7,958,119	6,181,058
2026	231,764	139,058	10,695,951	396,851	230,681	2,085,877	7,982,542	5,612,343
2027	231,722	139,033	10,696,745	399,344	147,642	2,085,495	8,064,264	5,132,372
2028	261,572	156,943	12,070,979	444,181	186,271	2,354,147	9,086,380	5,234,737
2029	246,314	147,789	11,366,498	435,038	262,942	2,216,828	8,451,690	4,407,557
2030	236,991	142,194	10,936,436	423,684	168,803	2,132,915	8,211,034	3,876,170
2031	210,881	126,529	9,732,559	388,508	88,939	1,897,933	7,357,179	3,143,886
2032	199,947	119,968	9,228,972	374,753	103,667	1,799,525	6,951,027	2,688,778
2033	185,916	111,550	8,586,184	356,162	50,692	1,673,243	6,506,087	2,278,119
2034	175,391	105,235	8,102,336	343,337	44,693	1,578,520	6,135,786	1,944,810
2035	165,098	99,059	7,627,242	329,208	12,758	1,485,884	5,799,392	1,663,949
2036	154,712	92,827	7,149,961	314,722	11,960	1,392,410	5,430,869	1,410,514
2037	145,328	87,197	6,718,670	301,919	11,238	1,307,955	5,097,558	1,198,452
2038	136,407	81,844	6,311,698	289,459	10,557	1,227,661	4,784,021	1,018,127
2039	127,615	76,569	5,906,311	277,040	9,879	1,148,531	4,470,861	861,292
2040	118,482	71,089	5,483,536	262,225	9,172	1,066,337	4,145,802	722,967
2041	110,911	66,547	5,133,971	246,260	8,587	998,200	3,880,924	612,626
2042	103,538	62,123	4,793,030	233,770	8,017	931,844	3,619,399	517,187
2043	97,930	58,758	4,535,059	224,758	7,586	881,371	3,421,344	442,546
2044	91,833	55,100	4,254,601	215,220	7,117	826,496	3,205,768	375,357
2045	86,492	51,895	4,007,036	206,963	6,702	778,426	3,014,945	319,552
2046	81,277	48,766	3,766,771	197,523	6,301	731,495	2,831,452	271,658
2047	77,766	46,660	3,604,627	191,173	6,029	699,896	2,707,529	235,145
Subtotal	**4,163,890**	**2,498,335**	**192,389,432**	**8,005,114**	**2,408,184**	**37,475,018**	**144,501,116**	**64,012,986**
Remaining	1,732,091	1,559,764	121,523,942	10,307,141	203,268	23,396,460	87,617,073	1,703,479
Total	**5,895,981**	**4,058,099**	**313,913,374**	**18,312,255**	**2,611,452**	**60,871,478**	**232,118,189**	**65,716,465**

Present Worth at (10^3U.S.$)	
5 Percent	101,703,833
8 Percent	76,604,030
9 Percent	70,758,152
12 Percent	57,755,527
15 Percent	48,176,934

[illegible]

TABLE A-18
PROJECTION of 2P RESERVES and REVENUE
as of
DECEMBER 31, 2022
attributable to
ABU DHABI NATIONAL OIL COMPANY
in the
UNITED ARAB EMIRATES
BU HASA FIELD

Base Case

			ADNOC					
	Oil Reserves (10^3bbl)		Future Gross Revenue	Operating Expenses	Capital and Abandonment Costs	Royalties	Future Net Revenue	Net Present Value at 10 Percent
Year	Gross	Net	(10^3U.S.$)	(10^3U.S.$)	(10^3U.S.$)	(10^3U.S.$)	(10^3U.S.$)	(10^3U.S.$)
2023	221,860	133,116	9,983,704	370,392	522,525	1,996,741	7,094,046	6,724,274
2024	232,386	139,432	10,457,380	389,872	216,975	2,091,476	7,759,057	6,657,495
2025	231,757	139,054	10,429,063	392,752	258,455	2,085,812	7,692,044	5,974,398
2026	231,764	139,058	10,429,382	396,851	227,316	2,085,877	7,719,338	5,427,290
2027	231,722	139,033	10,427,476	399,344	144,273	2,085,495	7,798,364	4,963,144
2028	261,572	156,943	11,770,737	444,181	182,474	2,354,147	8,789,935	5,063,952
2029	260,802	156,481	11,736,082	446,851	260,276	2,347,216	8,681,739	4,527,528
2030	260,883	156,530	11,739,713	449,251	166,861	2,347,943	8,775,658	4,142,711
2031	260,909	156,546	11,740,914	452,633	89,012	2,348,183	8,851,086	3,782,265
2032	261,550	156,930	11,769,769	455,409	104,623	2,353,954	8,855,783	3,425,571
2033	260,884	156,530	11,739,762	455,782	52,681	2,347,952	8,883,347	3,110,521
2034	257,279	154,368	11,577,575	451,040	47,265	2,315,515	8,763,755	2,777,776
2035	246,453	147,872	11,090,395	436,940	15,446	2,218,079	8,419,930	2,415,828
2036	237,684	142,610	10,695,766	425,015	14,897	2,139,153	8,116,701	2,108,082
2037	226,890	136,134	10,210,047	409,472	14,220	2,042,009	7,744,346	1,820,720
2038	214,446	128,667	9,650,048	392,491	13,440	1,930,010	7,314,107	1,556,576
2039	199,451	119,671	8,975,305	371,258	12,500	1,795,061	6,796,486	1,309,314
2040	187,406	112,444	8,433,289	354,933	11,746	1,686,658	6,379,952	1,112,570
2041	175,249	105,150	7,886,221	338,045	10,984	1,577,244	5,959,948	940,812
2042	164,792	98,875	7,415,647	321,373	10,328	1,483,129	5,600,817	800,318
2043	155,193	93,116	6,983,681	307,501	9,727	1,396,736	5,269,717	681,630
2044	145,961	87,577	6,568,259	294,697	9,148	1,313,652	4,950,762	579,674
2045	135,871	81,523	6,114,203	280,789	8,516	1,222,841	4,602,057	487,770
2046	126,812	76,087	5,706,522	266,483	7,948	1,141,304	4,290,787	411,671
2047	119,148	71,489	5,361,641	251,249	7,467	1,072,328	4,030,597	350,052
Subtotal	**5,308,724**	**3,185,236**	**238,892,581**	**9,554,604**	**2,419,103**	**47,778,515**	**179,140,359**	**71,151,942**
Remaining	2,477,176	2,215,432	166,157,473	12,199,999	231,417	33,231,496	120,494,561	2,459,707
Total	**7,785,900**	**5,400,668**	**405,050,054**	**21,754,603**	**2,650,520**	**81,010,011**	**299,634,920**	**73,611,649**

Note: Probable reserves and values for probable reserves have not been risk adjusted to make them comparable to proved reserves and values for proved reserves.

Present Worth at (10^3U.S.$)	
5 Percent	121,244,852
8 Percent	87,782,793
9 Percent	80,136,505
12 Percent	63,455,933
15 Percent	51,594,631

[illegible]

TABLE A-19
PROJECTION of 3P RESERVES and REVENUE
as of
DECEMBER 31, 2022
attributable to
ABU DHABI NATIONAL OIL COMPANY
in the
UNITED ARAB EMIRATES
BU HASA FIELD

Base Case

ADNOC

Year	Oil Reserves (10^3bbl) Gross	Oil Reserves (10^3bbl) Net	Future Gross Revenue (10^3U.S.$)	Operating Expenses (10^3U.S.$)	Capital and Abandonment Costs (10^3U.S.$)	Royalties (10^3U.S.$)	Future Net Revenue (10^3U.S.$)	Net Present Value at 10 Percent (10^3U.S.$)
2023	222,005	133,203	10,258,374	371,944	521,244	1,998,046	7,367,140	6,983,133
2024	232,387	139,432	10,724,410	391,263	215,608	2,091,485	8,026,054	6,886,587
2025	231,755	139,053	10,697,921	394,379	257,095	2,085,794	7,960,653	6,183,027
2026	231,760	139,056	10,697,618	405,559	225,955	2,085,839	7,980,265	5,610,741
2027	231,736	139,042	10,695,232	408,687	142,912	2,085,624	8,058,009	5,128,392
2028	261,578	156,947	12,069,809	454,432	180,933	2,354,203	9,080,241	5,231,200
2029	260,797	156,478	12,034,564	458,233	258,740	2,347,170	8,970,421	4,678,076
2030	260,888	156,533	12,039,323	461,704	165,326	2,347,988	9,064,305	4,278,972
2031	260,910	156,546	12,041,035	465,970	87,478	2,348,192	9,139,395	3,905,467
2032	261,532	156,919	12,074,359	471,001	103,089	2,353,788	9,146,481	3,538,018
2033	260,878	156,527	12,048,076	473,017	51,156	2,347,906	9,175,997	3,212,992
2034	260,770	156,462	12,043,000	475,795	45,960	2,346,932	9,174,313	2,907,907
2035	260,889	156,533	12,048,499	478,003	14,827	2,347,997	9,207,672	2,641,845
2036	261,600	156,960	12,082,928	480,986	14,869	2,354,400	9,232,673	2,397,924
2037	260,878	156,527	12,048,627	482,138	14,827	2,347,898	9,203,764	2,163,834
2038	260,859	156,516	12,049,685	484,444	14,828	2,347,734	9,202,679	1,958,499
2039	260,885	156,531	12,047,802	486,247	14,826	2,347,967	9,198,762	1,772,103
2040	261,592	156,955	12,081,637	489,139	14,868	2,354,330	9,223,300	1,608,409
2041	257,023	154,214	11,870,868	484,005	14,608	2,313,211	9,059,044	1,430,023
2042	244,576	146,745	11,299,041	467,725	13,905	2,201,180	8,616,231	1,231,199
2043	222,157	133,294	10,283,198	438,378	12,655	1,999,409	7,832,756	1,013,156
2044	213,449	128,070	9,884,503	426,944	12,164	1,921,045	7,524,350	881,010
2045	200,007	120,004	9,261,467	407,892	11,397	1,800,064	7,042,114	746,390
2046	187,786	112,671	8,693,296	391,796	10,698	1,690,072	6,600,730	633,294
2047	177,854	106,712	8,234,708	378,358	10,134	1,600,684	6,245,532	542,417
Subtotal	**6,046,551**	**3,627,930**	**279,309,980**	**11,128,039**	**2,430,102**	**54,418,958**	**211,332,881**	**77,564,615**
Remaining	4,028,816	3,635,247	282,918,823	24,277,183	348,164	54,528,635	203,764,841	3,958,056
Total	**10,075,367**	**7,263,177**	**562,228,803**	**35,405,222**	**2,778,266**	**108,947,593**	**415,097,722**	**81,522,671**

Note: Probable and possible reserves and values for probable and possible reserves have not been risk adjusted to make them comparable to proved reserves and values for proved reserves.

Present Worth at (10^3U.S.$)	
5 Percent	143,691,125
8 Percent	99,314,068
9 Percent	89,632,097
12 Percent	69,376,520
15 Percent	55,277,291

[illegible]

TABLE A-20
PROJECTION of 1P RESERVES and REVENUE
as of
DECEMBER 31, 2022
attributable to
ABU DHABI NATIONAL OIL COMPANY
in the
UNITED ARAB EMIRATES
HUWAILA FIELD

Base Case

			ADNOC					
	Oil Reserves (10^3bbl)		Future Gross Revenue	Operating Expenses	Capital and Abandonment Costs	Royalties	Future Net Revenue	Net Present Value at 10 Percent
Year	Gross	Net	(10^3U.S.$)	(10^3U.S.$)	(10^3U.S.$)	(10^3U.S.$)	(10^3U.S.$)	(10^3U.S.$)
2023	5,136	3,081	231,101	7,204	84	46,220	177,593	168,336
2024	4,531	2,719	203,892	6,384	74	40,778	156,656	134,415
2025	3,976	2,385	178,905	5,631	65	35,781	137,428	106,740
2026	3,078	1,847	138,498	4,414	50	27,700	106,334	74,761
2027	2,708	1,625	121,858	3,912	44	24,371	93,531	59,526
2028	2,200	1,320	98,978	3,223	36	19,796	75,923	43,740
2029	1,679	1,007	75,557	2,517	28	15,112	57,900	30,195
2030	1,575	945	70,873	2,375	26	14,174	54,298	25,632
2031	1,477	886	66,479	2,243	24	13,296	50,916	21,757
2032	1,390	834	62,528	2,124	23	12,506	47,875	18,519
2033	1,300	780	58,492	2,003	21	11,698	44,770	15,676
2034	1,219	732	54,866	1,863	20	10,973	42,010	13,315
2035	1,144	686	51,464	1,761	19	10,293	39,391	11,302
2036	1,076	645	48,406	1,669	18	9,681	37,038	9,620
2037	1,006	604	45,281	1,574	16	9,056	34,635	8,142
2038	944	566	42,474	1,490	15	8,495	32,474	6,911
2039	885	531	39,841	1,411	15	7,968	30,447	5,866
2040	833	500	37,473	1,339	14	7,495	28,625	4,992
2041	779	467	35,054	1,266	13	7,011	26,764	4,225
2042	731	438	32,881	1,201	12	6,576	25,092	3,585
2043	685	411	30,842	1,139	11	6,169	23,523	3,043
2044	645	387	29,009	1,084	11	5,802	22,112	2,589
2045	603	362	27,137	1,028	10	5,428	20,671	2,191
2046	566	339	25,454	977	9	5,091	19,377	1,859
2047	531	318	23,876	929	9	4,775	18,163	1,577
Subtotal	**40,697**	**24,415**	**1,831,219**	**60,761**	**667**	**366,245**	**1,403,546**	**778,514**
Remaining	7,764	6,603	495,235	27,524	184	99,047	368,480	10,693
Total	**48,461**	**31,018**	**2,326,454**	**88,285**	**851**	**465,292**	**1,772,026**	**789,207**

Present Worth at (10^3U.S.$)	
5 Percent	1,060,224
8 Percent	875,409
9 Percent	829,625
12 Percent	721,535
15 Percent	640,456

TABLE A-21
PROJECTION of 2P RESERVES and REVENUE
as of
DECEMBER 31, 2022
attributable to
ABU DHABI NATIONAL OIL COMPANY
in the
UNITED ARAB EMIRATES
HUWAILA FIELD

Base Case

			ADNOC					
	Oil Reserves (10^3bbl)		Future Gross Revenue	Operating Expenses	Capital and Abandonment Costs	Royalties	Future Net Revenue	Net Present Value at 10 Percent
Year	Gross	Net	(10^3U.S.$)	(10^3U.S.$)	(10^3U.S.$)	(10^3U.S.$)	(10^3U.S.$)	(10^3U.S.$)
2023	5,136	3,081	231,101	7,204	78	46,220	177,599	168,341
2024	4,830	2,898	217,368	6,790	74	43,474	167,030	143,317
2025	4,519	2,711	203,335	6,367	69	40,667	156,232	121,345
2026	4,238	2,543	190,729	5,987	65	38,146	146,531	103,023
2027	3,976	2,385	178,905	5,631	61	35,781	137,432	87,467
2028	3,739	2,244	168,274	5,311	57	33,655	129,251	74,463
2029	3,498	2,099	157,410	4,983	53	31,482	120,892	63,045
2030	3,281	1,969	147,652	4,689	50	29,530	113,383	53,524
2031	3,078	1,847	138,498	4,414	47	27,700	106,337	45,441
2032	2,895	1,737	130,268	4,165	44	26,054	100,005	38,684
2033	2,708	1,625	121,858	3,912	41	24,371	93,534	32,751
2034	2,540	1,524	114,303	3,655	39	22,861	87,748	27,813
2035	2,383	1,430	107,217	3,441	36	21,443	82,297	23,612
2036	2,241	1,345	100,846	3,249	34	20,169	77,394	20,101
2037	2,096	1,258	94,335	3,053	32	18,867	72,383	17,018
2038	1,966	1,180	88,487	2,876	30	17,698	67,883	14,447
2039	1,844	1,107	83,001	2,711	28	16,600	63,662	12,264
2040	1,735	1,041	78,069	2,563	26	15,614	59,866	10,440
2041	1,623	974	73,029	2,411	25	14,606	55,987	8,838
2042	1,522	913	68,501	2,274	23	13,700	52,504	7,502
2043	1,428	857	64,255	2,146	22	12,851	49,236	6,369
2044	1,343	806	60,436	2,031	20	12,087	46,298	5,421
2045	1,256	754	56,535	1,913	19	11,307	43,296	4,589
2046	1,178	707	53,030	1,808	18	10,606	40,598	3,895
2047	1,105	663	49,742	1,709	17	9,949	38,067	3,306
Subtotal	**66,158**	**39,698**	**2,977,184**	**95,293**	**1,008**	**595,438**	**2,285,445**	**1,097,016**
Remaining	16,171	13,753	1,031,743	43,692	347	206,350	781,354	22,489
Total	**82,329**	**53,451**	**4,008,927**	**138,985**	**1,355**	**801,788**	**3,066,799**	**1,119,505**

Note: Probable reserves and values for probable reserves have not been risk adjusted to make them comparable to proved reserves and values for proved reserves.

Present Worth at (10^3U.S.$)	
5 Percent	1,632,408
8 Percent	1,279,051
9 Percent	1,193,813
12 Percent	997,609
15 Percent	855,316

[illegible]

TABLE A-22
PROJECTION of 3P RESERVES and REVENUE
as of
DECEMBER 31, 2022
attributable to
ABU DHABI NATIONAL OIL COMPANY
in the
UNITED ARAB EMIRATES
HUWAILA FIELD

Base Case

			ADNOC					
	Oil Reserves (10^3bbl)		Future Gross Revenue	Operating Expenses	Capital and Abandonment Costs	Royalties	Future Net Revenue	Net Present Value at 10 Percent
Year	Gross	Net	(10^3U.S.$)	(10^3U.S.$)	(10^3U.S.$)	(10^3U.S.$)	(10^3U.S.$)	(10^3U.S.$)
2023	5,136	3,081	231,101	7,204	77	46,220	177,600	168,343
2024	5,150	3,090	231,734	7,223	77	46,347	178,087	152,804
2025	5,136	3,081	231,101	7,204	77	46,220	177,600	137,942
2026	5,136	3,081	231,101	7,204	77	46,220	177,600	124,867
2027	5,136	3,081	231,101	7,204	77	46,220	177,600	113,031
2028	4,951	2,971	222,802	6,954	74	44,560	171,214	98,638
2029	4,632	2,779	208,418	6,520	69	41,684	160,145	83,516
2030	4,344	2,607	195,497	6,131	65	39,100	150,201	70,906
2031	4,075	2,445	183,377	5,766	61	36,676	140,874	60,199
2032	3,833	2,300	172,480	5,437	57	34,496	132,490	51,249
2033	3,585	2,151	161,345	5,102	53	32,269	123,921	43,391
2034	3,363	2,018	151,343	4,771	50	30,269	116,253	36,848
2035	3,155	1,893	141,960	4,488	47	28,392	109,033	31,283
2036	2,967	1,780	133,524	4,234	44	26,705	102,541	26,632
2037	2,776	1,665	124,904	3,974	41	24,981	95,908	22,548
2038	2,604	1,562	117,161	3,740	39	23,432	89,950	19,143
2039	2,442	1,465	109,897	3,521	36	21,979	84,361	16,252
2040	2,297	1,378	103,367	3,325	34	20,674	79,334	13,835
2041	2,149	1,289	96,694	3,124	32	19,339	74,199	11,713
2042	2,016	1,209	90,699	2,943	30	18,140	69,586	9,943
2043	1,891	1,134	85,076	2,774	28	17,015	65,259	8,441
2044	1,778	1,067	80,021	2,621	27	16,004	61,369	7,186
2045	1,663	998	74,855	2,465	25	14,971	57,394	6,083
2046	1,560	936	70,214	2,326	23	14,043	53,822	5,164
2047	1,464	878	65,861	2,195	22	13,172	50,472	4,383
Subtotal	**83,239**	**49,939**	**3,745,633**	**118,450**	**1,242**	**749,128**	**2,876,813**	**1,324,340**
Remaining	21,584	18,382	1,378,705	54,943	456	275,742	1,047,564	29,843
Total	**104,823**	**68,321**	**5,124,338**	**173,393**	**1,698**	**1,024,870**	**3,924,377**	**1,354,183**

Note: Probable and possible reserves and values for probable and possible reserves have not been risk adjusted to make them comparable to proved reserves and values for proved reserves.

Present Worth at (10^3U.S.$)	
5 Percent	2,023,769
8 Percent	1,561,621
9 Percent	1,450,679
12 Percent	1,196,573
15 Percent	1,013,365

[illegible]

TABLE A-23
PROJECTION of 1P RESERVES and REVENUE
as of
DECEMBER 31, 2022
attributable to
ABU DHABI NATIONAL OIL COMPANY
in the
UNITED ARAB EMIRATES
MENDER FIELD

Base Case

			ADNOC					
	Oil Reserves (10^3bbl)		Future Gross Revenue	Operating Expenses	Capital and Abandonment Costs	Royalties	Future Net Revenue	Net Present Value at 10 Percent
Year	Gross	Net	(10^3U.S.$)	(10^3U.S.$)	(10^3U.S.$)	(10^3U.S.$)	(10^3U.S.$)	(10^3U.S.$)
2023	7,157	4,294	322,087	12,829	27,337	64,417	217,504	206,167
2024	6,588	3,953	296,460	12,166	6,466	59,292	218,536	187,510
2025	6,570	3,942	295,650	12,890	37,603	59,130	186,027	144,487
2026	6,935	4,161	312,075	13,965	27,294	62,415	208,401	146,522
2027	7,665	4,599	344,925	15,628	43,005	68,985	217,307	138,302
2028	8,784	5,270	395,280	17,636	58,792	79,056	239,796	138,149
2029	8,578	5,147	385,988	17,679	27,612	77,198	263,499	137,415
2030	8,395	5,037	377,775	17,875	17,196	75,555	267,149	126,113
2031	8,078	4,847	363,502	17,137	11,945	72,700	261,720	111,839
2032	7,787	4,672	350,409	17,177	11,889	70,082	251,261	97,192
2033	7,276	4,365	327,404	16,771	1,410	65,481	243,742	85,347
2034	6,790	4,074	305,565	15,967	1,316	61,113	227,169	72,004
2035	6,309	3,786	283,925	15,824	1,222	56,785	210,094	60,280
2036	6,032	3,619	271,432	15,707	1,169	54,286	200,270	52,014
2037	5,782	3,469	260,191	15,251	1,120	52,038	191,782	45,088
2038	5,558	3,335	250,100	15,251	1,077	50,020	183,752	39,106
2039	5,342	3,205	240,401	15,820	1,035	48,080	175,466	33,803
2040	5,149	3,090	231,713	15,138	998	46,343	169,234	29,512
2041	4,936	2,962	222,121	14,845	956	44,424	161,896	25,556
2042	4,745	2,847	213,509	14,262	919	42,702	155,626	22,238
2043	4,561	2,736	205,232	14,211	884	41,047	149,090	19,285
2044	4,396	2,638	197,818	13,210	852	39,563	144,193	16,883
2045	4,214	2,528	189,631	13,420	816	37,926	137,469	14,570
2046	4,051	2,430	182,282	13,666	785	36,457	131,374	12,605
2047	3,894	2,336	175,219	12,916	754	35,044	126,505	10,987
Subtotal	**155,572**	**93,342**	**7,000,694**	**377,241**	**284,452**	**1,400,139**	**4,938,862**	**1,972,974**
Remaining	91,590	82,246	6,168,207	952,542	26,557	1,233,645	3,955,463	89,956
Total	**247,162**	**175,588**	**13,168,901**	**1,329,783**	**311,009**	**2,633,784**	**8,894,325**	**2,062,930**

Present Worth at (10^3U.S.$)	
5 Percent	3,482,402
8 Percent	2,474,376
9 Percent	2,251,202
12 Percent	1,774,442
15 Percent	1,440,559

[illegible]

TABLE A-24
PROJECTION of 2P RESERVES and REVENUE
as of
DECEMBER 31, 2022
attributable to
ABU DHABI NATIONAL OIL COMPANY
in the
UNITED ARAB EMIRATES
MENDER FIELD

Base Case

			ADNOC					
	Oil Reserves (10^3bbl)		Future Gross Revenue	Operating Expenses	Capital and Abandonment Costs	Royalties	Future Net Revenue	Net Present Value at 10 Percent
Year	Gross	Net	(10^3U.S.$)	(10^3U.S.$)	(10^3U.S.$)	(10^3U.S.$)	(10^3U.S.$)	(10^3U.S.$)
2023	7,157	4,294	322,087	12,829	27,030	64,417	217,811	206,458
2024	6,588	3,953	296,460	12,166	6,184	59,292	218,818	187,752
2025	6,570	3,942	295,650	12,890	37,321	59,130	186,309	144,705
2026	6,935	4,161	312,075	13,965	26,996	62,415	208,699	146,731
2027	7,665	4,599	344,925	15,628	42,677	68,985	217,635	138,511
2028	8,784	5,270	395,280	17,636	58,415	79,056	240,173	138,366
2029	8,760	5,256	394,200	17,950	27,272	78,840	270,138	140,877
2030	8,760	5,256	394,200	18,421	16,892	78,840	280,047	132,201
2031	8,760	5,256	394,200	18,163	11,702	78,840	285,495	121,999
2032	8,784	5,270	395,280	18,709	11,705	79,056	285,810	110,556
2033	8,760	5,256	394,200	19,087	1,322	78,840	294,951	103,278
2034	8,577	5,146	385,987	18,739	1,294	77,198	288,756	91,525
2035	8,291	4,974	373,080	19,019	1,251	74,616	278,194	79,819
2036	8,029	4,817	361,294	18,962	1,211	72,259	268,862	69,829
2037	7,726	4,636	347,664	18,439	1,166	69,533	258,526	60,780
2038	7,448	4,469	335,148	18,407	1,124	67,030	248,587	52,904
2039	7,196	4,318	323,815	19,037	1,086	64,763	238,929	46,029
2040	6,972	4,183	313,730	18,310	1,052	62,746	231,622	40,391
2041	6,718	4,031	302,307	17,933	1,014	60,461	222,899	35,186
2042	6,491	3,895	292,105	17,308	979	58,421	215,397	30,779
2043	6,272	3,763	282,253	17,290	946	56,450	207,567	26,848
2044	6,077	3,646	273,487	16,174	917	54,697	201,699	23,616
2045	5,857	3,514	263,554	16,398	884	52,711	193,561	20,515
2046	5,660	3,396	254,682	16,687	854	50,936	186,205	17,865
2047	5,469	3,282	246,115	15,813	825	49,223	180,254	15,655
Subtotal	**184,306**	**110,583**	**8,293,778**	**425,960**	**282,119**	**1,658,755**	**5,926,944**	**2,183,175**
Remaining	150,577	137,177	10,288,547	1,332,102	34,506	2,057,705	6,864,234	135,862
Total	**334,883**	**247,760**	**18,582,325**	**1,758,062**	**316,625**	**3,716,460**	**12,791,178**	**2,319,037**

Note: Probable reserves and values for probable reserves have not been risk adjusted to make them comparable to proved reserves and values for proved reserves.

Present Worth at (10^3U.S.$)	
5 Percent	4,213,146
8 Percent	2,848,376
9 Percent	2,559,059
12 Percent	1,967,487
15 Percent	1,554,807

[illegible]

TABLE A-25
PROJECTION of 3P RESERVES and REVENUE
as of
DECEMBER 31, 2022
attributable to
ABU DHABI NATIONAL OIL COMPANY
in the
UNITED ARAB EMIRATES
MENDER FIELD

Base Case

			ADNOC					
	Oil Reserves (10^3bbl)		Future Gross Revenue	Operating Expenses	Capital and Abandonment Costs	Royalties	Future Net Revenue	Net Present Value at 10 Percent
Year	Gross	Net	(10^3U.S.$)	(10^3U.S.$)	(10^3U.S.$)	(10^3U.S.$)	(10^3U.S.$)	(10^3U.S.$)
2023	7,157	4,294	322,087	12,829	26,846	64,417	217,995	206,632
2024	6,588	3,953	296,460	12,166	6,014	59,292	218,988	187,897
2025	6,570	3,942	295,650	12,890	37,152	59,130	186,478	144,837
2026	6,935	4,161	312,075	13,965	26,818	62,415	208,877	146,857
2027	7,665	4,599	344,925	15,628	42,479	68,985	217,833	138,636
2028	8,784	5,270	395,280	17,636	58,189	79,056	240,399	138,496
2029	8,760	5,256	394,200	17,950	27,046	78,840	270,364	140,995
2030	8,760	5,256	394,200	18,421	16,666	78,840	280,273	132,308
2031	8,760	5,256	394,200	18,163	11,476	78,840	285,721	122,095
2032	8,784	5,270	395,280	18,709	11,479	79,056	286,036	110,644
2033	8,760	5,256	394,200	19,087	1,096	78,840	295,177	103,357
2034	8,760	5,256	394,200	19,012	1,096	78,840	295,252	93,584
2035	8,760	5,256	394,200	19,774	1,096	78,840	294,490	84,494
2036	8,784	5,270	395,281	20,194	1,099	79,056	294,932	76,600
2037	8,760	5,256	394,200	20,138	1,096	78,840	294,126	69,150
2038	8,760	5,256	394,200	20,602	1,096	78,840	293,662	62,497
2039	8,760	5,256	394,200	21,763	1,096	78,840	292,501	56,349
2040	8,784	5,270	395,280	21,473	1,099	79,056	293,652	51,209
2041	8,760	5,256	394,200	21,484	1,096	78,840	292,780	46,217
2042	8,760	5,256	394,200	21,272	1,096	78,840	292,992	41,867
2043	8,571	5,143	385,714	21,464	1,073	77,143	286,034	36,998
2044	8,317	4,990	374,253	20,140	1,041	74,851	278,221	32,576
2045	8,026	4,815	361,162	20,345	1,004	72,232	267,581	28,361
2046	7,767	4,660	349,493	20,662	972	69,899	257,960	24,749
2047	7,516	4,509	338,212	19,586	941	67,642	250,043	21,716
Subtotal	**206,608**	**123,962**	**9,297,352**	**465,353**	**280,162**	**1,859,470**	**6,692,367**	**2,299,121**
Remaining	215,628	197,111	14,783,758	1,612,365	41,111	2,956,752	10,173,530	191,756
Total	**422,236**	**321,073**	**24,081,110**	**2,077,718**	**321,273**	**4,816,222**	**16,865,897**	**2,490,877**

Note: Probable and possible reserves and values for probable and possible reserves have not been risk adjusted to make them comparable to proved reserves and values for proved reserves.

Present Worth at (10^3U.S.$)	
5 Percent	4,847,747
8 Percent	3,127,538
9 Percent	2,776,984
12 Percent	2,089,015
15 Percent	1,613,501

[illegible]

TABLE A-26
PROJECTION of 1P RESERVES and REVENUE
as of
DECEMBER 31, 2022
attributable to
ABU DHABI NATIONAL OIL COMPANY
in the
UNITED ARAB EMIRATES
QUSAHWIRA FIELD

Base Case

ADNOC

Year	Oil Reserves (10^3bbl) Gross	Oil Reserves (10^3bbl) Net	Future Gross Revenue (10^3U.S.$)	Operating Expenses (10^3U.S.$)	Capital and Abandonment Costs (10^3U.S.$)	Royalties (10^3U.S.$)	Future Net Revenue (10^3U.S.$)	Net Present Value at 10 Percent (10^3U.S.$)
2023	9,490	5,694	427,050	16,471	22,150	85,410	303,019	287,225
2024	8,925	5,355	401,645	15,875	6,497	80,329	298,944	256,502
2025	8,381	5,029	377,139	15,170	6,417	75,428	280,124	217,572
2026	7,906	4,744	355,775	15,005	58,248	71,155	211,367	148,607
2027	7,782	4,669	350,192	15,416	120,509	70,039	144,228	91,792
2028	7,613	4,568	342,572	15,039	1,115	68,515	257,903	148,580
2029	7,426	4,456	334,182	14,834	1,087	66,836	251,425	131,118
2030	7,284	4,371	327,796	14,885	1,067	65,559	246,285	116,264
2031	7,041	4,225	316,840	14,839	1,031	63,368	237,602	101,532
2032	6,901	4,140	310,524	14,920	1,010	62,105	232,489	89,931
2033	6,805	4,083	306,232	14,828	996	61,246	229,162	80,241
2034	6,702	4,021	301,574	14,718	981	60,315	225,560	71,494
2035	6,590	3,954	296,568	14,607	965	59,314	221,682	63,605
2036	6,491	3,895	292,091	14,501	950	58,418	218,222	56,677
2037	6,358	3,815	286,131	14,332	931	57,226	213,642	50,228
2038	6,247	3,748	281,094	14,196	915	56,219	209,764	44,642
2039	6,123	3,674	275,545	14,060	897	55,109	205,479	39,585
2040	6,012	3,607	270,527	13,939	880	54,106	201,602	35,157
2041	5,912	3,547	266,059	13,825	866	53,212	198,156	31,280
2042	5,778	3,467	260,015	13,663	846	52,003	193,503	27,650
2043	5,650	3,390	254,267	13,516	827	50,854	189,070	24,456
2044	5,546	3,327	249,560	13,441	812	49,912	185,395	21,708
2045	5,424	3,255	244,095	13,313	794	48,819	181,169	19,202
2046	5,323	3,194	239,546	13,250	779	47,909	177,608	17,040
2047	5,188	3,113	233,452	13,089	760	46,690	172,913	15,017
Subtotal	**168,898**	**101,341**	**7,600,471**	**361,732**	**232,330**	**1,520,096**	**5,486,313**	**2,187,105**
Remaining	102,887	90,056	6,754,205	782,164	21,977	1,350,841	4,599,223	121,953
Total	**271,785**	**191,397**	**14,354,676**	**1,143,896**	**254,307**	**2,870,937**	**10,085,536**	**2,309,058**

Present Worth at (10^3U.S.$)	
5 Percent	3,941,605
8 Percent	2,773,998
9 Percent	2,520,601
12 Percent	1,987,127
15 Percent	1,627,547

[illegible]

TABLE A-27
PROJECTION of 2P RESERVES and REVENUE
as of
DECEMBER 31, 2022
attributable to
ABU DHABI NATIONAL OIL COMPANY
in the
UNITED ARAB EMIRATES
QUSAHWIRA FIELD

Base Case

			ADNOC					
	Oil Reserves (10^3bbl)		Future Gross Revenue	Operating Expenses	Capital and Abandonment Costs	Royalties	Future Net Revenue	Net Present Value at 10 Percent
Year	Gross	Net	(10^3U.S.$)	(10^3U.S.$)	(10^3U.S.$)	(10^3U.S.$)	(10^3U.S.$)	(10^3U.S.$)
2023	9,490	5,694	427,050	16,471	21,921	85,410	303,248	287,441
2024	9,516	5,710	428,220	16,676	6,354	85,644	319,546	274,179
2025	9,490	5,694	427,050	16,674	6,351	85,410	318,615	247,468
2026	9,490	5,694	427,050	17,153	58,251	85,410	266,236	187,185
2027	9,490	5,694	427,050	17,699	120,531	85,410	203,410	129,457
2028	9,104	5,462	409,672	17,155	1,114	81,934	309,469	178,288
2029	8,907	5,344	400,793	16,943	1,089	80,159	302,602	157,807
2030	8,785	5,271	395,306	17,183	1,075	79,061	297,987	140,670
2031	8,647	5,188	389,103	17,333	1,058	77,821	292,891	125,159
2032	8,459	5,075	380,635	17,256	1,035	76,127	286,217	110,714
2033	8,251	4,951	371,314	17,034	1,009	74,263	279,008	97,695
2034	8,094	4,856	364,218	16,887	990	72,844	273,497	86,688
2035	7,823	4,694	352,044	16,576	957	70,409	264,102	75,776
2036	7,667	4,600	345,026	16,380	938	69,005	258,703	67,191
2037	7,561	4,537	340,257	16,222	925	68,051	255,059	59,965
2038	7,446	4,468	335,083	16,059	911	67,016	251,097	53,438
2039	7,323	4,394	329,520	15,923	896	65,904	246,797	47,544
2040	7,212	4,327	324,546	15,822	882	64,909	242,933	42,364
2041	7,065	4,239	317,923	15,666	864	63,584	237,809	37,539
2042	6,941	4,164	312,326	15,548	849	62,465	233,464	33,360
2043	6,804	4,082	306,161	15,429	832	61,232	228,668	29,578
2044	6,680	4,008	300,585	15,341	817	60,117	224,310	26,264
2045	6,569	3,942	295,621	15,237	804	59,124	220,456	23,366
2046	6,420	3,852	288,905	15,110	785	57,781	215,229	20,650
2047	6,278	3,767	282,518	14,939	768	56,504	210,307	18,265
Subtotal	**199,512**	**119,707**	**8,977,976**	**408,716**	**232,006**	**1,795,594**	**6,541,660**	**2,558,051**
Remaining	138,187	122,151	9,161,139	946,821	24,903	1,832,230	6,357,185	160,324
Total	**337,699**	**241,858**	**18,139,115**	**1,355,537**	**256,909**	**3,627,824**	**12,898,845**	**2,718,375**

Note: Probable reserves and values for probable reserves have not been risk adjusted to make them comparable to proved reserves and values for proved reserves.

Present Worth at (10^3U.S.$)	
5 Percent	4,764,433
8 Percent	3,293,904
9 Percent	2,979,490
12 Percent	2,326,018
15 Percent	1,885,474

[illegible]

TABLE A-28
PROJECTION of 3P RESERVES and REVENUE
as of
DECEMBER 31, 2022
attributable to
ABU DHABI NATIONAL OIL COMPANY
in the
UNITED ARAB EMIRATES
QUSAHWIRA FIELD

Base Case

			ADNOC					
	Oil Reserves (10^3bbl)		Future Gross Revenue	Operating Expenses	Capital and Abandonment Costs	Royalties	Future Net Revenue	Net Present Value at 10 Percent
Year	Gross	Net	(10^3U.S.$)	(10^3U.S.$)	(10^3U.S.$)	(10^3U.S.$)	(10^3U.S.$)	(10^3U.S.$)
2023	9,490	5,694	427,050	16,471	21,769	85,410	303,400	287,586
2024	9,516	5,710	428,220	16,676	6,201	85,644	319,699	274,310
2025	9,490	5,694	427,050	16,674	6,199	85,410	318,767	247,586
2026	9,490	5,694	427,050	17,153	58,099	85,410	266,388	187,292
2027	9,490	5,694	427,050	17,699	120,379	85,410	203,562	129,554
2028	9,516	5,710	428,220	17,775	1,011	85,644	323,790	186,538
2029	9,490	5,694	427,050	17,797	1,009	85,410	322,834	168,358
2030	9,490	5,694	427,050	18,226	1,009	85,410	322,405	152,198
2031	9,490	5,694	427,050	18,575	1,009	85,410	322,056	137,622
2032	9,516	5,710	428,220	18,796	1,011	85,644	322,769	124,853
2033	9,490	5,694	427,050	18,822	1,009	85,410	321,809	112,682
2034	9,490	5,694	427,050	18,891	1,009	85,410	321,740	101,979
2035	9,079	5,447	408,553	18,391	965	81,710	307,487	88,223
2036	8,931	5,359	401,891	18,204	949	80,378	302,360	78,529
2037	8,785	5,271	395,306	17,989	934	79,061	297,322	69,901
2038	8,647	5,188	389,103	17,792	919	77,821	292,571	62,265
2039	8,435	5,061	379,595	17,488	897	75,919	285,291	54,960
2040	8,274	4,964	372,331	17,302	879	74,466	279,684	48,773
2041	8,094	4,856	364,218	17,113	860	72,844	273,401	43,158
2042	7,823	4,694	352,044	16,810	832	70,409	263,993	37,723
2043	7,646	4,588	344,084	16,628	813	68,817	257,826	33,349
2044	7,582	4,549	341,189	16,607	806	68,238	255,538	29,920
2045	7,446	4,468	335,083	16,466	791	67,016	250,810	26,583
2046	7,323	4,394	329,520	16,407	778	65,904	246,431	23,643
2047	7,192	4,315	323,659	16,301	765	64,732	241,861	21,005
Subtotal	**219,215**	**131,530**	**9,864,686**	**437,053**	**230,902**	**1,972,937**	**7,223,794**	**2,728,590**
Remaining	184,953	166,243	12,468,404	1,167,949	29,452	2,493,682	8,777,321	200,322
Total	**404,168**	**297,773**	**22,333,090**	**1,605,002**	**260,354**	**4,466,619**	**16,001,115**	**2,928,912**

Note: Probable and possible reserves and values for probable and possible reserves have not been risk adjusted to make them comparable to proved reserves and values for proved reserves.

Present Worth at (10^3U.S.$)	
5 Percent	5,360,548
8 Percent	3,597,397
9 Percent	3,230,548
12 Percent	2,487,582
15 Percent	1,986,289

[illegible]

TABLE A-29
PROJECTION of 1P RESERVES and REVENUE
as of
DECEMBER 31, 2022
attributable to
ABU DHABI NATIONAL OIL COMPANY
in the
UNITED ARAB EMIRATES
SAHIL FIELD

Base Case

ADNOC

Year	Oil Reserves (10^3bbl) Gross	Oil Reserves (10^3bbl) Net	Future Gross Revenue (10^3U.S.$)	Operating Expenses (10^3U.S.$)	Capital and Abandonment Costs (10^3U.S.$)	Royalties (10^3U.S.$)	Future Net Revenue (10^3U.S.$)	Net Present Value at 10 Percent (10^3U.S.$)
2023	37,960	22,776	1,708,200	64,965	20,356	341,640	1,281,239	1,214,455
2024	38,064	22,838	1,712,880	65,599	82,649	342,576	1,222,056	1,048,559
2025	37,960	22,776	1,708,200	66,962	77,446	341,640	1,222,152	949,243
2026	37,960	22,776	1,708,196	66,756	35,926	341,639	1,263,875	888,601
2027	37,960	22,776	1,708,205	67,177	35,926	341,641	1,263,461	804,110
2028	38,064	22,838	1,712,880	68,227	61,889	342,576	1,240,188	714,483
2029	37,215	22,329	1,674,692	67,843	56,592	334,939	1,215,318	633,789
2030	36,332	21,799	1,634,951	67,789	56,481	326,990	1,183,691	558,783
2031	34,676	20,805	1,560,404	66,765	77,032	312,081	1,104,526	471,989
2032	33,863	20,318	1,523,831	66,497	56,169	304,766	1,096,399	424,106
2033	33,416	20,050	1,503,727	66,790	56,113	300,745	1,080,079	378,192
2034	33,149	19,889	1,491,693	66,031	56,079	298,339	1,071,244	339,543
2035	32,686	19,612	1,470,890	64,777	56,021	294,178	1,055,914	302,961
2036	31,532	18,919	1,418,929	63,637	55,875	283,786	1,015,631	263,781
2037	30,240	18,144	1,360,801	61,925	55,713	272,160	971,003	228,286
2038	29,318	17,591	1,319,325	61,022	3,696	263,865	990,742	210,848
2039	28,127	16,876	1,265,734	59,326	3,546	253,147	949,715	182,959
2040	26,956	16,173	1,212,998	57,658	3,398	242,600	909,342	158,576
2041	25,692	15,415	1,156,134	55,840	3,239	231,227	865,828	136,676
2042	24,738	14,843	1,113,218	54,448	3,119	222,644	833,007	119,031
2043	23,775	14,265	1,069,886	53,167	2,997	213,977	799,745	103,446
2044	23,121	13,873	1,040,467	49,411	2,915	208,093	780,048	91,334
2045	21,804	13,082	981,176	47,858	7,939	196,235	729,144	77,281
2046	20,748	12,449	933,669	46,420	2,616	186,734	697,899	66,959
2047	20,201	12,121	909,041	45,631	2,547	181,808	679,055	58,975
Subtotal	**775,557**	**465,333**	**34,900,127**	**1,522,521**	**876,279**	**6,980,026**	**25,521,301**	**10,426,966**
Remaining	430,493	383,163	28,737,319	3,406,668	80,522	5,747,461	19,502,668	465,434
Total	**1,206,050**	**848,496**	**63,637,446**	**4,929,189**	**956,801**	**12,727,487**	**45,023,969**	**10,892,400**

Present Worth at (10^3U.S.$)	
5 Percent	18,071,885
8 Percent	12,976,700
9 Percent	11,846,149
12 Percent	9,423,222
15 Percent	7,740,915

[illegible]

TABLE A-30
PROJECTION of 2P RESERVES and REVENUE
as of
DECEMBER 31, 2022
attributable to
ABU DHABI NATIONAL OIL COMPANY
in the
UNITED ARAB EMIRATES
SAHIL FIELD

Base Case

ADNOC

Year	Oil Reserves (10^3bbl) Gross	Oil Reserves (10^3bbl) Net	Future Gross Revenue (10^3U.S.$)	Operating Expenses (10^3U.S.$)	Capital and Abandonment Costs (10^3U.S.$)	Royalties (10^3U.S.$)	Future Net Revenue (10^3U.S.$)	Net Present Value at 10 Percent (10^3U.S.$)
2023	37,960	22,776	1,708,200	65,159	19,423	341,640	1,281,978	1,215,155
2024	38,064	22,838	1,712,880	65,827	81,714	342,576	1,222,763	1,049,167
2025	37,960	22,776	1,708,200	67,219	76,513	341,640	1,222,828	949,769
2026	37,960	22,776	1,708,196	67,033	34,993	341,639	1,264,531	889,062
2027	37,960	22,776	1,708,205	67,796	34,993	341,641	1,263,775	804,309
2028	38,064	22,838	1,712,880	67,959	60,954	342,576	1,241,391	715,176
2029	37,960	22,776	1,708,196	68,774	55,753	341,639	1,242,030	647,718
2030	37,960	22,776	1,708,205	69,038	55,753	341,641	1,241,773	586,201
2031	37,960	22,776	1,708,187	70,891	76,513	341,638	1,219,145	520,968
2032	38,064	22,838	1,712,872	71,766	55,764	342,574	1,242,768	480,724
2033	37,960	22,776	1,708,197	72,776	55,753	341,639	1,238,029	433,498
2034	37,960	22,776	1,708,188	73,409	55,753	341,638	1,237,388	392,205
2035	37,637	22,582	1,693,655	73,658	55,720	338,731	1,225,546	351,631
2036	37,085	22,251	1,668,833	73,432	55,664	333,767	1,205,970	313,216
2037	35,806	21,483	1,611,262	71,977	55,534	322,252	1,161,499	273,072
2038	35,518	21,311	1,598,327	71,780	3,605	319,666	1,203,276	256,079
2039	35,309	21,185	1,588,885	71,123	3,584	317,777	1,196,401	230,482
2040	35,281	21,169	1,587,645	70,012	3,581	317,529	1,196,523	208,656
2041	34,732	20,839	1,562,918	69,016	3,525	312,584	1,177,793	185,921
2042	33,846	20,307	1,523,061	67,621	3,435	304,612	1,147,393	163,954
2043	33,497	20,098	1,507,357	67,177	3,400	301,471	1,135,309	146,851
2044	33,224	19,934	1,495,078	66,835	3,372	299,015	1,125,856	131,824
2045	32,160	19,296	1,447,199	65,785	8,454	289,440	1,083,520	114,842
2046	30,963	18,578	1,393,339	64,138	3,143	278,668	1,047,390	100,490
2047	30,037	18,022	1,351,654	62,926	3,049	270,331	1,015,348	88,182
Subtotal	**900,927**	**540,553**	**40,541,619**	**1,723,127**	**869,945**	**8,108,324**	**29,840,223**	**11,249,152**
Remaining	662,218	590,333	44,275,096	4,237,031	99,871	8,855,019	31,083,175	716,166
Total	**1,563,145**	**1,130,886**	**84,816,715**	**5,960,158**	**969,816**	**16,963,343**	**60,923,398**	**11,965,318**

Note: Probable reserves and values for probable reserves have not been risk adjusted to make them comparable to proved reserves and values for proved reserves.

Present Worth at (10^3U.S.$)	
5 Percent	21,351,320
8 Percent	14,592,913
9 Percent	13,156,137
12 Percent	10,198,238
15 Percent	8,187,368

TABLE A-31
PROJECTION of 3P RESERVES and REVENUE
as of
DECEMBER 31, 2022
attributable to
ABU DHABI NATIONAL OIL COMPANY
in the
UNITED ARAB EMIRATES
SAHIL FIELD

Base Case

	Oil Reserves (10^3bbl)		ADNOC					
Year	Gross	Net	Future Gross Revenue (10^3U.S.$)	Operating Expenses (10^3U.S.$)	Capital and Abandonment Costs (10^3U.S.$)	Royalties (10^3U.S.$)	Future Net Revenue (10^3U.S.$)	Net Present Value at 10 Percent (10^3U.S.$)
2023	37,960	22,776	1,708,200	65,238	18,930	341,640	1,282,392	1,215,548
2024	38,064	22,838	1,712,880	66,022	81,219	342,576	1,223,063	1,049,423
2025	37,960	22,776	1,708,200	67,441	76,020	341,640	1,223,099	949,979
2026	37,960	22,776	1,708,196	67,280	34,500	341,639	1,264,777	889,235
2027	37,960	22,776	1,708,205	68,199	34,500	341,641	1,263,865	804,366
2028	38,064	22,838	1,712,880	68,401	60,459	342,576	1,241,444	715,206
2029	37,960	22,776	1,708,196	69,225	55,260	341,639	1,242,072	647,740
2030	37,960	22,776	1,708,205	69,831	55,260	341,641	1,241,473	586,060
2031	37,960	22,776	1,708,187	70,825	76,020	341,638	1,219,704	521,207
2032	38,064	22,838	1,712,872	71,577	55,269	342,574	1,243,452	480,989
2033	37,960	22,776	1,708,197	72,683	55,260	341,639	1,238,615	433,703
2034	37,960	22,776	1,708,188	73,301	55,260	341,638	1,237,989	392,395
2035	37,960	22,776	1,708,197	73,898	55,260	341,639	1,237,400	355,032
2036	38,064	22,838	1,712,872	74,759	55,269	342,574	1,240,270	322,125
2037	37,960	22,776	1,708,188	75,137	55,260	341,638	1,236,153	290,623
2038	37,637	22,582	1,693,655	75,585	3,332	338,731	1,276,007	271,558
2039	36,984	22,190	1,664,269	74,964	3,274	332,854	1,253,177	241,419
2040	35,904	21,542	1,615,681	73,579	3,178	323,136	1,215,788	212,016
2041	35,518	21,311	1,598,327	73,005	3,144	319,666	1,202,512	189,824
2042	35,309	21,185	1,588,885	72,357	3,126	317,777	1,195,625	170,847
2043	35,185	21,111	1,583,312	71,243	3,115	316,663	1,192,291	154,221
2044	35,102	21,061	1,579,600	70,622	3,107	315,920	1,189,951	139,329
2045	35,243	21,146	1,585,949	71,072	8,310	317,190	1,189,377	126,061
2046	35,217	21,130	1,584,782	70,942	3,117	316,957	1,193,766	114,533
2047	35,189	21,113	1,583,483	70,945	3,115	316,697	1,192,726	103,587
Subtotal	**927,104**	**556,259**	**41,719,606**	**1,778,131**	**860,564**	**8,343,923**	**30,736,988**	**11,377,026**
Remaining	934,950	839,680	62,975,769	5,207,204	123,882	12,595,157	45,049,526	985,551
Total	**1,862,054**	**1,395,939**	**104,695,375**	**6,985,335**	**984,446**	**20,939,080**	**75,786,514**	**12,362,577**

Note: Probable and possible reserves and values for probable and possible reserves have not been risk adjusted to make them comparable to proved reserves and values for proved reserves.

Present Worth at (10^3U.S.$)	
5 Percent	23,317,286
8 Percent	15,319,549
9 Percent	13,690,531
12 Percent	10,468,755
15 Percent	8,291,247

[illegible]

TABLE A-32
PROJECTION of 1P RESERVES and REVENUE
as of
DECEMBER 31, 2022
attributable to
ABU DHABI NATIONAL OIL COMPANY
in the
UNITED ARAB EMIRATES
SHAH FIELD

Base Case

	Oil Reserves (10^3bbl)		ADNOC					
Year	Gross	Net	Future Gross Revenue (10^3U.S.$)	Operating Expenses (10^3U.S.$)	Capital and Abandonment Costs (10^3U.S.$)	Royalties (10^3U.S.$)	Future Net Revenue (10^3U.S.$)	Net Present Value at 10 Percent (10^3U.S.$)
2023	25,642	15,385	1,153,890	49,175	40,393	230,778	833,544	790,096
2024	25,408	15,245	1,143,374	49,925	76,686	228,675	788,088	676,202
2025	23,454	14,072	1,055,435	50,098	34,856	211,087	759,394	589,819
2026	21,198	12,719	953,921	49,931	13,739	190,784	699,467	491,779
2027	19,435	11,661	874,593	49,433	18,650	174,919	631,591	401,967
2028	17,941	10,764	807,332	49,035	85,883	161,467	510,947	294,361
2029	16,559	9,936	745,169	47,363	2,624	149,034	546,148	284,816
2030	15,357	9,214	691,079	46,945	85,473	138,216	420,445	198,478
2031	14,600	8,760	657,000	46,300	23,073	131,400	456,227	194,956
2032	14,277	8,566	642,466	46,404	95,682	128,493	371,887	143,852
2033	13,688	8,213	615,938	45,596	12,549	123,188	434,605	152,178
2034	13,323	7,994	599,513	45,610	38,441	119,903	395,559	125,377
2035	12,958	7,775	583,088	44,957	2,053	116,618	419,460	120,350
2036	12,470	7,482	561,167	44,173	1,976	112,234	402,784	104,612
2037	12,109	7,265	544,906	44,071	1,919	108,981	389,935	91,675
2038	11,808	7,085	531,364	43,461	1,871	106,273	379,759	80,820
2039	11,652	6,991	524,333	43,163	1,846	104,867	374,457	72,138
2040	11,509	6,906	517,926	42,913	1,824	103,585	369,604	64,454
2041	11,324	6,794	509,581	42,737	1,794	101,916	363,134	57,323
2042	11,118	6,671	500,320	42,369	1,762	100,064	356,125	50,888
2043	10,959	6,575	493,156	42,242	1,737	98,631	350,546	45,343
2044	10,791	6,475	485,609	41,655	1,710	97,122	345,122	40,410
2045	10,120	6,072	455,420	39,881	1,604	91,084	322,851	34,219
2046	9,902	5,941	445,612	39,158	1,569	89,122	315,763	30,295
2047	9,414	5,649	423,642	38,455	1,492	84,728	298,967	25,965
Subtotal	**367,016**	**220,210**	**16,515,834**	**1,125,050**	**551,206**	**3,303,169**	**11,536,409**	**5,162,373**
Remaining	291,242	268,762	20,157,171	2,671,442	70,977	4,031,436	13,383,316	218,890
Total	**658,258**	**488,972**	**36,673,005**	**3,796,492**	**622,183**	**7,334,605**	**24,919,725**	**5,381,263**

Present Worth at (10^3U.S.$)	
5 Percent	8,620,498
8 Percent	6,299,391
9 Percent	5,799,980
12 Percent	4,763,544
15 Percent	4,000,422

[illegible]

TABLE A-33
PROJECTION of 2P RESERVES and REVENUE
as of
DECEMBER 31, 2022
attributable to
ABU DHABI NATIONAL OIL COMPANY
in the
UNITED ARAB EMIRATES
SHAH FIELD

Base Case

	Oil Reserves (10^3bbl)		ADNOC					
Year	Gross	Net	Future Gross Revenue (10^3U.S.$)	Operating Expenses (10^3U.S.$)	Capital and Abandonment Costs (10^3U.S.$)	Royalties (10^3U.S.$)	Future Net Revenue (10^3U.S.$)	Net Present Value at 10 Percent (10^3U.S.$)
2023	25,550	15,330	1,149,728	43,948	39,413	229,946	836,421	792,823
2024	25,690	15,414	1,156,031	44,806	75,760	231,206	804,259	690,078
2025	25,550	15,330	1,149,732	44,953	34,223	229,946	840,610	652,900
2026	25,549	15,329	1,149,705	45,634	13,463	229,941	860,667	605,115
2027	25,545	15,327	1,149,512	46,631	18,653	229,903	854,325	543,722
2028	25,712	15,427	1,157,051	53,443	86,143	231,410	786,055	452,853
2029	25,011	15,007	1,125,516	53,297	3,018	225,103	844,098	440,197
2030	23,151	13,891	1,041,796	53,997	85,834	208,359	693,606	327,429
2031	20,924	12,555	941,594	53,395	23,285	188,319	676,595	289,124
2032	19,237	11,542	865,657	52,623	95,741	173,131	544,162	210,491
2033	17,660	10,596	794,722	50,776	12,511	158,944	572,491	200,459
2034	16,345	9,807	735,539	49,093	38,302	147,108	501,036	158,809
2035	15,159	9,095	682,148	47,396	1,829	136,430	496,493	142,453
2036	14,451	8,670	650,287	46,548	1,744	130,057	471,938	122,572
2037	14,054	8,432	632,431	45,652	1,696	126,486	458,597	107,818
2038	13,511	8,106	607,978	44,697	1,630	121,595	440,056	93,652
2039	13,150	7,890	591,766	44,506	1,587	118,353	427,320	82,321
2040	12,825	7,695	577,130	44,118	1,548	115,426	416,038	72,551
2041	12,276	7,365	552,401	43,399	1,481	110,480	397,041	62,675
2042	12,178	7,307	548,003	43,303	1,470	109,601	393,629	56,247
2043	12,143	7,286	546,432	43,295	1,465	109,286	392,386	50,754
2044	12,229	7,337	550,286	43,589	1,476	110,057	395,164	46,269
2045	12,179	7,307	548,049	43,618	1,470	109,610	393,351	41,691
2046	12,101	7,261	544,539	43,610	1,460	108,908	390,561	37,472
2047	12,104	7,262	544,662	43,713	1,461	108,932	390,556	33,919
Subtotal	**444,284**	**266,568**	**19,992,695**	**1,170,040**	**546,663**	**3,998,537**	**14,277,455**	**6,314,394**
Remaining	469,311	436,181	32,713,707	3,619,639	87,729	6,542,737	22,463,602	362,865
Total	**913,595**	**702,749**	**52,706,402**	**4,789,679**	**634,392**	**10,541,274**	**36,741,057**	**6,677,259**

Note: Probable reserves and values for probable reserves have not been risk adjusted to make them comparable to proved reserves and values for proved reserves.

Present Worth at (10^3U.S.$)	
5 Percent	11,269,846
8 Percent	7,937,808
9 Percent	7,248,000
12 Percent	5,862,713
15 Percent	4,837,208

[illegible]

TABLE A-34
PROJECTION of 3P RESERVES and REVENUE
as of
DECEMBER 31, 2022
attributable to
ABU DHABI NATIONAL OIL COMPANY
in the
UNITED ARAB EMIRATES
SHAH FIELD

Base Case

			ADNOC					
	Oil Reserves (10^3bbl)		Future Gross Revenue	Operating Expenses	Capital and Abandonment Costs	Royalties	Future Net Revenue	Net Present Value at 10 Percent
Year	Gross	Net	(10^3U.S.$)	(10^3U.S.$)	(10^3U.S.$)	(10^3U.S.$)	(10^3U.S.$)	(10^3U.S.$)
2023	25,550	15,330	1,149,728	43,948	38,947	229,946	836,887	793,266
2024	25,690	15,414	1,156,031	44,806	75,291	231,206	804,728	690,480
2025	25,550	15,330	1,149,732	44,953	33,757	229,946	841,076	653,262
2026	25,549	15,329	1,149,705	45,634	12,997	229,941	861,133	605,443
2027	25,545	15,327	1,149,512	46,631	18,186	229,903	854,792	544,019
2028	25,619	15,372	1,152,877	53,317	85,664	230,575	783,321	451,278
2029	25,619	15,372	1,152,873	54,121	2,624	230,575	865,553	451,386
2030	25,550	15,330	1,149,732	57,250	85,657	229,946	776,879	366,740
2031	25,549	15,329	1,149,705	59,666	23,377	229,941	836,721	357,549
2032	25,615	15,369	1,152,661	61,271	96,043	230,532	764,815	295,844
2033	25,550	15,330	1,149,732	61,474	12,997	229,946	845,315	295,989
2034	25,549	15,329	1,149,705	61,573	38,947	229,941	819,244	259,669
2035	25,545	15,327	1,149,512	61,480	2,616	229,903	855,513	245,462
2036	25,712	15,427	1,157,051	61,819	2,633	231,410	861,189	223,669
2037	25,339	15,203	1,140,251	60,888	2,595	228,050	848,718	199,536
2038	23,454	14,072	1,055,435	58,417	2,402	211,087	783,529	166,749
2039	21,198	12,719	953,921	55,252	2,171	190,784	705,714	135,953
2040	19,489	11,693	876,989	53,061	1,996	175,398	646,534	112,746
2041	17,892	10,735	805,126	51,162	1,832	161,025	591,107	93,310
2042	16,559	9,936	745,169	49,362	1,696	149,034	545,077	77,888
2043	15,357	9,214	691,079	47,668	1,573	138,216	503,622	65,143
2044	14,640	8,784	658,800	46,998	1,499	131,760	478,543	56,032
2045	14,238	8,543	640,710	46,511	1,458	128,142	464,599	49,243
2046	13,688	8,213	615,938	45,795	1,402	123,188	445,553	42,748
2047	13,323	7,994	599,513	45,341	1,364	119,903	432,905	37,597
Subtotal	**553,369**	**332,021**	**24,901,487**	**1,318,398**	**549,724**	**4,980,298**	**18,053,067**	**7,271,001**
Remaining	566,349	531,528	39,864,685	4,159,840	90,725	7,972,938	27,641,182	407,658
Total	**1,119,718**	**863,549**	**64,766,172**	**5,478,238**	**640,449**	**12,953,236**	**45,694,249**	**7,678,659**

Note: Probable and possible reserves and values for probable and possible reserves have not been risk adjusted to make them comparable to proved reserves and values for proved reserves.

Present Worth at (10^3U.S.$)	
5 Percent	13,513,135
8 Percent	9,283,256
9 Percent	8,405,161
12 Percent	6,647,372
15 Percent	5,352,018

TABLE A-35
SUMMARY PROJECTION of 1P RESERVES and REVENUE
as of
DECEMBER 31, 2022
attributable to
ABU DHABI NATIONAL OIL COMPANY
in the
UNITED ARAB EMIRATES

Low Price Case

ADNOC

Year	Oil Quantities (10^3bbl) Gross	Oil Quantities (10^3bbl) Net	Future Gross Revenue (10^3U.S.$)	Operating Expenses (10^3U.S.$)	Capital and Abandonment Costs (10^3U.S.$)	Royalties (10^3U.S.$)	Future Net Revenue (10^3U.S.$)	Net Present Value at 10 Percent (10^3U.S.$)
2023	446,347	267,808	16,282,963	717,243	678,729	3,213,704	11,673,287	11,064,828
2024	451,876	271,127	16,485,682	731,951	401,973	3,253,519	12,098,239	10,380,636
2025	435,424	261,254	15,890,809	718,507	420,989	3,135,051	11,616,262	9,022,332
2026	428,649	257,189	15,644,590	717,084	368,465	3,086,266	11,472,775	8,066,245
2027	421,051	252,631	15,373,253	712,990	368,070	3,031,568	11,260,625	7,166,646
2028	443,424	266,053	16,203,421	750,176	395,982	3,192,645	11,864,618	6,835,303
2029	418,911	251,348	15,306,692	728,292	352,646	3,016,161	11,209,593	5,845,803
2030	400,895	240,536	14,649,699	708,214	330,687	2,886,441	10,724,357	5,062,630
2031	366,986	220,192	13,405,829	663,374	203,589	2,642,302	9,896,564	4,229,020
2032	350,662	210,396	12,808,846	644,386	269,910	2,524,753	9,369,797	3,624,399
2033	329,498	197,700	12,037,879	617,361	123,152	2,372,380	8,924,986	3,125,101
2034	313,499	188,101	11,453,747	597,081	142,821	2,257,192	8,456,653	2,680,437
2035	298,641	179,186	10,909,372	576,571	74,270	2,150,223	8,108,308	2,326,420
2036	283,408	170,044	10,353,035	556,139	73,127	2,040,542	7,683,227	1,995,499
2037	269,064	161,439	9,829,461	536,966	72,059	1,937,269	7,283,167	1,712,295
2038	256,037	153,622	9,356,006	518,332	19,108	1,843,458	6,975,108	1,484,431
2039	239,953	143,971	8,769,250	496,753	18,112	1,727,662	6,526,723	1,257,346
2040	224,752	134,851	8,212,524	473,091	17,116	1,618,208	6,104,109	1,064,466
2041	210,811	126,486	7,703,598	448,298	16,217	1,517,843	5,721,240	903,130
2042	198,261	118,957	7,244,430	428,295	15,382	1,427,477	5,373,276	767,805
2043	187,266	112,359	6,844,177	412,199	14,691	1,348,322	5,068,965	655,662
2044	176,227	105,737	6,441,869	391,929	14,009	1,268,835	4,767,096	558,170
2045	165,535	99,321	6,051,210	376,280	18,414	1,191,857	4,464,659	473,207
2046	156,083	93,649	5,706,447	361,201	12,567	1,123,802	4,208,877	403,811
2047	148,326	88,996	5,423,852	348,490	12,056	1,067,947	3,995,359	346,992
Subtotal	**7,621,586**	**4,572,953**	**278,388,641**	**14,231,203**	**4,434,141**	**54,875,427**	**204,847,870**	**91,052,614**
Remaining	3,097,060	2,767,835	169,703,514	19,270,001	412,423	33,214,042	116,807,048	2,499,727
Total	**10,718,646**	**7,340,788**	**448,092,155**	**33,501,204**	**4,846,564**	**88,089,469**	**321,654,918**	**93,552,341**

Note: Reserves were estimated using the Base Case, and quantities in the sensitivity cases should not be confused with reserves.

Present Worth at (10^3U.S.$)	
5 Percent	144,372,317
8 Percent	108,900,698
9 Percent	100,653,169
12 Percent	82,303,137
15 Percent	68,962,868

TABLE A-36
SUMMARY PROJECTION of 2P RESERVES and REVENUE
as of
DECEMBER 31, 2022
attributable to
ABU DHABI NATIONAL OIL COMPANY
in the
UNITED ARAB EMIRATES

Low Price Case

	Oil Quantities (10^3bbl)		ADNOC					
Year	Gross	Net	Future Gross Revenue (10^3U.S.$)	Operating Expenses (10^3U.S.$)	Capital and Abandonment Costs (10^3U.S.$)	Royalties (10^3U.S.$)	Future Net Revenue (10^3U.S.$)	Net Present Value at 10 Percent (10^3U.S.$)
2023	447,272	268,362	16,101,776	714,110	672,158	3,220,355	11,495,153	10,895,977
2024	457,185	274,311	16,458,671	734,251	395,721	3,291,733	12,036,966	10,328,065
2025	458,934	275,360	16,521,570	743,123	415,590	3,304,314	12,058,543	9,365,852
2026	462,764	277,657	16,659,498	753,781	363,840	3,331,900	12,209,977	8,584,555
2027	465,867	279,519	16,771,191	763,538	363,923	3,354,239	12,289,491	7,821,450
2028	496,539	297,923	17,875,448	816,533	391,843	3,575,091	13,091,981	7,542,398
2029	492,695	295,617	17,737,016	816,881	350,089	3,547,404	13,022,642	6,791,309
2030	489,598	293,760	17,625,515	819,353	329,025	3,525,102	12,952,035	6,114,248
2031	484,929	290,959	17,457,410	818,933	204,086	3,491,482	12,942,909	5,530,793
2032	475,609	285,364	17,121,890	811,149	271,230	3,424,379	12,615,132	4,879,752
2033	462,200	277,319	16,639,191	796,171	125,449	3,327,837	12,389,734	4,338,289
2034	449,295	269,577	16,174,646	779,551	145,639	3,234,930	12,014,526	3,808,146
2035	429,616	257,769	15,466,141	754,911	77,105	3,093,229	11,540,896	3,311,289
2036	412,102	247,260	14,835,665	732,233	76,224	2,967,131	11,060,077	2,872,541
2037	393,132	235,880	14,152,769	705,491	75,197	2,830,554	10,541,527	2,478,347
2038	374,650	224,790	13,487,400	680,729	22,272	2,697,481	10,086,918	2,146,681
2039	352,503	211,503	12,690,109	650,747	21,105	2,538,022	9,480,235	1,826,328
2040	335,132	201,080	12,064,768	625,729	20,175	2,412,955	9,005,909	1,570,500
2041	317,696	190,618	11,436,999	601,292	19,165	2,287,398	8,529,144	1,346,376
2042	302,423	181,453	10,887,217	577,674	18,293	2,177,444	8,113,806	1,159,406
2043	288,919	173,351	10,401,070	558,806	17,544	2,080,214	7,744,506	1,001,742
2044	276,191	165,714	9,942,884	538,316	16,773	1,988,579	7,399,216	866,359
2045	261,207	156,725	9,403,485	518,830	21,122	1,880,698	6,982,835	740,107
2046	248,193	148,916	8,934,930	499,866	15,151	1,786,985	6,632,928	636,382
2047	233,843	140,306	8,418,355	475,116	14,451	1,683,673	6,245,115	542,380
Subtotal	**9,868,494**	**5,921,093**	**355,265,614**	**17,287,114**	**4,443,170**	**71,053,129**	**262,482,201**	**106,499,272**
Remaining	4,705,154	4,183,930	251,036,302	24,245,193	494,812	50,207,262	176,089,035	3,884,223
Total	**14,573,648**	**10,105,023**	**606,301,916**	**41,532,307**	**4,937,982**	**121,260,391**	**438,571,236**	**110,383,495**

Notes:
1. Reserves were estimated using the Base Case, and quantities in the sensitivity cases should not be confused with reserves.
2. Probable quantities and values for probable quantities have not been risk adjusted to make them comparable to proved quantities and values for proved quantities.

Present Worth at (10^3U.S.$)	
5 Percent	180,628,906
8 Percent	131,197,023
9 Percent	119,957,590
12 Percent	95,469,891
15 Percent	78,140,721

[illegible]

TABLE A-37
SUMMARY PROJECTION of 3P RESERVES and REVENUE
as of
DECEMBER 31, 2022
attributable to
ABU DHABI NATIONAL OIL COMPANY
in the
UNITED ARAB EMIRATES

Low Price Case

	Oil Quantities (10^3bbl)		ADNOC					
Year	Gross	Net	Future Gross Revenue (10^3U.S.$)	Operating Expenses (10^3U.S.$)	Capital and Abandonment Costs (10^3U.S.$)	Royalties (10^3U.S.$)	Future Net Revenue (10^3U.S.$)	Net Present Value at 10 Percent (10^3U.S.$)
2023	447,100	268,259	16,310,085	714,980	669,698	3,219,114	11,706,293	11,096,113
2024	457,772	274,663	16,693,389	736,415	393,361	3,295,960	12,267,653	10,526,000
2025	459,807	275,884	16,768,172	745,993	413,228	3,310,602	12,298,349	9,552,108
2026	463,553	278,131	16,902,610	763,809	361,356	3,337,574	12,439,871	8,746,190
2027	466,994	280,196	17,025,456	774,907	361,421	3,362,353	12,526,775	7,972,466
2028	498,220	298,933	18,174,959	829,749	389,170	3,587,184	13,368,856	7,701,904
2029	496,356	297,814	18,107,752	834,048	347,525	3,573,757	13,352,422	6,963,288
2030	495,784	297,471	18,087,703	840,299	326,649	3,569,640	13,351,115	6,302,641
2031	495,296	297,177	18,070,717	847,392	202,048	3,566,133	13,455,144	5,749,682
2032	495,956	297,573	18,098,716	855,315	269,546	3,570,876	13,402,979	5,184,505
2033	493,195	295,917	18,001,866	856,497	124,112	3,551,005	13,470,252	4,716,635
2034	492,717	295,631	17,984,501	859,539	156,871	3,547,566	13,420,525	4,253,794
2035	491,550	294,929	17,942,571	861,421	89,393	3,539,151	13,452,606	3,859,794
2036	492,058	295,233	17,962,824	865,020	89,448	3,542,817	13,465,539	3,497,292
2037	489,542	293,724	17,870,764	862,519	77,290	3,524,691	13,406,264	3,151,855
2038	486,532	291,919	17,763,943	862,202	25,128	3,503,026	13,373,587	2,846,144
2039	482,928	289,756	17,631,812	860,394	24,789	3,477,088	13,269,541	2,556,322
2040	480,531	288,317	17,547,112	858,912	24,528	3,459,824	13,203,848	2,302,558
2041	466,214	279,728	17,027,556	840,700	23,921	3,356,743	12,806,192	2,021,532
2042	442,039	265,222	16,147,886	808,019	22,878	3,182,675	12,134,314	1,733,909
2043	409,917	245,950	14,985,920	764,898	21,323	2,951,401	11,248,298	1,454,951
2044	393,614	236,169	14,393,553	741,964	20,607	2,834,027	10,796,955	1,264,193
2045	371,708	223,025	13,590,422	712,399	24,823	2,676,301	10,176,899	1,078,644
2046	352,161	211,296	12,872,097	685,737	18,399	2,535,548	9,632,413	924,163
2047	337,041	202,223	12,318,458	664,682	17,689	2,426,685	9,209,402	799,824
Subtotal	**11,458,585**	**6,875,140**	**418,280,844**	**20,047,810**	**4,495,201**	**82,501,741**	**311,236,092**	**116,256,507**
Remaining	7,195,533	6,425,435	393,746,897	39,169,936	658,268	77,105,285	276,813,408	5,958,837
Total	**18,654,118**	**13,300,575**	**812,027,741**	**59,217,746**	**5,153,469**	**159,607,026**	**588,049,500**	**122,215,344**

Notes:
1. Reserves were estimated using the Base Case, and quantities in the sensitivity cases should not be confused with reserves.
2. Probable and possible quantities and values for probable and possible quantities have not been risk adjusted to make them comparable to proved quantities and values for proved quantities.

Present Worth at (10^3U.S.$)	
5 Percent	213,428,858
8 Percent	148,387,824
9 Percent	134,150,219
12 Percent	104,193,498
15 Percent	83,513,004

[illegible]

TABLE A-38
PROJECTION of 1P RESERVES and REVENUE
as of
DECEMBER 31, 2022
attributable to
ABU DHABI NATIONAL OIL COMPANY
in the
UNITED ARAB EMIRATES
ASAB FIELD

Low Price Case

			ADNOC					
	Oil Quantities (10^3bbl)		Future Gross Revenue	Operating Expenses	Capital and Abandonment Costs	Royalties	Future Net Revenue	Net Present Value at 10 Percent
Year	Gross	Net	(10^3U.S.$)	(10^3U.S.$)	(10^3U.S.$)	(10^3U.S.$)	(10^3U.S.$)	(10^3U.S.$)
2023	137,241	82,345	4,940,693	190,480	2,046	988,139	3,760,028	3,564,040
2024	134,528	80,717	4,843,020	186,800	2,005	968,604	3,685,611	3,162,360
2025	122,211	73,327	4,399,598	170,218	1,822	879,920	3,347,638	2,600,105
2026	118,924	71,354	4,281,252	165,700	1,773	856,250	3,257,529	2,290,294
2027	113,066	67,840	4,070,378	157,847	1,685	814,076	3,096,770	1,970,890
2028	106,775	64,065	3,843,896	149,317	1,592	768,779	2,924,208	1,684,660
2029	100,835	60,501	3,630,052	141,022	1,503	726,010	2,761,517	1,440,131
2030	94,689	56,813	3,408,796	132,688	1,411	681,759	2,592,938	1,224,044
2031	89,992	53,995	3,239,727	126,320	1,341	647,945	2,464,121	1,052,973
2032	86,278	51,767	3,105,992	121,282	1,286	621,199	2,362,225	913,750
2033	80,901	48,541	2,912,443	113,992	1,206	582,488	2,214,757	775,501
2034	76,749	46,050	2,762,975	108,362	1,144	552,595	2,100,874	665,897
2035	73,698	44,219	2,653,143	104,225	1,099	530,629	2,017,190	578,768
2036	70,952	42,571	2,554,285	100,501	1,058	510,857	1,941,869	504,345
2037	68,113	40,868	2,452,068	96,651	1,015	490,414	1,863,988	438,230
2038	65,755	39,453	2,367,163	93,453	980	473,432	1,799,298	382,923
2039	60,209	36,125	2,167,516	85,933	897	433,503	1,647,183	317,323
2040	55,811	33,486	2,009,185	79,879	832	401,837	1,526,637	266,223
2041	51,257	30,754	1,845,261	73,525	764	369,052	1,401,920	221,301
2042	47,613	28,568	1,714,052	68,582	710	342,811	1,301,949	186,040
2043	43,706	26,224	1,573,423	63,166	651	314,684	1,194,922	154,561
2044	39,895	23,937	1,436,219	57,908	595	287,244	1,090,472	127,681
2045	36,878	22,127	1,327,615	53,817	550	265,523	1,007,725	106,808
2046	34,216	20,530	1,231,779	50,207	510	246,356	934,706	89,678
2047	31,332	18,799	1,127,966	46,297	467	225,593	855,609	74,309
Subtotal	**1,941,624**	**1,164,976**	**69,898,497**	**2,738,172**	**28,942**	**13,979,699**	**53,151,684**	**24,792,835**
Remaining	442,388	378,636	22,718,244	1,197,282	9,410	4,543,649	16,967,903	461,253
Total	**2,384,012**	**1,543,612**	**92,616,741**	**3,935,454**	**38,352**	**18,523,348**	**70,119,587**	**25,254,088**

Note: Reserves were estimated using the Base Case, and quantities in the sensitivity cases should not be confused with reserves.

Present Worth at (10^3U.S.$)	
5 Percent	37,122,873
8 Percent	28,959,478
9 Percent	26,980,998
12 Percent	22,423,759
15 Percent	19,114,000

[illegible]

TABLE A-39
PROJECTION of 2P RESERVES and REVENUE
as of
DECEMBER 31, 2022
attributable to
ABU DHABI NATIONAL OIL COMPANY
in the
UNITED ARAB EMIRATES
ASAB FIELD

Low Price Case

ADNOC

Year	Oil Quantities (10^3bbl) Gross	Oil Quantities (10^3bbl) Net	Future Gross Revenue (10^3U.S.$)	Operating Expenses (10^3U.S.$)	Capital and Abandonment Costs (10^3U.S.$)	Royalties (10^3U.S.$)	Future Net Revenue (10^3U.S.$)	Net Present Value at 10 Percent (10^3U.S.$)
2023	137,242	82,345	4,940,694	190,480	1,991	988,139	3,760,084	3,564,093
2024	137,655	82,593	4,955,593	191,041	1,997	991,118	3,771,437	3,236,002
2025	140,808	84,485	5,069,080	195,436	2,043	1,013,816	3,857,785	2,996,336
2026	144,377	86,626	5,197,559	200,215	2,095	1,039,512	3,955,737	2,781,189
2027	147,292	88,375	5,302,515	204,258	2,137	1,060,503	4,035,617	2,568,404
2028	147,538	88,523	5,311,385	204,592	2,140	1,062,277	4,042,376	2,328,845
2029	145,862	87,517	5,251,049	202,079	2,116	1,050,210	3,996,644	2,084,250
2030	145,089	87,053	5,223,207	201,031	2,105	1,044,641	3,975,430	1,876,675
2031	143,193	85,916	5,154,937	198,459	2,077	1,030,987	3,923,414	1,676,562
2032	135,298	81,179	4,870,720	187,754	1,963	974,144	3,706,859	1,433,878
2033	124,781	74,868	4,492,108	173,493	1,810	898,421	3,418,384	1,196,953
2034	117,412	70,447	4,226,846	163,501	1,703	845,369	3,216,273	1,019,435
2035	110,915	66,549	3,992,934	154,691	1,609	798,587	3,038,047	871,670
2036	104,104	62,463	3,747,754	145,456	1,510	749,551	2,851,237	740,528
2037	98,263	58,958	3,537,468	137,534	1,426	707,494	2,691,014	632,666
2038	93,669	56,201	3,372,070	131,305	1,359	674,414	2,564,992	545,877
2039	87,662	52,597	3,155,840	123,160	1,272	631,168	2,400,240	462,396
2040	83,201	49,921	2,995,247	117,021	1,207	599,050	2,277,969	397,245
2041	79,595	47,757	2,865,402	111,950	1,155	573,080	2,179,217	344,002
2042	76,269	45,761	2,745,668	107,440	1,107	549,134	2,087,987	298,359
2043	73,245	43,947	2,636,809	103,220	1,063	527,362	2,005,164	259,365
2044	70,677	42,406	2,544,380	99,649	1,025	508,876	1,934,830	226,545
2045	67,315	40,389	2,423,357	95,090	977	484,672	1,842,618	195,298
2046	65,059	39,035	2,342,115	92,030	944	468,423	1,780,718	170,847
2047	59,702	35,821	2,149,289	84,767	866	429,858	1,633,798	141,893
Subtotal	**2,736,223**	**1,641,732**	**98,504,026**	**3,815,652**	**39,697**	**19,700,806**	**74,947,871**	**32,049,313**
Remaining	791,991	669,380	40,162,776	1,890,756	16,187	8,032,555	30,223,278	861,142
Total	**3,528,214**	**2,311,112**	**138,666,802**	**5,706,408**	**55,884**	**27,733,361**	**105,171,149**	**32,910,455**

Notes:
1. Reserves were estimated using the Base Case, and quantities in the sensitivity cases should not be confused with reserves.
2. Probable quantities and values for probable quantities have not been risk adjusted to make them comparable to proved quantities and values for proved quantities.

Present Worth at (10^3U.S.$)	
5 Percent	51,194,696
8 Percent	38,511,583
9 Percent	35,506,937
12 Percent	28,721,252
15 Percent	23,904,059

[illegible]

TABLE A-40
PROJECTION of 3P RESERVES and REVENUE
as of
DECEMBER 31, 2022
attributable to
ABU DHABI NATIONAL OIL COMPANY
in the
UNITED ARAB EMIRATES
ASAB FIELD

Low Price Case

			ADNOC					
	Oil Quantities (10^3bbl)		Future Gross Revenue	Operating Expenses	Capital and Abandonment Costs	Royalties	Future Net Revenue	Net Present Value at 10 Percent
Year	Gross	Net	(10^3U.S.$)	(10^3U.S.$)	(10^3U.S.$)	(10^3U.S.$)	(10^3U.S.$)	(10^3U.S.$)
2023	137,242	82,345	4,940,694	190,480	1,960	988,139	3,760,115	3,564,122
2024	137,655	82,593	4,955,593	191,041	1,966	991,118	3,771,468	3,236,029
2025	140,808	84,485	5,069,080	195,436	2,011	1,013,816	3,857,817	2,996,360
2026	144,377	86,626	5,197,559	200,215	2,062	1,039,512	3,955,770	2,781,212
2027	147,292	88,375	5,302,515	204,258	2,104	1,060,503	4,035,650	2,568,425
2028	147,685	88,611	5,316,654	204,791	2,109	1,063,331	4,046,423	2,331,177
2029	147,230	88,338	5,300,264	203,933	2,103	1,060,053	4,034,175	2,103,823
2030	147,231	88,338	5,300,300	203,935	2,103	1,060,060	4,034,202	1,904,420
2031	147,094	88,256	5,295,385	203,749	2,101	1,059,077	4,030,458	1,722,304
2032	147,242	88,345	5,300,707	203,950	2,103	1,060,141	4,034,513	1,560,619
2033	145,695	87,417	5,245,013	201,852	2,081	1,049,003	3,992,077	1,397,834
2034	145,519	87,312	5,238,697	201,614	2,078	1,047,739	3,987,266	1,263,811
2035	144,735	86,841	5,210,462	200,551	2,067	1,042,093	3,965,751	1,137,845
2036	144,561	86,736	5,204,183	200,314	2,065	1,040,837	3,960,967	1,028,749
2037	143,699	86,219	5,173,165	199,146	2,052	1,034,633	3,937,334	925,680
2038	143,280	85,968	5,158,077	198,578	2,046	1,031,615	3,925,838	835,490
2039	142,984	85,790	5,147,425	198,176	2,042	1,029,485	3,917,722	754,733
2040	142,995	85,797	5,147,819	198,101	2,042	1,029,564	3,918,112	683,261
2041	135,635	81,381	4,882,862	187,941	1,937	976,573	3,716,411	586,657
2042	125,899	75,539	4,532,364	174,739	1,798	906,473	3,449,354	492,889
2043	118,057	70,834	4,250,042	163,985	1,686	850,009	3,234,362	418,360
2044	111,729	67,038	4,022,258	155,315	1,596	804,452	3,060,895	358,394
2045	104,115	62,469	3,748,123	144,989	1,487	749,624	2,852,023	302,284
2046	98,820	59,292	3,557,503	137,809	1,411	711,500	2,706,783	259,697
2047	94,503	56,702	3,402,109	131,956	1,350	680,422	2,588,381	224,798
Subtotal	**3,386,082**	**2,031,647**	**121,898,853**	**4,696,854**	**48,360**	**24,379,772**	**92,773,867**	**35,438,973**
Remaining	1,244,263	1,038,254	62,295,345	2,742,621	24,713	12,459,076	47,068,935	1,432,217
Total	**4,630,345**	**3,069,901**	**184,194,198**	**7,439,475**	**73,073**	**36,838,848**	**139,842,802**	**36,871,190**

Notes:
1. Reserves were estimated using the Base Case, and quantities in the sensitivity cases should not be confused with reserves.
2. Probable and possible quantities and values for probable and possible quantities have not been risk adjusted to make them comparable to proved quantities and values for proved quantities.

Present Worth at (10^3U.S.$)	
5 Percent	61,656,203
8 Percent	44,242,288
9 Percent	40,258,089
12 Percent	31,536,108
15 Percent	25,608,413

[illegible]

TABLE A-41
PROJECTION of 1P RESERVES and REVENUE
as of
DECEMBER 31, 2022
attributable to
ABU DHABI NATIONAL OIL COMPANY
in the
UNITED ARAB EMIRATES
BIDA AL QEMZAN FIELD

Low Price Case

			ADNOC					
	Oil Quantities (10^3bbl)		Future Gross Revenue	Operating Expenses	Capital and Abandonment Costs	Royalties	Future Net Revenue	Net Present Value at 10 Percent
Year	Gross	Net	(10^3U.S.$)	(10^3U.S.$)	(10^3U.S.$)	(10^3U.S.$)	(10^3U.S.$)	(10^3U.S.$)
2023	1,861	1,117	67,000	5,727	40,599	13,400	7,274	6,896
2024	1,446	868	52,069	5,330	7,242	10,414	29,083	24,954
2025	1,115	669	40,142	4,786	958	8,029	26,369	20,481
2026	884	530	31,807	4,462	759	6,361	20,225	14,220
2027	713	428	25,661	4,233	612	5,132	15,684	9,982
2028	475	285	17,109	3,518	408	3,422	9,761	5,623
2029	305	183	10,972	1,996	262	2,194	6,520	3,400
2030	272	163	9,775	1,973	233	1,955	5,614	2,650
2031	241	145	8,676	1,262	207	1,735	5,472	2,338
2032	219	131	7,870	1,229	188	1,574	4,879	1,887
2033	196	118	7,056	1,219	168	1,411	4,258	1,491
2034	176	106	6,336	1,193	151	1,267	3,725	1,180
2035	158	95	5,688	1,212	136	1,138	3,202	919
2036	143	86	5,162	1,229	123	1,033	2,777	721
2037	128	77	4,608	1,243	110	922	2,333	549
2038	0	0	0	0	0	0	0	0
2039	0	0	0	0	0	0	0	0
2040	0	0	0	0	0	0	0	0
2041	0	0	0	0	0	0	0	0
2042	0	0	0	0	0	0	0	0
2043	0	0	0	0	0	0	0	0
2044	0	0	0	0	0	0	0	0
2045	0	0	0	0	0	0	0	0
2046	0	0	0	0	0	0	0	0
2047	0	0	0	0	0	0	0	0
Subtotal	**8,332**	**5,001**	**299,931**	**40,612**	**52,156**	**59,987**	**147,176**	**97,291**
Remaining	0	0	0	0	0	0	0	0
Total	**8,332**	**5,001**	**299,931**	**40,612**	**52,156**	**59,987**	**147,176**	**97,291**

Note: Reserves were estimated using the Base Case, and quantities in the sensitivity cases should not be confused with reserves.

Present Worth at (10^3U.S.$)	
5 Percent	118,136
8 Percent	104,862
9 Percent	100,964
12 Percent	90,567
15 Percent	81,794

[illegible]

TABLE A-42
PROJECTION of 2P RESERVES and REVENUE
as of
DECEMBER 31, 2022
attributable to
ABU DHABI NATIONAL OIL COMPANY
in the
UNITED ARAB EMIRATES
BIDA AL QEMZAN FIELD

Low Price Case

			ADNOC					
	Oil Quantities (10^3bbl)		Future Gross Revenue	Operating Expenses	Capital and Abandonment Costs	Royalties	Future Net Revenue	Net Present Value at 10 Percent
Year	Gross	Net	(10^3U.S.$)	(10^3U.S.$)	(10^3U.S.$)	(10^3U.S.$)	(10^3U.S.$)	(10^3U.S.$)
2023	2,877	1,726	103,587	7,627	39,780	20,717	35,463	33,615
2024	2,456	1,473	88,408	7,073	6,666	17,681	56,988	48,897
2025	2,280	1,368	82,066	6,832	618	16,413	58,203	45,207
2026	2,451	1,470	88,229	6,943	664	17,646	62,976	44,276
2027	2,217	1,330	79,817	6,551	601	15,964	56,701	36,086
2028	2,026	1,216	72,948	6,256	549	14,590	51,553	29,700
2029	1,895	1,137	68,210	6,004	514	13,642	48,050	25,058
2030	1,689	1,014	60,811	5,743	458	12,162	42,448	20,039
2031	1,458	875	52,477	3,645	395	10,495	37,942	16,213
2032	1,322	793	47,585	3,467	358	9,517	34,243	13,245
2033	1,196	717	43,040	3,311	324	8,608	30,797	10,784
2034	1,088	653	39,153	3,227	295	7,831	27,800	8,812
2035	955	573	34,376	3,190	259	6,875	24,052	6,901
2036	841	504	30,267	3,191	228	6,053	20,795	5,401
2037	736	442	26,504	3,142	200	5,301	17,861	4,199
2038	646	388	23,272	3,114	175	4,654	15,329	3,262
2039	568	341	20,435	3,029	154	4,087	13,165	2,536
2040	500	300	17,993	2,950	135	3,599	11,309	1,972
2041	438	263	15,757	2,872	119	3,151	9,615	1,518
2042	384	231	13,835	2,807	104	2,767	8,157	1,166
2043	337	202	12,149	2,748	91	2,430	6,880	890
2044	0	0	0	0	0	0	0	0
2045	0	0	0	0	0	0	0	0
2046	0	0	0	0	0	0	0	0
2047	0	0	0	0	0	0	0	0
Subtotal	**28,360**	**17,016**	**1,020,919**	**93,722**	**52,687**	**204,183**	**670,327**	**359,777**
Remaining	0	0	0	0	0	0	0	0
Total	**28,360**	**17,016**	**1,020,919**	**93,722**	**52,687**	**204,183**	**670,327**	**359,777**

Notes:
1. Reserves were estimated using the Base Case, and quantities in the sensitivity cases should not be confused with reserves.
2. Probable quantities and values for probable quantities have not been risk adjusted to make them comparable to proved quantities and values for proved quantities.

Present Worth at (10^3U.S.$)	
5 Percent	478,353
8 Percent	400,956
9 Percent	379,480
12 Percent	324,985
15 Percent	282,136

[illegible]

TABLE A-43
PROJECTION of 3P RESERVES and REVENUE
as of
DECEMBER 31, 2022
attributable to
ABU DHABI NATIONAL OIL COMPANY
in the
UNITED ARAB EMIRATES
BIDA AL QEMZAN FIELD

Low Price Case

			ADNOC					
	Oil Quantities (10^3bbl)		Future Gross Revenue	Operating Expenses	Capital and Abandonment Costs	Royalties	Future Net Revenue	Net Present Value at 10 Percent
Year	Gross	Net	(10^3U.S.$)	(10^3U.S.$)	(10^3U.S.$)	(10^3U.S.$)	(10^3U.S.$)	(10^3U.S.$)
2023	2,560	1,536	92,160	6,866	39,928	18,432	26,934	25,530
2024	2,722	1,633	98,008	7,218	6,987	19,601	64,202	55,086
2025	2,538	1,523	91,368	7,016	920	18,274	65,158	50,608
2026	2,346	1,408	84,456	6,799	851	16,891	59,915	42,125
2027	2,170	1,302	78,120	6,601	787	15,624	55,108	35,073
2028	2,023	1,214	72,811	6,443	733	14,562	51,073	29,423
2029	1,868	1,121	67,248	6,269	677	13,450	46,852	24,433
2030	1,561	937	56,196	4,801	566	11,239	39,590	18,689
2031	1,458	875	52,488	4,678	529	10,498	36,783	15,719
2032	1,370	822	49,311	4,574	497	9,862	34,378	13,298
2033	1,277	766	45,972	4,460	463	9,194	31,855	11,154
2034	1,306	784	47,016	4,582	12,474	9,403	20,557	6,516
2035	1,427	856	51,372	4,836	12,517	10,274	23,745	6,813
2036	1,439	863	51,802	4,510	12,522	10,360	24,410	6,340
2037	1,345	807	48,420	3,109	488	9,684	35,139	8,261
2038	1,291	775	46,476	3,044	468	9,295	33,669	7,165
2039	1,240	744	44,640	2,983	450	8,928	32,279	6,219
2040	1,196	718	43,066	2,932	434	8,613	31,087	5,421
2041	1,143	686	41,148	2,866	414	8,230	29,638	4,678
2042	1,097	658	39,492	2,811	398	7,898	28,385	4,056
2043	1,053	632	37,908	2,758	382	7,582	27,186	3,517
2044	1,017	610	36,604	2,717	369	7,321	26,197	3,067
2045	970	582	34,920	2,659	352	6,984	24,925	2,642
2046	0	0	0	0	0	0	0	0
2047	0	0	0	0	0	0	0	0
Subtotal	**36,417**	**21,852**	**1,311,002**	**105,532**	**94,206**	**262,199**	**849,065**	**385,833**
Remaining	0	0	0	0	0	0	0	0
Total	**36,417**	**21,852**	**1,311,002**	**105,532**	**94,206**	**262,199**	**849,065**	**385,833**

Notes:
1. Reserves were estimated using the Base Case, and quantities in the sensitivity cases should not be confused with reserves.
2. Probable and possible quantities and values for probable and possible quantities have not been risk adjusted to make them comparable to proved quantities and values for proved quantities.

Present Worth at (10^3U.S.$)	
5 Percent	546,710
8 Percent	439,346
9 Percent	411,118
12 Percent	342,580
15 Percent	291,713

[illegible]

TABLE A-44
PROJECTION of 1P RESERVES and REVENUE
as of
DECEMBER 31, 2022
attributable to
ABU DHABI NATIONAL OIL COMPANY
in the
UNITED ARAB EMIRATES
BU HASA FIELD

Low Price Case

	Oil Quantities (10^3bbl)		ADNOC					
Year	Gross	Net	Future Gross Revenue (10^3U.S.$)	Operating Expenses (10^3U.S.$)	Capital and Abandonment Costs (10^3U.S.$)	Royalties (10^3U.S.$)	Future Net Revenue (10^3U.S.$)	Net Present Value at 10 Percent (10^3U.S.$)
2023	221,860	133,116	8,201,408	370,392	525,768	1,597,393	5,707,855	5,410,337
2024	232,386	139,432	8,583,992	389,872	220,358	1,673,180	6,300,582	5,406,081
2025	231,757	139,054	8,558,806	392,752	261,825	1,668,650	6,235,579	4,843,165
2026	231,764	139,058	8,556,761	396,851	230,681	1,668,701	6,260,528	4,401,633
2027	231,722	139,033	8,557,396	399,344	147,642	1,668,396	6,342,014	4,036,274
2028	261,572	156,943	9,656,783	444,181	186,271	1,883,318	7,143,013	4,115,148
2029	246,314	147,789	9,093,198	435,038	262,942	1,773,463	6,621,755	3,453,246
2030	236,991	142,194	8,749,149	423,684	168,803	1,706,332	6,450,330	3,044,997
2031	210,881	126,529	7,786,048	388,508	88,939	1,518,346	5,790,255	2,474,304
2032	199,947	119,968	7,383,178	374,753	103,667	1,439,620	5,465,138	2,114,010
2033	185,916	111,550	6,868,947	356,162	50,692	1,338,594	5,123,499	1,794,003
2034	175,391	105,235	6,481,869	343,337	44,693	1,262,816	4,831,023	1,531,250
2035	165,098	99,059	6,101,794	329,208	12,758	1,188,707	4,571,121	1,311,536
2036	154,712	92,827	5,719,969	314,722	11,960	1,113,928	4,279,359	1,111,442
2037	145,328	87,197	5,374,936	301,919	11,238	1,046,364	4,015,415	944,037
2038	136,407	81,844	5,049,358	289,459	10,557	982,129	3,767,213	801,732
2039	127,615	76,569	4,725,049	277,040	9,879	918,824	3,519,306	677,979
2040	118,482	71,089	4,386,829	262,225	9,172	853,069	3,262,363	568,908
2041	110,911	66,547	4,107,177	246,260	8,587	798,560	3,053,770	482,055
2042	103,538	62,123	3,834,424	233,770	8,017	745,475	2,847,162	406,839
2043	97,930	58,758	3,628,047	224,758	7,586	705,097	2,690,606	348,026
2044	91,833	55,100	3,403,681	215,220	7,117	661,196	2,520,148	295,079
2045	86,492	51,895	3,205,629	206,963	6,702	622,741	2,369,223	251,113
2046	81,277	48,766	3,013,417	197,523	6,301	585,196	2,224,397	213,415
2047	77,766	46,660	2,883,702	191,173	6,029	559,917	2,126,583	184,691
Subtotal	**4,163,890**	**2,498,335**	**153,911,547**	**8,005,114**	**2,408,184**	**29,980,012**	**113,518,237**	**50,221,300**
Remaining	1,732,091	1,559,764	97,219,159	10,307,141	203,268	18,717,167	67,991,583	1,333,133
Total	**5,895,981**	**4,058,099**	**251,130,706**	**18,312,255**	**2,611,452**	**48,697,179**	**181,509,820**	**51,554,433**

Note: Reserves were estimated using the Base Case, and quantities in the sensitivity cases should not be confused with reserves.

Present Worth at (10^3U.S.$)	
5 Percent	79,808,544
8 Percent	60,107,392
9 Percent	55,515,428
12 Percent	45,295,242
15 Percent	37,771,819

[illegible]

TABLE A-45
PROJECTION of 2P RESERVES and REVENUE
as of
DECEMBER 31, 2022
attributable to
ABU DHABI NATIONAL OIL COMPANY
in the
UNITED ARAB EMIRATES
BU HASA FIELD

Low Price Case

ADNOC

Year	Oil Quantities (10^3bbl) Gross	Oil Quantities (10^3bbl) Net	Future Gross Revenue (10^3U.S.$)	Operating Expenses (10^3U.S.$)	Capital and Abandonment Costs (10^3U.S.$)	Royalties (10^3U.S.$)	Future Net Revenue (10^3U.S.$)	Net Present Value at 10 Percent (10^3U.S.$)
2023	221,860	133,116	7,986,963	370,392	522,525	1,597,393	5,496,653	5,210,144
2024	232,386	139,432	8,365,903	389,872	216,975	1,673,180	6,085,876	5,221,857
2025	231,757	139,054	8,343,250	392,752	258,455	1,668,650	6,023,393	4,678,360
2026	231,764	139,058	8,343,506	396,851	227,316	1,668,701	6,050,638	4,254,065
2027	231,722	139,033	8,341,981	399,344	144,273	1,668,396	6,129,968	3,901,320
2028	261,572	156,943	9,416,590	444,181	182,474	1,883,318	6,906,617	3,978,958
2029	260,802	156,481	9,388,865	446,851	260,276	1,877,773	6,803,965	3,548,269
2030	260,883	156,530	9,391,771	449,251	166,861	1,878,354	6,897,305	3,256,000
2031	260,909	156,546	9,392,731	452,633	89,012	1,878,546	6,972,540	2,979,521
2032	261,550	156,930	9,415,816	455,409	104,623	1,883,163	6,972,621	2,697,131
2033	260,884	156,530	9,391,810	455,782	52,681	1,878,362	7,004,985	2,452,809
2034	257,279	154,368	9,262,060	451,040	47,265	1,852,412	6,911,343	2,190,632
2035	246,453	147,872	8,872,315	436,940	15,446	1,774,463	6,645,466	1,906,703
2036	237,684	142,610	8,556,613	425,015	14,897	1,711,322	6,405,379	1,663,615
2037	226,890	136,134	8,168,038	409,472	14,220	1,633,607	6,110,739	1,436,654
2038	214,446	128,667	7,720,039	392,491	13,440	1,544,008	5,770,100	1,227,983
2039	199,451	119,671	7,180,244	371,258	12,500	1,436,049	5,360,437	1,032,666
2040	187,406	112,444	6,746,632	354,933	11,746	1,349,326	5,030,627	877,268
2041	175,249	105,150	6,308,977	338,045	10,984	1,261,795	4,698,153	741,631
2042	164,792	98,875	5,932,517	321,373	10,328	1,186,504	4,414,312	630,774
2043	155,193	93,116	5,586,945	307,501	9,727	1,117,389	4,152,328	537,098
2044	145,961	87,577	5,254,607	294,697	9,148	1,050,922	3,899,840	456,624
2045	135,871	81,523	4,891,363	280,789	8,516	978,272	3,623,786	384,083
2046	126,812	76,087	4,565,218	266,483	7,948	913,043	3,377,744	324,071
2047	119,148	71,489	4,289,312	251,249	7,467	857,863	3,172,733	275,548
Subtotal	**5,308,724**	**3,185,236**	**191,114,066**	**9,554,604**	**2,419,103**	**38,222,811**	**140,917,548**	**55,863,784**
Remaining	2,477,176	2,215,432	132,925,978	12,199,999	231,417	26,585,196	93,909,366	1,930,772
Total	**7,785,900**	**5,400,668**	**324,040,044**	**21,754,603**	**2,650,520**	**64,808,007**	**234,826,914**	**57,794,556**

Notes:
1. Reserves were estimated using the Base Case, and quantities in the sensitivity cases should not be confused with reserves.
2. Probable quantities and values for probable quantities have not been risk adjusted to make them comparable to proved quantities and values for proved quantities.

Present Worth at (10^3U.S.$)	
5 Percent	95,258,185
8 Percent	68,944,580
9 Percent	62,928,651
12 Percent	49,799,065
15 Percent	40,470,212

[illegible]

TABLE A-46
PROJECTION of 3P RESERVES and REVENUE
as of
DECEMBER 31, 2022
attributable to
ABU DHABI NATIONAL OIL COMPANY
in the
UNITED ARAB EMIRATES
BU HASA FIELD

Low Price Case

ADNOC

Year	Oil Quantities (10^3bbl) Gross	Oil Quantities (10^3bbl) Net	Future Gross Revenue (10^3U.S.$)	Operating Expenses (10^3U.S.$)	Capital and Abandonment Costs (10^3U.S.$)	Royalties (10^3U.S.$)	Future Net Revenue (10^3U.S.$)	Net Present Value at 10 Percent (10^3U.S.$)
2023	222,005	133,203	8,206,699	371,944	521,244	1,598,437	5,715,074	5,417,181
2024	232,387	139,432	8,579,528	391,263	215,608	1,673,188	6,299,469	5,405,126
2025	231,755	139,053	8,558,337	394,379	257,095	1,668,635	6,238,228	4,845,222
2026	231,760	139,056	8,558,094	405,559	225,955	1,668,671	6,257,909	4,399,792
2027	231,736	139,042	8,556,186	408,687	142,912	1,668,499	6,336,088	4,032,502
2028	261,578	156,947	9,655,847	454,432	180,933	1,883,362	7,137,120	4,111,752
2029	260,797	156,478	9,627,651	458,233	258,740	1,877,736	7,032,942	3,667,680
2030	260,888	156,533	9,631,459	461,704	165,326	1,878,391	7,126,038	3,363,977
2031	260,910	156,546	9,632,828	465,970	87,478	1,878,554	7,200,826	3,077,073
2032	261,532	156,919	9,659,487	471,001	103,089	1,883,030	7,202,367	2,786,001
2033	260,878	156,527	9,638,461	473,017	51,156	1,878,325	7,235,963	2,533,686
2034	260,770	156,462	9,634,400	475,795	45,960	1,877,546	7,235,099	2,293,250
2035	260,889	156,533	9,638,799	478,003	14,827	1,878,397	7,267,572	2,085,196
2036	261,600	156,960	9,666,343	480,986	14,869	1,883,520	7,286,968	1,892,582
2037	260,878	156,527	9,638,902	482,138	14,827	1,878,318	7,263,619	1,707,700
2038	260,859	156,516	9,639,748	484,444	14,828	1,878,187	7,262,289	1,545,548
2039	260,885	156,531	9,638,242	486,247	14,826	1,878,374	7,258,795	1,398,376
2040	261,592	156,955	9,665,309	489,139	14,868	1,883,464	7,277,838	1,269,149
2041	257,023	154,214	9,496,694	484,005	14,608	1,850,569	7,147,512	1,128,276
2042	244,576	146,745	9,039,233	467,725	13,905	1,760,944	6,796,659	971,195
2043	222,157	133,294	8,226,558	438,378	12,655	1,599,527	6,175,998	798,856
2044	213,449	128,070	7,907,602	426,944	12,164	1,536,836	5,931,658	694,525
2045	200,007	120,004	7,409,173	407,892	11,397	1,440,051	5,549,833	588,224
2046	187,786	112,671	6,954,637	391,796	10,698	1,352,057	5,200,086	498,912
2047	177,854	106,712	6,587,767	378,358	10,134	1,280,547	4,918,728	427,185
Subtotal	**6,046,551**	**3,627,930**	**223,447,984**	**11,128,039**	**2,430,102**	**43,535,165**	**166,354,678**	**60,938,966**
Remaining	4,028,816	3,635,247	226,335,055	24,277,183	348,164	43,622,906	158,086,802	3,104,914
Total	**10,075,367**	**7,263,177**	**449,783,039**	**35,405,222**	**2,778,266**	**87,158,071**	**324,441,480**	**64,043,880**

Notes:
1. Reserves were estimated using the Base Case, and quantities in the sensitivity cases should not be confused with reserves.
2. Probable and possible quantities and values for probable and possible quantities have not been risk adjusted to make them comparable to proved quantities and values for proved quantities.

Present Worth at (10^3U.S.$)	
5 Percent	112,920,179
8 Percent	78,042,336
9 Percent	70,425,271
12 Percent	54,473,618
15 Percent	43,386,484

[illegible]

TABLE A-47
PROJECTION of 1P RESERVES and REVENUE
as of
DECEMBER 31, 2022
attributable to
ABU DHABI NATIONAL OIL COMPANY
in the
UNITED ARAB EMIRATES
HUWAILA FIELD

Low Price Case

			ADNOC					
	Oil Quantities (10^3bbl)		Future Gross Revenue	Operating Expenses	Capital and Abandonment Costs	Royalties	Future Net Revenue	Net Present Value at 10 Percent
Year	Gross	Net	(10^3U.S.$)	(10^3U.S.$)	(10^3U.S.$)	(10^3U.S.$)	(10^3U.S.$)	(10^3U.S.$)
2023	5,136	3,081	184,881	7,204	84	36,976	140,617	133,287
2024	4,531	2,719	163,114	6,384	74	32,623	124,033	106,424
2025	3,976	2,385	143,124	5,631	65	28,625	108,803	84,507
2026	3,078	1,847	110,798	4,414	50	22,160	84,174	59,181
2027	2,708	1,625	97,486	3,912	44	19,497	74,033	47,117
2028	2,200	1,320	79,182	3,223	36	15,836	60,087	34,617
2029	1,679	1,007	60,445	2,517	28	12,089	45,811	23,891
2030	1,575	945	56,698	2,375	26	11,339	42,958	20,279
2031	1,477	886	53,183	2,243	24	10,637	40,279	17,212
2032	1,390	834	50,023	2,124	23	10,004	37,872	14,649
2033	1,300	780	46,793	2,003	21	9,359	35,410	12,399
2034	1,219	732	43,892	1,863	20	8,779	33,230	10,533
2035	1,144	686	41,171	1,761	19	8,234	31,157	8,940
2036	1,076	645	38,725	1,669	18	7,745	29,293	7,608
2037	1,006	604	36,225	1,574	16	7,245	27,390	6,439
2038	944	566	33,979	1,490	15	6,796	25,678	5,465
2039	885	531	31,873	1,411	15	6,374	24,073	4,638
2040	833	500	29,978	1,339	14	5,996	22,629	3,946
2041	779	467	28,043	1,266	13	5,609	21,155	3,339
2042	731	438	26,305	1,201	12	5,261	19,831	2,834
2043	685	411	24,674	1,139	11	4,935	18,589	2,404
2044	645	387	23,207	1,084	11	4,642	17,470	2,046
2045	603	362	21,709	1,028	10	4,342	16,329	1,731
2046	566	339	20,363	977	9	4,073	15,304	1,468
2047	531	318	19,101	929	9	3,820	14,343	1,246
Subtotal	**40,697**	**24,415**	**1,464,972**	**60,761**	**667**	**292,996**	**1,110,548**	**616,200**
Remaining	7,764	6,603	396,187	27,524	184	79,235	289,244	8,426
Total	**48,461**	**31,018**	**1,861,159**	**88,285**	**851**	**372,231**	**1,399,792**	**624,626**

Note: Reserves were estimated using the Base Case, and quantities in the sensitivity cases should not be confused with reserves.

Present Worth at (10^3U.S.$)	
5 Percent	838,832
8 Percent	692,788
9 Percent	656,593
12 Percent	571,095
15 Percent	506,969

[illegible]

TABLE A-48
PROJECTION of 2P RESERVES and REVENUE
as of
DECEMBER 31, 2022
attributable to
ABU DHABI NATIONAL OIL COMPANY
in the
UNITED ARAB EMIRATES
HUWAILA FIELD

Low Price Case

	Oil Quantities (10^3bbl)		ADNOC					
Year	Gross	Net	Future Gross Revenue (10^3U.S.$)	Operating Expenses (10^3U.S.$)	Capital and Abandonment Costs (10^3U.S.$)	Royalties (10^3U.S.$)	Future Net Revenue (10^3U.S.$)	Net Present Value at 10 Percent (10^3U.S.$)
2023	5,136	3,081	184,881	7,204	78	36,976	140,623	133,293
2024	4,830	2,898	173,894	6,790	74	34,779	132,251	113,476
2025	4,519	2,711	162,668	6,367	69	32,534	123,698	96,076
2026	4,238	2,543	152,584	5,987	65	30,517	116,015	81,568
2027	3,976	2,385	143,124	5,631	61	28,625	108,807	69,249
2028	3,739	2,244	134,619	5,311	57	26,924	102,327	58,952
2029	3,498	2,099	125,928	4,983	53	25,186	95,706	49,911
2030	3,281	1,969	118,121	4,689	50	23,624	89,758	42,372
2031	3,078	1,847	110,798	4,414	47	22,160	84,177	35,971
2032	2,895	1,737	104,214	4,165	44	20,843	79,162	30,621
2033	2,708	1,625	97,486	3,912	41	19,497	74,036	25,924
2034	2,540	1,524	91,442	3,655	39	18,289	69,459	22,016
2035	2,383	1,430	85,774	3,441	36	17,155	65,142	18,690
2036	2,241	1,345	80,677	3,249	34	16,135	61,259	15,910
2037	2,096	1,258	75,468	3,053	32	15,094	57,289	13,469
2038	1,966	1,180	70,790	2,876	30	14,158	53,726	11,434
2039	1,844	1,107	66,401	2,711	28	13,280	50,382	9,706
2040	1,735	1,041	62,455	2,563	26	12,491	47,375	8,262
2041	1,623	974	58,423	2,411	25	11,684	44,303	6,994
2042	1,522	913	54,801	2,274	23	10,960	41,544	5,936
2043	1,428	857	51,404	2,146	22	10,281	38,955	5,039
2044	1,343	806	48,349	2,031	20	9,670	36,628	4,289
2045	1,256	754	45,228	1,913	19	9,046	34,250	3,630
2046	1,178	707	42,424	1,808	18	8,485	32,113	3,081
2047	1,105	663	39,794	1,709	17	7,959	30,109	2,615
Subtotal	**66,158**	**39,698**	**2,381,747**	**95,293**	**1,008**	**476,352**	**1,809,094**	**868,484**
Remaining	16,171	13,753	825,392	43,692	347	165,077	616,276	17,776
Total	**82,329**	**53,451**	**3,207,139**	**138,985**	**1,355**	**641,429**	**2,425,370**	**886,260**

Notes:
1. Reserves were estimated using the Base Case, and quantities in the sensitivity cases should not be confused with reserves.
2. Probable quantities and values for probable quantities have not been risk adjusted to make them comparable to proved quantities and values for proved quantities.

Present Worth at (10^3U.S.$)	
5 Percent	1,292,053
8 Percent	1,012,513
9 Percent	945,061
12 Percent	789,772
15 Percent	677,153

[illegible]

TABLE A-49
PROJECTION of 3P RESERVES and REVENUE
as of
DECEMBER 31, 2022
attributable to
ABU DHABI NATIONAL OIL COMPANY
in the
UNITED ARAB EMIRATES
HUWAILA FIELD

Low Price Case

	Oil Quantities (10^3bbl)		ADNOC					
Year	Gross	Net	Future Gross Revenue (10^3U.S.$)	Operating Expenses (10^3U.S.$)	Capital and Abandonment Costs (10^3U.S.$)	Royalties (10^3U.S.$)	Future Net Revenue (10^3U.S.$)	Net Present Value at 10 Percent (10^3U.S.$)
2023	5,136	3,081	184,881	7,204	77	36,976	140,624	133,295
2024	5,150	3,090	185,387	7,223	77	37,078	141,009	120,991
2025	5,136	3,081	184,881	7,204	77	36,976	140,624	109,223
2026	5,136	3,081	184,881	7,204	77	36,976	140,624	98,870
2027	5,136	3,081	184,881	7,204	77	36,976	140,624	89,498
2028	4,951	2,971	178,241	6,954	74	35,648	135,565	78,100
2029	4,632	2,779	166,735	6,520	69	33,347	126,799	66,125
2030	4,344	2,607	156,398	6,131	65	31,280	118,922	56,140
2031	4,075	2,445	146,702	5,766	61	29,341	111,534	47,661
2032	3,833	2,300	137,984	5,437	57	27,597	104,893	40,574
2033	3,585	2,151	129,076	5,102	53	25,815	98,106	34,352
2034	3,363	2,018	121,074	4,771	50	24,215	92,038	29,173
2035	3,155	1,893	113,568	4,488	47	22,714	86,319	24,767
2036	2,967	1,780	106,819	4,234	44	21,364	81,177	21,084
2037	2,776	1,665	99,923	3,974	41	19,985	75,923	17,850
2038	2,604	1,562	93,728	3,740	39	18,746	71,203	15,153
2039	2,442	1,465	87,918	3,521	36	17,584	66,777	12,864
2040	2,297	1,378	82,693	3,325	34	16,538	62,796	10,951
2041	2,149	1,289	77,355	3,124	32	15,471	58,728	9,271
2042	2,016	1,209	72,559	2,943	30	14,512	55,074	7,870
2043	1,891	1,134	68,061	2,774	28	13,612	51,647	6,680
2044	1,778	1,067	64,016	2,621	27	12,803	48,565	5,686
2045	1,663	998	59,884	2,465	25	11,977	45,417	4,814
2046	1,560	936	56,171	2,326	23	11,234	42,588	4,086
2047	1,464	878	52,689	2,195	22	10,538	39,934	3,468
Subtotal	**83,239**	**49,939**	**2,996,505**	**118,450**	**1,242**	**599,303**	**2,277,510**	**1,048,546**
Remaining	21,584	18,382	1,102,960	54,943	456	220,596	826,965	23,603
Total	**104,823**	**68,321**	**4,099,465**	**173,393**	**1,698**	**819,899**	**3,104,475**	**1,072,149**

Notes:
1. Reserves were estimated using the Base Case, and quantities in the sensitivity cases should not be confused with reserves.
2. Probable and possible quantities and values for probable and possible quantities have not been risk adjusted to make them comparable to proved quantities and values for proved quantities.

Present Worth at (10^3U.S.$)	
5 Percent	1,602,042
8 Percent	1,236,332
9 Percent	1,148,523
12 Percent	947,369
15 Percent	802,341

[illegible]

TABLE A-50
PROJECTION of 1P RESERVES and REVENUE
as of
DECEMBER 31, 2022
attributable to
ABU DHABI NATIONAL OIL COMPANY
in the
UNITED ARAB EMIRATES
MENDER FIELD

Low Price Case

			ADNOC					
	Oil Quantities (10^3bbl)		Future Gross Revenue	Operating Expenses	Capital and Abandonment Costs	Royalties	Future Net Revenue	Net Present Value at 10 Percent
Year	Gross	Net	(10^3U.S.$)	(10^3U.S.$)	(10^3U.S.$)	(10^3U.S.$)	(10^3U.S.$)	(10^3U.S.$)
2023	7,157	4,294	257,669	12,829	27,336	51,534	165,970	157,320
2024	6,588	3,953	237,168	12,166	6,465	47,434	171,103	146,811
2025	6,570	3,942	236,520	12,890	37,602	47,304	138,724	107,747
2026	6,935	4,161	249,660	13,965	27,292	49,932	158,471	111,417
2027	7,665	4,599	275,940	15,628	43,004	55,188	162,120	103,179
2028	8,784	5,270	316,224	17,636	58,790	63,245	176,553	101,714
2029	8,578	5,147	308,790	17,679	27,610	61,758	201,743	105,209
2030	8,395	5,037	302,220	17,875	17,195	60,444	206,706	97,580
2031	8,078	4,847	290,801	17,137	11,944	58,160	203,560	86,986
2032	7,787	4,672	280,327	17,177	11,887	56,065	195,198	75,506
2033	7,276	4,365	261,923	16,771	1,408	52,385	191,359	67,005
2034	6,790	4,074	244,452	15,967	1,314	48,890	178,281	56,508
2035	6,309	3,786	227,140	15,824	1,221	45,428	164,667	47,246
2036	6,032	3,619	217,145	15,707	1,168	43,429	156,841	40,735
2037	5,782	3,469	208,153	15,251	1,119	41,630	150,153	35,301
2038	5,558	3,335	200,080	15,251	1,076	40,016	143,737	30,590
2039	5,342	3,205	192,322	15,820	1,034	38,464	137,004	26,393
2040	5,149	3,090	185,371	15,138	997	37,074	132,162	23,047
2041	4,936	2,962	177,697	14,845	956	35,539	126,357	19,946
2042	4,745	2,847	170,807	14,262	918	34,162	121,465	17,357
2043	4,561	2,736	164,186	14,211	883	32,837	116,255	15,037
2044	4,396	2,638	158,254	13,210	851	31,651	112,542	13,177
2045	4,214	2,528	151,705	13,420	816	30,341	107,128	11,354
2046	4,051	2,430	145,826	13,666	784	29,165	102,211	9,806
2047	3,894	2,336	140,175	12,916	754	28,035	98,470	8,552
Subtotal	**155,572**	**93,342**	**5,600,555**	**377,241**	**284,424**	**1,120,110**	**3,818,780**	**1,515,523**
Remaining	90,625	81,281	4,876,734	900,655	26,227	975,345	2,974,507	69,517
Total	**246,197**	**174,623**	**10,477,289**	**1,277,896**	**310,651**	**2,095,455**	**6,793,287**	**1,585,040**

Note: Reserves were estimated using the Base Case, and quantities in the sensitivity cases should not be confused with reserves.

Present Worth at (10^3U.S.$)	
5 Percent	2,682,163
8 Percent	1,903,362
9 Percent	1,730,706
12 Percent	1,361,323
15 Percent	1,103,979

[illegible]

TABLE A-51
PROJECTION of 2P RESERVES and REVENUE
as of
DECEMBER 31, 2022
attributable to
ABU DHABI NATIONAL OIL COMPANY
in the
UNITED ARAB EMIRATES
MENDER FIELD

Low Price Case

	Oil Quantities (10^3bbl)		ADNOC					
Year	Gross	Net	Future Gross Revenue (10^3U.S.$)	Operating Expenses (10^3U.S.$)	Capital and Abandonment Costs (10^3U.S.$)	Royalties (10^3U.S.$)	Future Net Revenue (10^3U.S.$)	Net Present Value at 10 Percent (10^3U.S.$)
2023	7,157	4,294	257,669	12,829	27,030	51,534	166,276	157,609
2024	6,588	3,953	237,168	12,166	6,184	47,434	171,384	147,053
2025	6,570	3,942	236,520	12,890	37,321	47,304	139,005	107,964
2026	6,935	4,161	249,660	13,965	26,996	49,932	158,767	111,625
2027	7,665	4,599	275,940	15,628	42,677	55,188	162,447	103,387
2028	8,784	5,270	316,224	17,636	58,415	63,245	176,928	101,930
2029	8,760	5,256	315,360	17,950	27,272	63,072	207,066	107,985
2030	8,760	5,256	315,360	18,421	16,892	63,072	216,975	102,427
2031	8,760	5,256	315,360	18,163	11,702	63,072	222,423	95,047
2032	8,784	5,270	316,224	18,709	11,705	63,245	222,565	86,092
2033	8,760	5,256	315,360	19,087	1,322	63,072	231,879	81,193
2034	8,577	5,146	308,790	18,739	1,294	61,758	226,999	71,950
2035	8,291	4,974	298,464	19,019	1,251	59,693	218,501	62,692
2036	8,029	4,817	289,036	18,962	1,211	57,807	211,056	54,816
2037	7,726	4,636	278,131	18,439	1,166	55,626	202,900	47,703
2038	7,448	4,469	268,118	18,407	1,124	53,624	194,963	41,492
2039	7,196	4,318	259,052	19,037	1,086	51,811	187,118	36,048
2040	6,972	4,183	250,984	18,310	1,052	50,197	181,425	31,638
2041	6,718	4,031	241,846	17,933	1,014	48,369	174,530	27,551
2042	6,491	3,895	233,684	17,308	979	46,737	168,660	24,100
2043	6,272	3,763	225,802	17,290	946	45,160	162,406	21,007
2044	6,077	3,646	218,789	16,174	917	43,758	157,940	18,493
2045	5,857	3,514	210,842	16,398	884	42,169	151,391	16,046
2046	5,660	3,396	203,746	16,687	854	40,749	145,456	13,955
2047	5,469	3,282	196,892	15,813	825	39,379	140,875	12,235
Subtotal	**184,306**	**110,583**	**6,635,021**	**425,960**	**282,119**	**1,327,007**	**4,599,935**	**1,682,038**
Remaining	150,577	137,177	8,230,837	1,332,102	34,506	1,646,164	5,218,065	105,656
Total	**334,883**	**247,760**	**14,865,858**	**1,758,062**	**316,625**	**2,973,171**	**9,818,000**	**1,787,694**

Notes:
1. Reserves were estimated using the Base Case, and quantities in the sensitivity cases should not be confused with reserves.
2. Probable quantities and values for probable quantities have not been risk adjusted to make them comparable to proved quantities and values for proved quantities.

Present Worth at (10^3U.S.$)	
5 Percent	3,258,846
8 Percent	2,199,022
9 Percent	1,974,186
12 Percent	1,514,059
15 Percent	1,194,581

[illegible]

TABLE A-52
PROJECTION of 3P RESERVES and REVENUE
as of
DECEMBER 31, 2022
attributable to
ABU DHABI NATIONAL OIL COMPANY
in the
UNITED ARAB EMIRATES
MENDER FIELD

Low Price Case

			ADNOC					
	Oil Quantities (10^3bbl)		Future Gross Revenue	Operating Expenses	Capital and Abandonment Costs	Royalties	Future Net Revenue	Net Present Value at 10 Percent
Year	Gross	Net	(10^3U.S.$)	(10^3U.S.$)	(10^3U.S.$)	(10^3U.S.$)	(10^3U.S.$)	(10^3U.S.$)
2023	7,157	4,294	257,669	12,829	26,846	51,534	166,460	157,784
2024	6,588	3,953	237,168	12,166	6,014	47,434	171,554	147,198
2025	6,570	3,942	236,520	12,890	37,152	47,304	139,174	108,096
2026	6,935	4,161	249,660	13,965	26,818	49,932	158,945	111,751
2027	7,665	4,599	275,940	15,628	42,479	55,188	162,645	103,513
2028	8,784	5,270	316,224	17,636	58,189	63,245	177,154	102,060
2029	8,760	5,256	315,360	17,950	27,046	63,072	207,292	108,103
2030	8,760	5,256	315,360	18,421	16,666	63,072	217,201	102,534
2031	8,760	5,256	315,360	18,163	11,476	63,072	222,649	95,143
2032	8,784	5,270	316,224	18,709	11,479	63,245	222,791	86,179
2033	8,760	5,256	315,360	19,087	1,096	63,072	232,105	81,272
2034	8,760	5,256	315,360	19,012	1,096	63,072	232,180	73,592
2035	8,760	5,256	315,360	19,774	1,096	63,072	231,418	66,398
2036	8,784	5,270	316,225	20,194	1,099	63,245	231,687	60,174
2037	8,760	5,256	315,360	20,138	1,096	63,072	231,054	54,321
2038	8,760	5,256	315,360	20,602	1,096	63,072	230,590	49,074
2039	8,760	5,256	315,360	21,763	1,096	63,072	229,429	44,199
2040	8,784	5,270	316,224	21,473	1,099	63,245	230,407	40,180
2041	8,760	5,256	315,360	21,484	1,096	63,072	229,708	36,261
2042	8,760	5,256	315,360	21,272	1,096	63,072	229,920	32,854
2043	8,571	5,143	308,572	21,464	1,073	61,714	224,321	29,016
2044	8,317	4,990	299,402	20,140	1,041	59,881	218,340	25,565
2045	8,026	4,815	288,929	20,345	1,004	57,786	209,794	22,236
2046	7,767	4,660	279,594	20,662	972	55,919	202,041	19,384
2047	7,516	4,509	270,569	19,586	941	54,114	195,928	17,016
Subtotal	**206,608**	**123,962**	**7,437,880**	**465,353**	**280,162**	**1,487,578**	**5,204,787**	**1,773,903**
Remaining	215,628	197,111	11,826,999	1,612,365	41,112	2,365,398	7,808,124	149,665
Total	**422,236**	**321,073**	**19,264,879**	**2,077,718**	**321,274**	**3,852,976**	**13,012,911**	**1,923,568**

Notes:
1. Reserves were estimated using the Base Case, and quantities in the sensitivity cases should not be confused with reserves.
2. Probable and possible quantities and values for probable and possible quantities have not been risk adjusted to make them comparable to proved quantities and values for proved quantities.

Present Worth at (10^3U.S.$)	
5 Percent	3,759,183
8 Percent	2,419,506
9 Percent	2,146,405
12 Percent	1,610,122
15 Percent	1,241,153

[illegible]

TABLE A-53
PROJECTION of 1P RESERVES and REVENUE
as of
DECEMBER 31, 2022
attributable to
ABU DHABI NATIONAL OIL COMPANY
in the
UNITED ARAB EMIRATES
QUSAHWIRA FIELD

Low Price Case

			ADNOC					
	Oil Quantities (10^3bbl)		Future Gross Revenue	Operating Expenses	Capital and Abandonment Costs	Royalties	Future Net Revenue	Net Present Value at 10 Percent
Year	Gross	Net	(10^3U.S.$)	(10^3U.S.$)	(10^3U.S.$)	(10^3U.S.$)	(10^3U.S.$)	(10^3U.S.$)
2023	9,490	5,694	341,640	16,471	22,147	68,328	234,694	222,461
2024	8,925	5,355	321,316	15,875	6,494	64,263	234,684	201,365
2025	8,381	5,029	301,711	15,170	6,415	60,342	219,784	170,706
2026	7,906	4,744	284,620	15,005	58,245	56,924	154,446	108,588
2027	7,782	4,669	280,154	15,416	120,507	56,031	88,200	56,133
2028	7,613	4,568	274,057	15,039	1,113	54,811	203,094	117,004
2029	7,426	4,456	267,346	14,834	1,085	53,469	197,958	103,235
2030	7,284	4,371	262,237	14,885	1,065	52,447	193,840	91,506
2031	7,041	4,225	253,471	14,839	1,029	50,694	186,909	79,870
2032	6,901	4,140	248,419	14,920	1,008	49,684	182,807	70,713
2033	6,805	4,083	244,985	14,828	995	48,997	180,165	63,085
2034	6,702	4,021	241,259	14,718	979	48,252	177,310	56,201
2035	6,590	3,954	237,254	14,607	963	47,451	174,233	49,991
2036	6,491	3,895	233,673	14,501	949	46,735	171,488	44,539
2037	6,358	3,815	228,905	14,332	929	45,781	167,863	39,465
2038	6,247	3,748	224,875	14,196	913	44,975	164,791	35,071
2039	6,123	3,674	220,436	14,060	895	44,087	161,394	31,092
2040	6,012	3,607	216,421	13,939	879	43,284	158,319	27,609
2041	5,912	3,547	212,848	13,825	864	42,569	155,590	24,561
2042	5,778	3,467	208,012	13,663	844	41,602	151,903	21,706
2043	5,650	3,390	203,413	13,516	826	40,682	148,389	19,194
2044	5,546	3,327	199,648	13,441	810	39,929	145,468	17,033
2045	5,424	3,255	195,276	13,313	793	39,055	142,115	15,063
2046	5,323	3,194	191,638	13,250	778	38,327	139,283	13,363
2047	5,188	3,113	186,761	13,089	758	37,352	135,562	11,773
Subtotal	**168,898**	**101,341**	**6,080,375**	**361,732**	**232,283**	**1,216,071**	**4,270,289**	**1,691,327**
Remaining	102,457	89,626	5,377,598	759,289	21,834	1,075,523	3,520,952	95,078
Total	**271,355**	**190,967**	**11,457,973**	**1,121,021**	**254,117**	**2,291,594**	**7,791,241**	**1,786,405**

Note: Reserves were estimated using the Base Case, and quantities in the sensitivity cases should not be confused with reserves.

Present Worth at (10^3U.S.$)	
5 Percent	3,057,589
8 Percent	2,148,648
9 Percent	1,951,209
12 Percent	1,535,264
15 Percent	1,256,069

[illegible]

TABLE A-54
PROJECTION of 2P RESERVES and REVENUE
as of
DECEMBER 31, 2022
attributable to
ABU DHABI NATIONAL OIL COMPANY
in the
UNITED ARAB EMIRATES
QUSAHWIRA FIELD

Low Price Case

			ADNOC					
	Oil Quantities (10^3bbl)		Future Gross Revenue	Operating Expenses	Capital and Abandonment Costs	Royalties	Future Net Revenue	Net Present Value at 10 Percent
Year	Gross	Net	(10^3U.S.$)	(10^3U.S.$)	(10^3U.S.$)	(10^3U.S.$)	(10^3U.S.$)	(10^3U.S.$)
2023	9,490	5,694	341,640	16,471	21,918	68,328	234,923	222,677
2024	9,516	5,710	342,576	16,676	6,351	68,515	251,034	215,393
2025	9,490	5,694	341,640	16,674	6,348	68,328	250,290	194,400
2026	9,490	5,694	341,640	17,153	58,248	68,328	197,911	139,147
2027	9,490	5,694	341,640	17,699	120,528	68,328	135,085	85,972
2028	9,104	5,462	327,737	17,155	1,111	65,548	243,923	140,527
2029	8,907	5,344	320,635	16,943	1,087	64,127	238,478	124,366
2030	8,785	5,271	316,244	17,183	1,072	63,249	234,740	110,814
2031	8,647	5,188	311,282	17,333	1,055	62,257	230,637	98,557
2032	8,459	5,075	304,508	17,256	1,032	60,902	225,318	87,157
2033	8,251	4,951	297,051	17,034	1,007	59,410	219,600	76,893
2034	8,094	4,856	291,374	16,887	988	58,275	215,224	68,218
2035	7,823	4,694	281,635	16,576	955	56,327	207,777	59,615
2036	7,667	4,600	276,022	16,380	936	55,204	203,502	52,854
2037	7,561	4,537	272,206	16,222	923	54,441	200,620	47,166
2038	7,446	4,468	268,066	16,059	909	53,613	197,485	42,028
2039	7,323	4,394	263,616	15,923	894	52,723	194,076	37,388
2040	7,212	4,327	259,637	15,822	880	51,928	191,007	33,309
2041	7,065	4,239	254,339	15,666	862	50,868	186,943	29,510
2042	6,941	4,164	249,861	15,548	847	49,972	183,494	26,220
2043	6,804	4,082	244,929	15,429	830	48,986	179,684	23,242
2044	6,680	4,008	240,468	15,341	815	48,094	176,218	20,633
2045	6,569	3,942	236,497	15,237	802	47,299	173,159	18,353
2046	6,420	3,852	231,124	15,110	784	46,225	169,005	16,215
2047	6,278	3,767	226,015	14,939	766	45,203	165,107	14,339
Subtotal	**199,512**	**119,707**	**7,182,382**	**408,716**	**231,948**	**1,436,478**	**5,105,240**	**1,984,993**
Remaining	137,710	121,674	7,300,281	921,974	24,753	1,460,057	4,893,497	125,362
Total	**337,222**	**241,381**	**14,482,663**	**1,330,690**	**256,701**	**2,896,535**	**9,998,737**	**2,110,355**

Notes:
1. Reserves were estimated using the Base Case, and quantities in the sensitivity cases should not be confused with reserves.
2. Probable quantities and values for probable quantities have not been risk adjusted to make them comparable to proved quantities and values for proved quantities.

Present Worth at (10^3U.S.$)	
5 Percent	3,707,964
8 Percent	2,559,981
9 Percent	2,314,330
12 Percent	1,803,411
15 Percent	1,460,290

[illegible]

TABLE A-55
PROJECTION of 3P RESERVES and REVENUE
as of
DECEMBER 31, 2022
attributable to
ABU DHABI NATIONAL OIL COMPANY
in the
UNITED ARAB EMIRATES
QUSAHWIRA FIELD

Low Price Case

	Oil Quantities (10^3bbl)		ADNOC					
Year	Gross	Net	Future Gross Revenue (10^3U.S.$)	Operating Expenses (10^3U.S.$)	Capital and Abandonment Costs (10^3U.S.$)	Royalties (10^3U.S.$)	Future Net Revenue (10^3U.S.$)	Net Present Value at 10 Percent (10^3U.S.$)
2023	9,490	5,694	341,640	16,471	21,766	68,328	235,075	222,821
2024	9,516	5,710	342,576	16,676	6,199	68,515	251,186	215,524
2025	9,490	5,694	341,640	16,674	6,196	68,328	250,442	194,518
2026	9,490	5,694	341,640	17,153	58,096	68,328	198,063	139,254
2027	9,490	5,694	341,640	17,699	120,376	68,328	135,237	86,069
2028	9,516	5,710	342,576	17,775	1,009	68,515	255,277	147,067
2029	9,490	5,694	341,640	17,797	1,006	68,328	254,509	132,726
2030	9,490	5,694	341,640	18,226	1,006	68,328	254,080	119,943
2031	9,490	5,694	341,640	18,575	1,006	68,328	253,731	108,425
2032	9,516	5,710	342,576	18,796	1,009	68,515	254,256	98,351
2033	9,490	5,694	341,640	18,822	1,006	68,328	253,484	88,758
2034	9,490	5,694	341,640	18,891	1,006	68,328	253,415	80,323
2035	9,079	5,447	326,842	18,391	963	65,368	242,120	69,469
2036	8,931	5,359	321,513	18,204	947	64,303	238,059	61,829
2037	8,785	5,271	316,244	17,989	931	63,249	234,075	55,032
2038	8,647	5,188	311,282	17,792	917	62,257	230,316	49,016
2039	8,435	5,061	303,676	17,488	894	60,735	224,559	43,260
2040	8,274	4,964	297,865	17,302	877	59,573	220,113	38,384
2041	8,094	4,856	291,374	17,113	858	58,275	215,128	33,959
2042	7,823	4,694	281,635	16,810	829	56,327	207,669	29,674
2043	7,646	4,588	275,267	16,628	811	55,054	202,774	26,229
2044	7,582	4,549	272,951	16,607	804	54,590	200,950	23,529
2045	7,446	4,468	268,066	16,466	790	53,613	197,197	20,901
2046	7,323	4,394	263,616	16,407	776	52,723	193,710	18,585
2047	7,192	4,315	258,928	16,301	763	51,785	190,079	16,508
Subtotal	**219,215**	**131,530**	**7,891,747**	**437,053**	**230,841**	**1,578,349**	**5,645,504**	**2,120,154**
Remaining	184,476	165,766	9,946,131	1,141,614	29,295	1,989,228	6,785,994	156,963
Total	**403,691**	**297,296**	**17,837,878**	**1,578,667**	**260,136**	**3,567,577**	**12,431,498**	**2,277,117**

Notes:
1. Reserves were estimated using the Base Case, and quantities in the sensitivity cases should not be confused with reserves.
2. Probable and possible quantities and values for probable and possible quantities have not been risk adjusted to make them comparable to proved quantities and values for proved quantities.

Present Worth at (10^3U.S.$)	
5 Percent	4,179,408
8 Percent	2,800,269
9 Percent	2,513,157
12 Percent	1,931,262
15 Percent	1,540,229

[illegible]

TABLE A-56
PROJECTION of 1P RESERVES and REVENUE
as of
DECEMBER 31, 2022
attributable to
ABU DHABI NATIONAL OIL COMPANY
in the
UNITED ARAB EMIRATES
SAHIL FIELD

Low Price Case

			ADNOC					
	Oil Quantities (10^3bbl)		Future Gross Revenue	Operating Expenses	Capital and Abandonment Costs	Royalties	Future Net Revenue	Net Present Value at 10 Percent
Year	Gross	Net	(10^3U.S.$)	(10^3U.S.$)	(10^3U.S.$)	(10^3U.S.$)	(10^3U.S.$)	(10^3U.S.$)
2023	37,960	22,776	1,366,560	64,965	20,356	273,312	1,007,927	955,390
2024	38,064	22,838	1,370,304	65,599	82,649	274,061	947,995	813,407
2025	37,960	22,776	1,366,560	66,962	77,446	273,312	948,840	736,962
2026	37,960	22,776	1,366,556	66,756	35,926	273,311	990,563	696,442
2027	37,960	22,776	1,366,564	67,177	35,926	273,313	990,148	630,164
2028	38,064	22,838	1,370,304	68,227	61,889	274,061	966,127	556,594
2029	37,215	22,329	1,339,754	67,843	56,592	267,951	947,368	494,052
2030	36,332	21,799	1,307,961	67,789	56,481	261,592	922,099	435,294
2031	34,676	20,805	1,248,323	66,765	77,032	249,665	854,861	365,301
2032	33,863	20,318	1,219,065	66,497	56,169	243,813	852,586	329,795
2033	33,416	20,050	1,202,982	66,790	56,113	240,596	839,483	293,947
2034	33,149	19,889	1,193,354	66,031	56,079	238,671	832,573	263,894
2035	32,686	19,612	1,176,712	64,777	56,021	235,342	820,572	235,437
2036	31,532	18,919	1,135,143	63,637	55,875	227,029	788,602	204,817
2037	30,240	18,144	1,088,641	61,925	55,713	217,728	753,275	177,097
2038	29,318	17,591	1,055,460	61,022	3,696	211,092	779,650	165,924
2039	28,127	16,876	1,012,587	59,326	3,546	202,517	747,198	143,945
2040	26,956	16,173	970,399	57,658	3,398	194,080	715,263	124,731
2041	25,692	15,415	924,907	55,840	3,239	184,981	680,847	107,476
2042	24,738	14,843	890,575	54,448	3,119	178,115	654,893	93,580
2043	23,775	14,265	855,909	53,167	2,997	171,182	628,563	81,304
2044	23,121	13,873	832,373	49,411	2,915	166,475	613,572	71,842
2045	21,804	13,082	784,940	47,858	7,939	156,988	572,155	60,642
2046	20,748	12,449	746,935	46,420	2,616	149,387	548,512	52,626
2047	20,201	12,121	727,233	45,631	2,547	145,447	533,608	46,343
Subtotal	**775,557**	**465,333**	**27,920,101**	**1,522,521**	**876,279**	**5,584,021**	**19,937,280**	**8,137,006**
Remaining	430,493	383,163	22,989,854	3,406,668	80,522	4,597,976	14,904,688	364,255
Total	**1,206,050**	**848,496**	**50,909,955**	**4,929,189**	**956,801**	**10,181,997**	**34,841,968**	**8,501,261**

Note: Reserves were estimated using the Base Case, and quantities in the sensitivity cases should not be confused with reserves.

Present Worth at (10^3U.S.$)	
5 Percent	14,105,905
8 Percent	10,128,970
9 Percent	9,246,073
12 Percent	7,352,393
15 Percent	6,040,989

[illegible]

TABLE A-57
PROJECTION of 2P RESERVES and REVENUE
as of
DECEMBER 31, 2022
attributable to
ABU DHABI NATIONAL OIL COMPANY
in the
UNITED ARAB EMIRATES
SAHIL FIELD

Low Price Case

ADNOC

Year	Oil Quantities (10^3bbl) Gross	Oil Quantities (10^3bbl) Net	Future Gross Revenue (10^3U.S.$)	Operating Expenses (10^3U.S.$)	Capital and Abandonment Costs (10^3U.S.$)	Royalties (10^3U.S.$)	Future Net Revenue (10^3U.S.$)	Net Present Value at 10 Percent (10^3U.S.$)
2023	37,960	22,776	1,366,560	65,159	19,423	273,312	1,008,666	956,090
2024	38,064	22,838	1,370,304	65,827	81,714	274,061	948,702	814,015
2025	37,960	22,776	1,366,560	67,219	76,513	273,312	949,516	737,488
2026	37,960	22,776	1,366,556	67,033	34,993	273,311	991,219	696,903
2027	37,960	22,776	1,366,564	67,796	34,993	273,313	990,462	630,364
2028	38,064	22,838	1,370,304	67,959	60,954	274,061	967,330	557,287
2029	37,960	22,776	1,366,556	68,774	55,753	273,311	968,718	505,186
2030	37,960	22,776	1,366,564	69,038	55,753	273,313	968,460	457,179
2031	37,960	22,776	1,366,550	70,891	76,513	273,310	945,836	404,176
2032	38,064	22,838	1,370,298	71,766	55,764	274,060	968,708	374,713
2033	37,960	22,776	1,366,558	72,776	55,753	273,311	964,718	337,798
2034	37,960	22,776	1,366,550	73,409	55,753	273,310	964,078	305,576
2035	37,637	22,582	1,354,924	73,658	55,720	270,985	954,561	273,881
2036	37,085	22,251	1,335,067	73,432	55,664	267,013	938,958	243,868
2037	35,806	21,483	1,289,009	71,977	55,534	257,802	903,696	212,462
2038	35,518	21,311	1,278,662	71,780	3,605	255,733	947,544	201,655
2039	35,309	21,185	1,271,108	71,123	3,584	254,222	942,179	181,507
2040	35,281	21,169	1,270,116	70,012	3,581	254,023	942,500	164,358
2041	34,732	20,839	1,250,334	69,016	3,525	250,067	927,726	146,447
2042	33,846	20,307	1,218,449	67,621	3,435	243,690	903,703	129,133
2043	33,497	20,098	1,205,886	67,177	3,400	241,177	894,132	115,655
2044	33,224	19,934	1,196,063	66,835	3,372	239,213	886,643	103,815
2045	32,160	19,296	1,157,759	65,785	8,454	231,552	851,968	90,300
2046	30,963	18,578	1,114,672	64,138	3,143	222,934	824,457	79,101
2047	30,037	18,022	1,081,323	62,926	3,049	216,265	799,083	69,399
Subtotal	**900,927**	**540,553**	**32,433,296**	**1,723,127**	**869,945**	**6,486,661**	**23,353,563**	**8,788,356**
Remaining	662,218	590,333	35,420,071	4,237,031	99,871	7,084,017	23,999,152	562,333
Total	**1,563,145**	**1,130,886**	**67,853,367**	**5,960,158**	**969,816**	**13,570,678**	**47,352,715**	**9,350,689**

Notes:

1. Reserves were estimated using the Base Case, and quantities in the sensitivity cases should not be confused with reserves.
2. Probable quantities and values for probable quantities have not been risk adjusted to make them comparable to proved quantities and values for proved quantities.

Present Worth at (10^3U.S.$)	
5 Percent	16,698,701
8 Percent	11,407,856
9 Percent	10,282,915
12 Percent	7,965,986
15 Percent	6,394,987

[illegible]

TABLE A-58
PROJECTION of 3P RESERVES and REVENUE
as of
DECEMBER 31, 2022
attributable to
ABU DHABI NATIONAL OIL COMPANY
in the
UNITED ARAB EMIRATES
SAHIL FIELD

Low Price Case

			ADNOC					
	Oil Quantities (10^3bbl)		Future Gross Revenue	Operating Expenses	Capital and Abandonment Costs	Royalties	Future Net Revenue	Net Present Value at 10 Percent
Year	Gross	Net	(10^3U.S.$)	(10^3U.S.$)	(10^3U.S.$)	(10^3U.S.$)	(10^3U.S.$)	(10^3U.S.$)
2023	37,960	22,776	1,366,560	65,238	18,930	273,312	1,009,080	956,482
2024	38,064	22,838	1,370,304	66,022	81,219	274,061	949,002	814,271
2025	37,960	22,776	1,366,560	67,441	76,020	273,312	949,787	737,698
2026	37,960	22,776	1,366,556	67,280	34,500	273,311	991,465	697,076
2027	37,960	22,776	1,366,564	68,199	34,500	273,313	990,552	630,421
2028	38,064	22,838	1,370,304	68,401	60,459	274,061	967,383	557,317
2029	37,960	22,776	1,366,556	69,225	55,260	273,311	968,760	505,208
2030	37,960	22,776	1,366,564	69,831	55,260	273,313	968,160	457,038
2031	37,960	22,776	1,366,550	70,825	76,020	273,310	946,395	404,415
2032	38,064	22,838	1,370,298	71,577	55,269	274,060	969,392	374,978
2033	37,960	22,776	1,366,558	72,683	55,260	273,311	965,304	338,003
2034	37,960	22,776	1,366,550	73,301	55,260	273,310	964,679	305,766
2035	37,960	22,776	1,366,558	73,898	55,260	273,311	964,089	276,614
2036	38,064	22,838	1,370,298	74,759	55,269	274,060	966,210	250,946
2037	37,960	22,776	1,366,550	75,137	55,260	273,310	962,843	226,367
2038	37,637	22,582	1,354,924	75,585	3,332	270,985	1,005,022	213,887
2039	36,984	22,190	1,331,415	74,964	3,274	266,283	986,894	190,121
2040	35,904	21,542	1,292,545	73,579	3,178	258,509	957,279	166,935
2041	35,518	21,311	1,278,662	73,005	3,144	255,733	946,780	149,455
2042	35,309	21,185	1,271,108	72,357	3,126	254,222	941,403	134,520
2043	35,185	21,111	1,266,649	71,243	3,115	253,330	938,961	121,453
2044	35,102	21,061	1,263,680	70,622	3,107	252,736	937,215	109,737
2045	35,243	21,146	1,268,759	71,072	8,310	253,752	935,625	99,166
2046	35,217	21,130	1,267,826	70,942	3,117	253,565	940,202	90,206
2047	35,189	21,113	1,266,786	70,945	3,115	253,357	939,369	81,583
Subtotal	**927,104**	**556,259**	**33,375,684**	**1,778,131**	**860,564**	**6,675,138**	**24,061,851**	**8,889,663**
Remaining	934,417	839,147	50,348,659	5,181,370	123,803	10,069,735	34,973,751	775,097
Total	**1,861,521**	**1,395,406**	**83,724,343**	**6,959,501**	**984,367**	**16,744,873**	**59,035,602**	**9,664,760**

Notes:
1. Reserves were estimated using the Base Case, and quantities in the sensitivity cases should not be confused with reserves.
2. Probable and possible quantities and values for probable and possible quantities have not been risk adjusted to make them comparable to proved quantities and values for proved quantities.

Present Worth at (10^3U.S.$)	
5 Percent	18,251,208
8 Percent	11,982,043
9 Percent	10,705,298
12 Percent	8,179,757
15 Percent	6,477,331

[illegible]

TABLE A-59
PROJECTION of 1P RESERVES and REVENUE
as of
DECEMBER 31, 2022
attributable to
ABU DHABI NATIONAL OIL COMPANY
in the
UNITED ARAB EMIRATES
SHAH FIELD

Low Price Case

			ADNOC					
	Oil Quantities (10^3bbl)		Future Gross Revenue	Operating Expenses	Capital and Abandonment Costs	Royalties	Future Net Revenue	Net Present Value at 10 Percent
Year	Gross	Net	(10^3U.S.$)	(10^3U.S.$)	(10^3U.S.$)	(10^3U.S.$)	(10^3U.S.$)	(10^3U.S.$)
2023	25,642	15,385	923,112	49,175	40,393	184,622	648,922	615,097
2024	25,408	15,245	914,699	49,925	76,686	182,940	605,148	519,234
2025	23,454	14,072	844,348	50,098	34,856	168,869	590,525	458,659
2026	21,198	12,719	763,136	49,931	13,739	152,627	546,839	384,470
2027	19,435	11,661	699,674	49,433	18,650	139,935	491,656	312,907
2028	17,941	10,764	645,866	49,035	85,883	129,173	381,775	219,943
2029	16,559	9,936	596,135	47,363	2,624	119,227	426,921	222,639
2030	15,357	9,214	552,863	46,945	85,473	110,573	309,872	146,280
2031	14,600	8,760	525,600	46,300	23,073	105,120	351,107	150,036
2032	14,277	8,566	513,972	46,404	95,682	102,794	269,092	104,089
2033	13,688	8,213	492,750	45,596	12,549	98,550	336,055	117,670
2034	13,323	7,994	479,610	45,610	38,441	95,922	299,637	94,974
2035	12,958	7,775	466,470	44,957	2,053	93,294	326,166	93,583
2036	12,470	7,482	448,933	44,173	1,976	89,786	312,998	81,292
2037	12,109	7,265	435,925	44,071	1,919	87,185	302,750	71,177
2038	11,808	7,085	425,091	43,461	1,871	85,018	294,741	62,726
2039	11,652	6,991	419,467	43,163	1,846	83,893	290,565	55,976
2040	11,509	6,906	414,341	42,913	1,824	82,868	286,736	50,002
2041	11,324	6,794	407,665	42,737	1,794	81,533	281,601	44,452
2042	11,118	6,671	400,255	42,369	1,762	80,051	276,073	39,449
2043	10,959	6,575	394,525	42,242	1,737	78,905	271,641	35,136
2044	10,791	6,475	388,487	41,655	1,710	77,698	267,424	31,312
2045	10,120	6,072	364,336	39,881	1,604	72,867	249,984	26,496
2046	9,902	5,941	356,489	39,158	1,569	71,298	244,464	23,455
2047	9,414	5,649	338,914	38,455	1,492	67,783	231,184	20,078
Subtotal	**367,016**	**220,210**	**13,212,663**	**1,125,050**	**551,206**	**2,642,531**	**8,893,876**	**3,981,132**
Remaining	291,242	268,762	16,125,738	2,671,442	70,978	3,225,147	10,158,171	168,065
Total	**658,258**	**488,972**	**29,338,401**	**3,796,492**	**622,184**	**5,867,678**	**19,052,047**	**4,149,197**

Note: Reserves were estimated using the Base Case, and quantities in the sensitivity cases should not be confused with reserves.

Present Worth at (10^3U.S.$)	
5 Percent	6,638,275
8 Percent	4,855,198
9 Percent	4,471,198
12 Percent	3,673,494
15 Percent	3,087,249

[illegible]

TABLE A-60
PROJECTION of 2P RESERVES and REVENUE
as of
DECEMBER 31, 2022
attributable to
ABU DHABI NATIONAL OIL COMPANY
in the
UNITED ARAB EMIRATES
SHAH FIELD

Low Price Case

			ADNOC					
	Oil Quantities (10^3bbl)		Future Gross Revenue	Operating Expenses	Capital and Abandonment Costs	Royalties	Future Net Revenue	Net Present Value at 10 Percent
Year	Gross	Net	(10^3U.S.$)	(10^3U.S.$)	(10^3U.S.$)	(10^3U.S.$)	(10^3U.S.$)	(10^3U.S.$)
2023	25,550	15,330	919,782	43,948	39,413	183,956	652,465	618,456
2024	25,690	15,414	924,825	44,806	75,760	184,965	619,294	531,372
2025	25,550	15,330	919,786	44,953	34,223	183,957	656,653	510,021
2026	25,549	15,329	919,764	45,634	13,463	183,953	676,714	475,782
2027	25,545	15,327	919,610	46,631	18,653	183,922	670,404	426,668
2028	25,712	15,427	925,641	53,443	86,143	185,128	600,927	346,199
2029	25,011	15,007	900,413	53,297	3,018	180,083	664,015	346,284
2030	23,151	13,891	833,437	53,997	85,834	166,687	526,919	248,742
2031	20,924	12,555	753,275	53,395	23,285	150,655	525,940	224,746
2032	19,237	11,542	692,525	52,623	95,741	138,505	405,656	156,915
2033	17,660	10,596	635,778	50,776	12,511	127,156	445,335	155,935
2034	16,345	9,807	588,431	49,093	38,302	117,686	383,350	121,507
2035	15,159	9,095	545,719	47,396	1,829	109,144	387,350	111,137
2036	14,451	8,670	520,229	46,548	1,744	104,046	367,891	95,549
2037	14,054	8,432	505,945	45,652	1,696	101,189	357,408	84,028
2038	13,511	8,106	486,383	44,697	1,630	97,277	342,779	72,950
2039	13,150	7,890	473,413	44,506	1,587	94,682	332,638	64,081
2040	12,825	7,695	461,704	44,118	1,548	92,341	323,697	56,448
2041	12,276	7,365	441,921	43,399	1,481	88,384	308,657	48,723
2042	12,178	7,307	438,402	43,303	1,470	87,680	305,949	43,718
2043	12,143	7,286	437,146	43,295	1,465	87,429	304,957	39,446
2044	12,229	7,337	440,228	43,589	1,476	88,046	307,117	35,960
2045	12,179	7,307	438,439	43,618	1,470	87,688	305,663	32,397
2046	12,101	7,261	435,631	43,610	1,460	87,126	303,435	29,112
2047	12,104	7,262	435,730	43,713	1,461	87,146	303,410	26,351
Subtotal	**444,284**	**266,568**	**15,994,157**	**1,170,040**	**546,663**	**3,198,831**	**11,078,623**	**4,902,527**
Remaining	469,311	436,181	26,170,967	3,619,639	87,731	5,234,196	17,229,401	281,182
Total	**913,595**	**702,749**	**42,165,124**	**4,789,679**	**634,394**	**8,433,027**	**28,308,024**	**5,183,709**

Notes:
1. Reserves were estimated using the Base Case, and quantities in the sensitivity cases should not be confused with reserves.
2. Probable quantities and values for probable quantities have not been risk adjusted to make them comparable to proved quantities and values for proved quantities.

Present Worth at (10^3U.S.$)	
5 Percent	8,740,108
8 Percent	6,160,532
9 Percent	5,626,030
12 Percent	4,551,361
15 Percent	3,757,303

[illegible]

TABLE A-61
PROJECTION of 3P RESERVES and REVENUE
as of
DECEMBER 31, 2022
attributable to
ABU DHABI NATIONAL OIL COMPANY
in the
UNITED ARAB EMIRATES
SHAH FIELD

Low Price Case

			ADNOC					
	Oil Quantities (10^3bbl)		Future Gross Revenue	Operating Expenses	Capital and Abandonment Costs	Royalties	Future Net Revenue	Net Present Value at 10 Percent
Year	Gross	Net	(10^3U.S.$)	(10^3U.S.$)	(10^3U.S.$)	(10^3U.S.$)	(10^3U.S.$)	(10^3U.S.$)
2023	25,550	15,330	919,782	43,948	38,947	183,956	652,931	618,898
2024	25,690	15,414	924,825	44,806	75,291	184,965	619,763	531,775
2025	25,550	15,330	919,786	44,953	33,757	183,957	657,119	510,383
2026	25,549	15,329	919,764	45,634	12,997	183,953	677,180	476,110
2027	25,545	15,327	919,610	46,631	18,186	183,922	670,871	426,965
2028	25,619	15,372	922,302	53,317	85,664	184,460	598,861	345,008
2029	25,619	15,372	922,298	54,121	2,624	184,460	681,093	355,190
2030	25,550	15,330	919,786	57,250	85,657	183,957	592,922	279,900
2031	25,549	15,329	919,764	59,666	23,377	183,953	652,768	278,942
2032	25,615	15,369	922,129	61,271	96,043	184,426	580,389	224,505
2033	25,550	15,330	919,786	61,474	12,997	183,957	661,358	231,576
2034	25,549	15,329	919,764	61,573	38,947	183,953	635,291	201,363
2035	25,545	15,327	919,610	61,480	2,616	183,922	671,592	192,692
2036	25,712	15,427	925,641	61,819	2,633	185,128	676,061	175,588
2037	25,339	15,203	912,200	60,888	2,595	182,440	666,277	156,644
2038	23,454	14,072	844,348	58,417	2,402	168,869	614,660	130,811
2039	21,198	12,719	763,136	55,252	2,171	152,627	553,086	106,550
2040	19,489	11,693	701,591	53,061	1,996	140,318	506,216	88,277
2041	17,892	10,735	644,101	51,162	1,832	128,820	462,287	72,975
2042	16,559	9,936	596,135	49,362	1,696	119,227	425,850	60,851
2043	15,357	9,214	552,863	47,668	1,573	110,573	393,049	50,840
2044	14,640	8,784	527,040	46,998	1,499	105,408	373,135	43,690
2045	14,238	8,543	512,568	46,511	1,458	102,514	362,085	38,377
2046	13,688	8,213	492,750	45,795	1,402	98,550	347,003	33,293
2047	13,323	7,994	479,610	45,341	1,364	95,922	336,983	29,266
Subtotal	**553,369**	**332,021**	**19,921,189**	**1,318,398**	**549,724**	**3,984,237**	**14,068,830**	**5,660,469**
Remaining	566,349	531,528	31,891,748	4,159,840	90,725	6,378,346	21,262,837	316,378
Total	**1,119,718**	**863,549**	**51,812,937**	**5,478,238**	**640,449**	**10,362,583**	**35,331,667**	**5,976,847**

Notes:
1. Reserves were estimated using the Base Case, and quantities in the sensitivity cases should not be confused with reserves.
2. Probable and possible quantities and values for probable and possible quantities have not been risk adjusted to make them comparable to proved quantities and values for proved quantities.

Present Worth at (10^3U.S.$)	
5 Percent	10,513,925
8 Percent	7,225,704
9 Percent	6,542,358
12 Percent	5,172,682
15 Percent	4,165,340

[illegible]

TABLE A-62
SUMMARY PROJECTION of 1P RESERVES and REVENUE
as of
DECEMBER 31, 2022
attributable to
ABU DHABI NATIONAL OIL COMPANY
in the
UNITED ARAB EMIRATES

High Price Case

ADNOC

Year	Oil Quantities (10^3bbl) Gross	Oil Quantities (10^3bbl) Net	Future Gross Revenue (10^3U.S.$)	Operating Expenses (10^3U.S.$)	Capital and Abandonment Costs (10^3U.S.$)	Royalties (10^3U.S.$)	Future Net Revenue (10^3U.S.$)	Net Present Value at 10 Percent (10^3U.S.$)
2023	446,347	267,808	24,424,445	717,243	678,742	4,820,556	18,207,904	17,258,829
2024	451,876	271,127	24,728,523	731,951	401,988	4,880,278	18,714,306	16,057,413
2025	435,424	261,254	23,836,213	718,507	421,002	4,702,576	17,994,128	13,976,011
2026	428,649	257,189	23,466,888	717,084	368,478	4,629,401	17,751,925	12,480,971
2027	421,051	252,631	23,059,883	712,990	368,083	4,547,351	17,431,459	11,093,973
2028	443,424	266,053	24,305,134	750,176	395,994	4,788,969	18,369,995	10,583,102
2029	418,911	251,348	22,960,035	728,292	352,659	4,524,243	17,354,841	9,050,554
2030	400,895	240,536	21,974,550	708,214	330,698	4,329,664	16,605,974	7,839,155
2031	366,986	220,192	20,108,745	663,374	203,600	3,963,455	15,278,316	6,528,764
2032	350,662	210,396	19,213,270	644,386	269,922	3,787,131	14,511,831	5,613,429
2033	329,498	197,700	18,056,819	617,361	123,162	3,558,572	13,757,724	4,817,294
2034	313,499	188,101	17,180,622	597,081	142,831	3,385,788	13,054,922	4,137,913
2035	298,641	179,186	16,364,058	576,571	74,279	3,225,335	12,487,873	3,582,994
2036	283,408	170,044	15,529,554	556,139	73,135	3,060,813	11,839,467	3,074,965
2037	269,064	161,439	14,744,190	536,966	72,068	2,905,901	11,229,255	2,640,034
2038	256,037	153,622	14,034,010	518,332	19,117	2,765,187	10,731,374	2,283,833
2039	239,953	143,971	13,153,875	496,753	18,120	2,591,498	10,047,504	1,935,610
2040	224,752	134,851	12,318,785	473,091	17,123	2,427,311	9,401,260	1,639,442
2041	210,811	126,486	11,555,396	448,298	16,224	2,276,766	8,814,108	1,391,357
2042	198,261	118,957	10,866,643	428,295	15,389	2,141,215	8,281,744	1,183,403
2043	187,266	112,359	10,266,266	412,199	14,698	2,022,483	7,816,886	1,011,103
2044	176,227	105,737	9,662,804	391,929	14,016	1,903,250	7,353,609	861,019
2045	165,535	99,321	9,076,816	376,280	18,419	1,787,786	6,894,331	730,726
2046	156,083	93,649	8,559,668	361,201	12,573	1,685,701	6,500,193	623,649
2047	148,326	88,996	8,135,776	348,490	12,061	1,601,922	6,173,303	536,144
Subtotal	**7,621,586**	**4,572,953**	**417,582,968**	**14,231,203**	**4,434,381**	**82,313,152**	**316,604,232**	**140,931,687**
Remaining	3,099,209	2,769,984	254,748,380	19,391,127	413,067	49,859,683	185,084,503	3,887,770
Total	**10,720,795**	**7,342,937**	**672,331,348**	**33,622,330**	**4,847,448**	**132,172,835**	**501,688,735**	**144,819,457**

Note: Reserves were estimated using the Base Case, and quantities in the sensitivity cases should not be confused with reserves.

Present Worth at (10^3U.S.$)	
5 Percent	223,506,012
8 Percent	168,558,539
9 Percent	155,800,304
12 Percent	127,449,316
15 Percent	106,806,896

[illegible]

TABLE A-63
SUMMARY PROJECTION of 2P RESERVES and REVENUE
as of
DECEMBER 31, 2022
attributable to
ABU DHABI NATIONAL OIL COMPANY
in the
UNITED ARAB EMIRATES

High Price Case

	Oil Quantities (10^3bbl)		ADNOC					
Year	Gross	Net	Future Gross Revenue (10^3U.S.$)	Operating Expenses (10^3U.S.$)	Capital and Abandonment Costs (10^3U.S.$)	Royalties (10^3U.S.$)	Future Net Revenue (10^3U.S.$)	Net Present Value at 10 Percent (10^3U.S.$)
2023	447,272	268,362	24,152,665	714,110	672,164	4,830,533	17,935,858	17,000,966
2024	457,185	274,311	24,688,009	734,251	395,727	4,937,601	18,620,430	15,976,866
2025	458,934	275,360	24,782,353	743,123	415,596	4,956,471	18,667,163	14,498,757
2026	462,764	277,657	24,989,246	753,781	363,846	4,997,849	18,873,770	13,269,713
2027	465,867	279,519	25,156,784	763,538	363,929	5,031,357	18,997,960	12,090,950
2028	496,539	297,923	26,813,171	816,533	391,848	5,362,633	20,242,157	11,661,670
2029	492,695	295,617	26,605,523	816,881	350,094	5,321,104	20,117,444	10,491,249
2030	489,598	293,760	26,438,271	819,353	329,030	5,287,654	20,002,234	9,442,423
2031	484,929	290,959	26,186,117	818,933	204,091	5,237,224	19,925,869	8,514,766
2032	475,609	285,364	25,682,835	811,149	271,235	5,136,566	19,463,885	7,528,967
2033	462,200	277,319	24,958,786	796,171	125,454	4,991,756	19,045,405	6,668,785
2034	449,295	269,577	24,261,971	779,551	145,643	4,852,395	18,484,382	5,858,844
2035	429,616	257,769	23,199,210	754,911	77,109	4,639,841	17,727,349	5,086,292
2036	412,102	247,260	22,253,493	732,233	76,228	4,450,700	16,994,332	4,413,795
2037	393,132	235,880	21,229,151	705,491	75,201	4,245,830	16,202,629	3,809,290
2038	374,650	224,790	20,231,099	680,729	22,276	4,046,220	15,481,874	3,294,826
2039	352,503	211,503	19,035,164	650,747	21,109	3,807,033	14,556,275	2,804,205
2040	335,132	201,080	18,097,150	625,729	20,179	3,619,431	13,831,811	2,412,066
2041	317,696	190,618	17,155,498	601,292	19,169	3,431,100	13,103,937	2,068,532
2042	302,423	181,453	16,330,827	577,674	18,297	3,266,166	12,468,690	1,781,690
2043	288,919	173,351	15,601,603	558,806	17,548	3,120,321	11,904,928	1,539,884
2044	276,191	165,714	14,914,328	538,316	16,777	2,982,865	11,376,370	1,332,036
2045	261,207	156,725	14,105,228	518,830	21,126	2,821,045	10,744,227	1,138,775
2046	248,193	148,916	13,402,393	499,866	15,154	2,680,480	10,206,893	979,280
2047	233,843	140,306	12,627,533	475,116	14,455	2,525,507	9,612,455	834,831
Subtotal	**9,868,494**	**5,921,093**	**532,898,408**	**17,287,114**	**4,443,285**	**106,579,682**	**404,588,327**	**164,499,458**
Remaining	4,706,424	4,185,200	376,668,772	24,318,361	495,110	75,333,756	276,521,545	6,007,018
Total	**14,574,918**	**10,106,293**	**909,567,180**	**41,605,475**	**4,938,395**	**181,913,438**	**681,109,872**	**170,506,476**

Notes:
1. Reserves were estimated using the Base Case, and quantities in the sensitivity cases should not be confused with reserves.
2. Probable quantities and values for probable quantities have not been risk adjusted to make them comparable to proved quantities and values for proved quantities.

Present Worth at (10^3U.S.$)	
5 Percent	278,887,909
8 Percent	202,595,186
9 Percent	185,265,543
12 Percent	147,543,542
15 Percent	120,807,544

[illegible]

TABLE A-64
SUMMARY PROJECTION of 3P RESERVES and REVENUE
as of
DECEMBER 31, 2022
attributable to
ABU DHABI NATIONAL OIL COMPANY
in the
UNITED ARAB EMIRATES

High Price Case

ADNOC

Year	Oil Quantities (10^3bbl) Gross	Oil Quantities (10^3bbl) Net	Future Gross Revenue (10^3U.S.$)	Operating Expenses (10^3U.S.$)	Capital and Abandonment Costs (10^3U.S.$)	Royalties (10^3U.S.$)	Future Net Revenue (10^3U.S.$)	Net Present Value at 10 Percent (10^3U.S.$)
2023	447,100	268,259	24,465,128	714,980	669,703	4,828,671	18,251,774	17,300,414
2024	457,772	274,663	25,040,084	736,415	393,366	4,943,940	18,966,363	16,273,686
2025	459,807	275,884	25,152,255	745,993	413,233	4,965,903	19,027,126	14,778,340
2026	463,553	278,131	25,353,916	763,809	361,361	5,006,362	19,222,384	13,514,818
2027	466,994	280,196	25,538,182	774,907	361,426	5,043,530	19,358,319	12,320,295
2028	498,220	298,933	27,262,438	829,749	389,175	5,380,777	20,662,737	11,903,969
2029	496,356	297,814	27,161,630	834,048	347,530	5,360,633	20,619,419	10,753,027
2030	495,784	297,471	27,131,553	840,299	326,654	5,354,459	20,610,141	9,729,398
2031	495,296	297,177	27,106,075	847,392	202,053	5,349,196	20,707,434	8,848,746
2032	495,956	297,573	27,148,075	855,315	269,551	5,356,314	20,666,895	7,994,313
2033	493,195	295,917	27,002,798	856,497	124,117	5,326,510	20,695,674	7,246,631
2034	492,717	295,631	26,976,753	859,539	156,876	5,321,349	20,638,989	6,541,771
2035	491,550	294,929	26,913,854	861,421	89,398	5,308,728	20,654,307	5,926,089
2036	492,058	295,233	26,944,235	865,020	89,453	5,314,226	20,675,536	5,369,882
2037	489,542	293,724	26,806,148	862,519	77,295	5,287,035	20,579,299	4,838,259
2038	486,532	291,919	26,645,913	862,202	25,133	5,254,539	20,504,039	4,363,634
2039	482,928	289,756	26,447,718	860,394	24,794	5,215,632	20,346,898	3,919,744
2040	480,531	288,317	26,320,668	858,912	24,533	5,189,738	20,247,485	3,530,866
2041	466,214	279,728	25,541,336	840,700	23,926	5,035,113	19,641,597	3,100,540
2042	442,039	265,222	24,221,829	808,019	22,883	4,774,010	18,616,917	2,660,227
2043	409,917	245,950	22,478,878	764,898	21,327	4,427,099	17,265,554	2,233,275
2044	393,614	236,169	21,590,334	741,964	20,611	4,251,041	16,576,718	1,940,934
2045	371,708	223,025	20,385,634	712,399	24,827	4,014,452	15,633,956	1,657,034
2046	352,161	211,296	19,308,146	685,737	18,403	3,803,325	14,800,681	1,420,023
2047	337,041	202,223	18,477,685	664,682	17,693	3,640,027	14,155,283	1,229,370
Subtotal	**11,458,585**	**6,875,140**	**627,421,265**	**20,047,810**	**4,495,321**	**123,752,609**	**479,125,525**	**179,395,285**
Remaining	7,197,336	6,427,238	590,782,495	39,271,919	658,660	115,690,343	435,161,573	9,205,891
Total	**18,655,921**	**13,302,378**	**1,218,203,760**	**59,319,729**	**5,153,981**	**239,442,952**	**914,287,098**	**188,601,176**

Notes:
1. Reserves were estimated using the Base Case, and quantities in the sensitivity cases should not be confused with reserves.
2. Probable and possible quantities and values for probable and possible quantities have not been risk adjusted to make them comparable to proved quantities and values for proved quantities.

Present Worth at (10^3U.S.$)	
5 Percent	329,242,688
8 Percent	228,916,650
9 Percent	206,982,732
12 Percent	160,892,624
15 Percent	129,004,439

[illegible]

TABLE A-65
PROJECTION of 1P RESERVES and REVENUE
as of
DECEMBER 31, 2022
attributable to
ABU DHABI NATIONAL OIL COMPANY
in the
UNITED ARAB EMIRATES
ASAB FIELD

High Price Case

			ADNOC					
	Oil Quantities (10^3bbl)		Future Gross Revenue	Operating Expenses	Capital and Abandonment Costs	Royalties	Future Net Revenue	Net Present Value at 10 Percent
Year	Gross	Net	(10^3U.S.$)	(10^3U.S.$)	(10^3U.S.$)	(10^3U.S.$)	(10^3U.S.$)	(10^3U.S.$)
2023	137,241	82,345	7,411,040	190,480	2,053	1,482,208	5,736,299	5,437,298
2024	134,528	80,717	7,264,530	186,800	2,013	1,452,906	5,622,811	4,824,534
2025	122,211	73,327	6,599,397	170,218	1,829	1,319,879	5,107,471	3,966,964
2026	118,924	71,354	6,421,878	165,700	1,779	1,284,376	4,970,023	3,494,309
2027	113,066	67,840	6,105,568	157,847	1,692	1,221,113	4,724,916	3,007,097
2028	106,775	64,065	5,765,845	149,317	1,598	1,153,169	4,461,761	2,570,457
2029	100,835	60,501	5,445,078	141,022	1,509	1,089,016	4,213,531	2,197,357
2030	94,689	56,813	5,113,195	132,688	1,417	1,022,639	3,956,451	1,867,715
2031	89,992	53,995	4,859,591	126,320	1,347	971,918	3,760,006	1,606,734
2032	86,278	51,767	4,658,989	121,282	1,291	931,798	3,604,618	1,394,329
2033	80,901	48,541	4,368,664	113,992	1,210	873,733	3,379,729	1,183,418
2034	76,749	46,050	4,144,462	108,362	1,148	828,892	3,206,060	1,016,199
2035	73,698	44,219	3,979,715	104,225	1,103	795,943	3,078,444	883,260
2036	70,952	42,571	3,831,428	100,501	1,062	766,286	2,963,579	769,706
2037	68,113	40,868	3,678,102	96,651	1,019	735,620	2,844,812	668,824
2038	65,755	39,453	3,550,744	93,453	984	710,149	2,746,158	584,433
2039	60,209	36,125	3,251,275	85,933	901	650,255	2,514,186	484,347
2040	55,811	33,486	3,013,777	79,879	835	602,755	2,330,308	406,372
2041	51,257	30,754	2,767,891	73,525	767	553,578	2,140,021	337,815
2042	47,613	28,568	2,571,078	68,582	712	514,216	1,987,568	284,010
2043	43,706	26,224	2,360,135	63,166	654	472,027	1,824,288	235,969
2044	39,895	23,937	2,154,328	57,908	597	430,865	1,664,958	194,946
2045	36,878	22,127	1,991,422	53,817	552	398,284	1,538,769	163,093
2046	34,216	20,530	1,847,668	50,207	512	369,533	1,427,416	136,951
2047	31,332	18,799	1,691,948	46,297	469	338,390	1,306,792	113,493
Subtotal	**1,941,624**	**1,164,976**	**104,847,748**	**2,738,172**	**29,053**	**20,969,548**	**81,110,975**	**37,829,630**
Remaining	442,794	379,042	34,113,823	1,220,948	9,451	6,822,766	26,060,658	705,434
Total	**2,384,418**	**1,544,018**	**138,961,571**	**3,959,120**	**38,504**	**27,792,314**	**107,171,633**	**38,535,064**

Note: Reserves were estimated using the Base Case, and quantities in the sensitivity cases should not be confused with reserves.

Present Worth at (10^3U.S.$)	
5 Percent	56,658,293
8 Percent	44,191,545
9 Percent	41,171,143
12 Percent	34,215,994
15 Percent	29,163,912

[illegible]

TABLE A-66
PROJECTION of 2P RESERVES and REVENUE
as of
DECEMBER 31, 2022
attributable to
ABU DHABI NATIONAL OIL COMPANY
in the
UNITED ARAB EMIRATES
ASAB FIELD

High Price Case

ADNOC

Year	Oil Quantities (10^3bbl) Gross	Oil Quantities (10^3bbl) Net	Future Gross Revenue (10^3U.S.$)	Operating Expenses (10^3U.S.$)	Capital and Abandonment Costs (10^3U.S.$)	Royalties (10^3U.S.$)	Future Net Revenue (10^3U.S.$)	Net Present Value at 10 Percent (10^3U.S.$)
2023	137,242	82,345	7,411,042	190,480	1,991	1,482,208	5,736,363	5,437,359
2024	137,655	82,593	7,433,390	191,041	1,997	1,486,678	5,753,674	4,936,818
2025	140,808	84,485	7,603,619	195,436	2,043	1,520,724	5,885,416	4,571,194
2026	144,377	86,626	7,796,339	200,215	2,095	1,559,268	6,034,761	4,242,902
2027	147,292	88,375	7,953,773	204,258	2,137	1,590,755	6,156,623	3,918,285
2028	147,538	88,523	7,967,077	204,592	2,140	1,593,415	6,166,930	3,552,818
2029	145,862	87,517	7,876,573	202,079	2,116	1,575,314	6,097,064	3,179,619
2030	145,089	87,053	7,834,810	201,031	2,105	1,566,962	6,064,712	2,862,959
2031	143,193	85,916	7,732,405	198,459	2,077	1,546,481	5,985,388	2,557,689
2032	135,298	81,179	7,306,081	187,754	1,963	1,461,216	5,655,148	2,187,509
2033	124,781	74,868	6,738,162	173,493	1,810	1,347,632	5,215,227	1,826,121
2034	117,412	70,447	6,340,269	163,501	1,703	1,268,054	4,907,011	1,555,335
2035	110,915	66,549	5,989,400	154,691	1,609	1,197,880	4,635,220	1,329,927
2036	104,104	62,463	5,621,630	145,456	1,510	1,124,326	4,350,338	1,129,877
2037	98,263	58,958	5,306,202	137,534	1,426	1,061,240	4,106,002	965,334
2038	93,669	56,201	5,058,104	131,305	1,359	1,011,621	3,913,819	832,933
2039	87,662	52,597	4,733,760	123,160	1,272	946,752	3,662,576	705,580
2040	83,201	49,921	4,492,871	117,021	1,207	898,574	3,476,069	606,176
2041	79,595	47,757	4,298,104	111,950	1,155	859,621	3,325,378	524,930
2042	76,269	45,761	4,118,503	107,440	1,107	823,700	3,186,256	455,294
2043	73,245	43,947	3,955,214	103,220	1,063	791,043	3,059,888	395,792
2044	70,677	42,406	3,816,570	99,649	1,025	763,314	2,952,582	345,712
2045	67,315	40,389	3,635,036	95,090	977	727,007	2,811,962	298,038
2046	65,059	39,035	3,513,173	92,030	944	702,635	2,717,564	260,731
2047	59,702	35,821	3,223,934	84,767	866	644,787	2,493,514	216,559
Subtotal	**2,736,223**	**1,641,732**	**147,756,041**	**3,815,652**	**39,697**	**29,551,207**	**114,349,485**	**48,895,491**
Remaining	792,398	669,787	60,280,788	1,914,425	16,197	12,056,155	46,294,011	1,315,258
Total	**3,528,621**	**2,311,519**	**208,036,829**	**5,730,077**	**55,894**	**41,607,362**	**160,643,496**	**50,210,749**

Notes:
1. Reserves were estimated using the Base Case, and quantities in the sensitivity cases should not be confused with reserves.
2. Probable quantities and values for probable quantities have not been risk adjusted to make them comparable to proved quantities and values for proved quantities.

Present Worth at (10^3U.S.$)	
5 Percent	78,117,418
8 Percent	58,758,189
9 Percent	54,172,919
12 Percent	43,819,485
15 Percent	36,468,551

[illegible]

TABLE A-67
PROJECTION of 3P RESERVES and REVENUE
as of
DECEMBER 31, 2022
attributable to
ABU DHABI NATIONAL OIL COMPANY
in the
UNITED ARAB EMIRATES
ASAB FIELD

High Price Case

			ADNOC					
	Oil Quantities (10^3bbl)		Future Gross Revenue	Operating Expenses	Capital and Abandonment Costs	Royalties	Future Net Revenue	Net Present Value at 10 Percent
Year	Gross	Net	(10^3U.S.$)	(10^3U.S.$)	(10^3U.S.$)	(10^3U.S.$)	(10^3U.S.$)	(10^3U.S.$)
2023	137,242	82,345	7,411,042	190,480	1,960	1,482,208	5,736,394	5,437,388
2024	137,655	82,593	7,433,390	191,041	1,966	1,486,678	5,753,705	4,936,845
2025	140,808	84,485	7,603,619	195,436	2,011	1,520,724	5,885,448	4,571,219
2026	144,377	86,626	7,796,339	200,215	2,062	1,559,268	6,034,794	4,242,925
2027	147,292	88,375	7,953,773	204,258	2,104	1,590,755	6,156,656	3,918,306
2028	147,685	88,611	7,974,980	204,791	2,109	1,594,996	6,173,084	3,556,363
2029	147,230	88,338	7,950,396	203,933	2,103	1,590,079	6,154,281	3,209,458
2030	147,231	88,338	7,950,451	203,935	2,103	1,590,090	6,154,323	2,905,262
2031	147,094	88,256	7,943,077	203,749	2,101	1,588,615	6,148,612	2,627,438
2032	147,242	88,345	7,951,060	203,950	2,103	1,590,212	6,154,795	2,380,781
2033	145,695	87,417	7,867,520	201,852	2,081	1,573,504	6,090,083	2,132,454
2034	145,519	87,312	7,858,046	201,614	2,078	1,571,609	6,082,745	1,927,998
2035	144,735	86,841	7,815,692	200,551	2,067	1,563,139	6,049,935	1,735,834
2036	144,561	86,736	7,806,274	200,314	2,065	1,561,255	6,042,640	1,569,404
2037	143,699	86,219	7,759,747	199,146	2,052	1,551,949	6,006,600	1,412,171
2038	143,280	85,968	7,737,115	198,578	2,046	1,547,423	5,989,068	1,274,583
2039	142,984	85,790	7,721,137	198,176	2,042	1,544,227	5,976,692	1,151,384
2040	142,995	85,797	7,721,729	198,101	2,042	1,544,346	5,977,240	1,042,343
2041	135,635	81,381	7,324,294	187,941	1,937	1,464,859	5,669,557	894,972
2042	125,899	75,539	6,798,546	174,739	1,798	1,359,709	5,262,300	751,946
2043	118,057	70,834	6,375,062	163,985	1,686	1,275,013	4,934,378	638,255
2044	111,729	67,038	6,033,388	155,315	1,596	1,206,677	4,669,800	546,777
2045	104,115	62,469	5,622,185	144,989	1,487	1,124,437	4,351,272	461,189
2046	98,820	59,292	5,336,254	137,809	1,411	1,067,251	4,129,783	396,224
2047	94,503	56,702	5,103,163	131,956	1,350	1,020,632	3,949,225	342,985
Subtotal	**3,386,082**	**2,031,647**	**182,848,279**	**4,696,854**	**48,360**	**36,569,655**	**141,533,410**	**54,064,504**
Remaining	1,244,669	1,038,660	93,479,542	2,766,289	24,723	18,695,908	71,992,622	2,186,139
Total	**4,630,751**	**3,070,307**	**276,327,821**	**7,463,143**	**73,083**	**55,265,563**	**213,526,032**	**56,250,643**

Notes:
1. Reserves were estimated using the Base Case, and quantities in the sensitivity cases should not be confused with reserves.
2. Probable and possible quantities and values for probable and possible quantities have not been risk adjusted to make them comparable to proved quantities and values for proved quantities.

Present Worth at (10^3U.S.$)	
5 Percent	94,070,756
8 Percent	67,497,212
9 Percent	61,418,157
12 Percent	48,111,954
15 Percent	39,067,556

[illegible]

TABLE A-68
PROJECTION of 1P RESERVES and REVENUE
as of
DECEMBER 31, 2022
attributable to
ABU DHABI NATIONAL OIL COMPANY
in the
UNITED ARAB EMIRATES
BIDA AL QEMZAN FIELD

High Price Case

			ADNOC					
	Oil Quantities (10^3bbl)		Future Gross Revenue	Operating Expenses	Capital and Abandonment Costs	Royalties	Future Net Revenue	Net Present Value at 10 Percent
Year	Gross	Net	(10^3U.S.$)	(10^3U.S.$)	(10^3U.S.$)	(10^3U.S.$)	(10^3U.S.$)	(10^3U.S.$)
2023	1,861	1,117	100,500	5,727	40,599	20,100	34,074	32,298
2024	1,446	868	78,104	5,330	7,242	15,621	49,911	42,825
2025	1,115	669	60,213	4,786	958	12,043	42,426	32,953
2026	884	530	47,711	4,462	759	9,542	32,948	23,165
2027	713	428	38,492	4,233	612	7,699	25,948	16,514
2028	475	285	25,664	3,518	408	5,133	16,605	9,566
2029	305	183	16,457	1,996	262	3,292	10,907	5,689
2030	272	163	14,663	1,973	233	2,933	9,524	4,496
2031	241	145	13,014	1,262	207	2,603	8,942	3,821
2032	219	131	11,804	1,229	188	2,361	8,026	3,105
2033	196	118	10,584	1,219	168	2,117	7,080	2,479
2034	176	106	9,504	1,193	151	1,901	6,259	1,984
2035	158	95	8,532	1,212	136	1,706	5,478	1,572
2036	143	86	7,743	1,229	123	1,549	4,842	1,258
2037	128	77	6,912	1,243	110	1,382	4,177	982
2038	0	0	0	0	0	0	0	0
2039	0	0	0	0	0	0	0	0
2040	0	0	0	0	0	0	0	0
2041	0	0	0	0	0	0	0	0
2042	0	0	0	0	0	0	0	0
2043	0	0	0	0	0	0	0	0
2044	0	0	0	0	0	0	0	0
2045	0	0	0	0	0	0	0	0
2046	0	0	0	0	0	0	0	0
2047	0	0	0	0	0	0	0	0
Subtotal	**8,332**	**5,001**	**449,897**	**40,612**	**52,156**	**89,982**	**267,147**	**182,707**
Remaining	0	0	0	0	0	0	0	0
Total	**8,332**	**5,001**	**449,897**	**40,612**	**52,156**	**89,982**	**267,147**	**182,707**

Note: Reserves were estimated using the Base Case, and quantities in the sensitivity cases should not be confused with reserves.

Present Worth at (10^3U.S.$)	
5 Percent	218,017
8 Percent	195,538
9 Percent	188,929
12 Percent	171,290
15 Percent	156,372

[illegible]

TABLE A-69
PROJECTION of 2P RESERVES and REVENUE
as of
DECEMBER 31, 2022
attributable to
ABU DHABI NATIONAL OIL COMPANY
in the
UNITED ARAB EMIRATES
BIDA AL QEMZAN FIELD

High Price Case

			ADNOC					
	Oil Quantities (10^3bbl)		Future Gross Revenue	Operating Expenses	Capital and Abandonment Costs	Royalties	Future Net Revenue	Net Present Value at 10 Percent
Year	Gross	Net	(10^3U.S.$)	(10^3U.S.$)	(10^3U.S.$)	(10^3U.S.$)	(10^3U.S.$)	(10^3U.S.$)
2023	2,877	1,726	155,380	7,627	39,780	31,076	76,897	72,890
2024	2,456	1,473	132,612	7,073	6,666	26,522	92,351	79,239
2025	2,280	1,368	123,099	6,832	618	24,620	91,029	70,703
2026	2,451	1,470	132,343	6,943	664	26,468	98,268	69,089
2027	2,217	1,330	119,725	6,551	601	23,945	88,628	56,406
2028	2,026	1,216	109,422	6,256	549	21,884	80,733	46,511
2029	1,895	1,137	102,314	6,004	514	20,463	75,333	39,287
2030	1,689	1,014	91,216	5,743	458	18,243	66,772	31,521
2031	1,458	875	78,716	3,645	395	15,743	58,933	25,183
2032	1,322	793	71,377	3,467	358	14,275	53,277	20,608
2033	1,196	717	64,561	3,311	324	12,912	48,014	16,812
2034	1,088	653	58,729	3,227	295	11,746	43,461	13,776
2035	955	573	51,565	3,190	259	10,313	37,803	10,847
2036	841	504	45,400	3,191	228	9,080	32,901	8,545
2037	736	442	39,755	3,142	200	7,951	28,462	6,692
2038	646	388	34,909	3,114	175	6,982	24,638	5,243
2039	568	341	30,653	3,029	154	6,131	21,339	4,111
2040	500	300	26,989	2,950	135	5,398	18,506	3,227
2041	438	263	23,635	2,872	119	4,727	15,917	2,513
2042	384	231	20,753	2,807	104	4,151	13,691	1,956
2043	337	202	18,223	2,748	91	3,644	11,740	1,518
2044	0	0	0	0	0	0	0	0
2045	0	0	0	0	0	0	0	0
2046	0	0	0	0	0	0	0	0
2047	0	0	0	0	0	0	0	0
Subtotal	**28,360**	**17,016**	**1,531,376**	**93,722**	**52,687**	**306,274**	**1,078,693**	**586,677**
Remaining	0	0	0	0	0	0	0	0
Total	**28,360**	**17,016**	**1,531,376**	**93,722**	**52,687**	**306,274**	**1,078,693**	**586,677**

Notes:
1. Reserves were estimated using the Base Case, and quantities in the sensitivity cases should not be confused with reserves.
2. Probable quantities and values for probable quantities have not been risk adjusted to make them comparable to proved quantities and values for proved quantities.

Present Worth at (10^3U.S.$)	
5 Percent	774,267
8 Percent	651,790
9 Percent	617,826
12 Percent	531,679
15 Percent	463,951

TABLE A-70
PROJECTION of 3P RESERVES and REVENUE
as of
DECEMBER 31, 2022
attributable to
ABU DHABI NATIONAL OIL COMPANY
in the
UNITED ARAB EMIRATES
BIDA AL QEMZAN FIELD

High Price Case

			ADNOC					
	Oil Quantities (10^3bbl)		Future Gross Revenue	Operating Expenses	Capital and Abandonment Costs	Royalties	Future Net Revenue	Net Present Value at 10 Percent
Year	Gross	Net	(10^3U.S.$)	(10^3U.S.$)	(10^3U.S.$)	(10^3U.S.$)	(10^3U.S.$)	(10^3U.S.$)
2023	2,560	1,536	138,240	6,866	39,928	27,648	63,798	60,472
2024	2,722	1,633	147,011	7,218	6,987	29,402	103,404	88,723
2025	2,538	1,523	137,052	7,016	920	27,410	101,706	78,994
2026	2,346	1,408	126,684	6,799	851	25,337	93,697	65,877
2027	2,170	1,302	117,180	6,601	787	23,436	86,356	54,960
2028	2,023	1,214	109,216	6,443	733	21,843	80,197	46,202
2029	1,868	1,121	100,872	6,269	677	20,174	73,752	38,461
2030	1,561	937	84,294	4,801	566	16,859	62,068	29,300
2031	1,458	875	78,732	4,678	529	15,746	57,779	24,690
2032	1,370	822	73,966	4,574	497	14,793	54,102	20,928
2033	1,277	766	68,958	4,460	463	13,792	50,243	17,593
2034	1,306	784	70,524	4,582	12,474	14,105	39,363	12,477
2035	1,427	856	77,058	4,836	12,517	15,412	44,293	12,708
2036	1,439	863	77,702	4,510	12,522	15,541	45,129	11,721
2037	1,345	807	72,630	3,109	488	14,526	54,507	12,815
2038	1,291	775	69,714	3,044	468	13,943	52,259	11,122
2039	1,240	744	66,960	2,983	450	13,392	50,135	9,658
2040	1,196	718	64,598	2,932	434	12,920	48,312	8,425
2041	1,143	686	61,722	2,866	414	12,344	46,098	7,277
2042	1,097	658	59,238	2,811	398	11,848	44,181	6,313
2043	1,053	632	56,862	2,758	382	11,372	42,350	5,478
2044	1,017	610	54,906	2,717	369	10,981	40,839	4,782
2045	970	582	52,380	2,659	352	10,476	38,893	4,122
2046	0	0	0	0	0	0	0	0
2047	0	0	0	0	0	0	0	0
Subtotal	**36,417**	**21,852**	**1,966,499**	**105,532**	**94,206**	**393,300**	**1,373,461**	**633,098**
Remaining	0	0	0	0	0	0	0	0
Total	**36,417**	**21,852**	**1,966,499**	**105,532**	**94,206**	**393,300**	**1,373,461**	**633,098**

Notes:
1. Reserves were estimated using the Base Case, and quantities in the sensitivity cases should not be confused with reserves.
2. Probable and possible quantities and values for probable and possible quantities have not been risk adjusted to make them comparable to proved quantities and values for proved quantities.

Present Worth at (10^3U.S.$)	
5 Percent	890,599
8 Percent	718,794
9 Percent	673,600
12 Percent	563,810
15 Percent	482,317

[illegible]

TABLE A-71
PROJECTION of 1P RESERVES and REVENUE
as of
DECEMBER 31, 2022
attributable to
ABU DHABI NATIONAL OIL COMPANY
in the
UNITED ARAB EMIRATES
BU HASA FIELD

High Price Case

			ADNOC					
	Oil Quantities (10^3bbl)		Future Gross Revenue	Operating Expenses	Capital and Abandonment Costs	Royalties	Future Net Revenue	Net Present Value at 10 Percent
Year	Gross	Net	(10^3U.S.$)	(10^3U.S.$)	(10^3U.S.$)	(10^3U.S.$)	(10^3U.S.$)	(10^3U.S.$)
2023	221,860	133,116	12,302,112	370,392	525,768	2,396,089	9,009,863	8,540,230
2024	232,386	139,432	12,875,989	389,872	220,358	2,509,771	9,755,988	8,370,919
2025	231,757	139,054	12,838,209	392,752	261,825	2,502,975	9,680,657	7,518,951
2026	231,764	139,058	12,835,141	396,851	230,681	2,503,052	9,704,557	6,823,052
2027	231,722	139,033	12,836,095	399,344	147,642	2,502,594	9,786,515	6,228,471
2028	261,572	156,943	14,485,174	444,181	186,271	2,824,977	11,029,745	6,354,325
2029	246,314	147,789	13,639,797	435,038	262,942	2,660,194	10,281,623	5,361,867
2030	236,991	142,194	13,123,724	423,684	168,803	2,559,498	9,971,739	4,707,343
2031	210,881	126,529	11,679,071	388,508	88,939	2,277,519	8,924,105	3,813,468
2032	199,947	119,968	11,074,767	374,753	103,667	2,159,430	8,436,917	3,263,546
2033	185,916	111,550	10,303,420	356,162	50,692	2,007,891	7,888,675	2,762,235
2034	175,391	105,235	9,722,804	343,337	44,693	1,894,224	7,440,550	2,358,371
2035	165,098	99,059	9,152,690	329,208	12,758	1,783,061	7,027,663	2,016,362
2036	154,712	92,827	8,579,953	314,722	11,960	1,670,892	6,582,379	1,709,586
2037	145,328	87,197	8,062,405	301,919	11,238	1,569,546	6,179,702	1,452,868
2038	136,407	81,844	7,574,038	289,459	10,557	1,473,193	5,800,829	1,234,523
2039	127,615	76,569	7,087,573	277,040	9,879	1,378,237	5,422,417	1,044,606
2040	118,482	71,089	6,580,243	262,225	9,172	1,279,604	5,029,242	877,026
2041	110,911	66,547	6,160,766	246,260	8,587	1,197,841	4,708,078	743,197
2042	103,538	62,123	5,751,635	233,770	8,017	1,118,213	4,391,635	627,534
2043	97,930	58,758	5,442,071	224,758	7,586	1,057,645	4,152,082	537,066
2044	91,833	55,100	5,105,521	215,220	7,117	991,795	3,891,389	455,635
2045	86,492	51,895	4,808,443	206,963	6,702	934,111	3,660,667	387,992
2046	81,277	48,766	4,520,125	197,523	6,301	877,793	3,438,508	329,901
2047	77,766	46,660	4,325,553	191,173	6,029	839,876	3,288,475	285,600
Subtotal	**4,163,890**	**2,498,335**	**230,867,319**	**8,005,114**	**2,408,184**	**44,970,021**	**175,484,000**	**77,804,674**
Remaining	1,732,091	1,559,764	145,828,728	10,307,141	203,268	28,075,745	107,242,574	2,073,826
Total	**5,895,981**	**4,058,099**	**376,696,047**	**18,312,255**	**2,611,452**	**73,045,766**	**282,726,574**	**79,878,500**

Note: Reserves were estimated using the Base Case, and quantities in the sensitivity cases should not be confused with reserves.

Present Worth at (10^3U.S.$)	
5 Percent	123,599,127
8 Percent	93,100,659
9 Percent	86,000,873
12 Percent	70,215,809
15 Percent	58,582,042

[illegible]

TABLE A-72
PROJECTION of 2P RESERVES and REVENUE
as of
DECEMBER 31, 2022
attributable to
ABU DHABI NATIONAL OIL COMPANY
in the
UNITED ARAB EMIRATES
BU HASA FIELD

High Price Case

			ADNOC					
	Oil Quantities (10^3bbl)		Future Gross Revenue	Operating Expenses	Capital and Abandonment Costs	Royalties	Future Net Revenue	Net Present Value at 10 Percent
Year	Gross	Net	(10^3U.S.$)	(10^3U.S.$)	(10^3U.S.$)	(10^3U.S.$)	(10^3U.S.$)	(10^3U.S.$)
2023	221,860	133,116	11,980,445	370,392	522,525	2,396,089	8,691,439	8,238,404
2024	232,386	139,432	12,548,855	389,872	216,975	2,509,771	9,432,237	8,093,132
2025	231,757	139,054	12,514,875	392,752	258,455	2,502,975	9,360,693	7,270,435
2026	231,764	139,058	12,515,258	396,851	227,316	2,503,052	9,388,039	6,600,515
2027	231,722	139,033	12,512,971	399,344	144,273	2,502,594	9,466,760	6,024,968
2028	261,572	156,943	14,124,884	444,181	182,474	2,824,977	10,673,252	6,148,947
2029	260,802	156,481	14,083,298	446,851	260,276	2,816,660	10,559,511	5,506,787
2030	260,883	156,530	14,087,656	449,251	166,861	2,817,531	10,654,013	5,029,423
2031	260,909	156,546	14,089,097	452,633	89,012	2,817,820	10,729,632	4,585,010
2032	261,550	156,930	14,123,723	455,409	104,623	2,824,745	10,738,946	4,154,011
2033	260,884	156,530	14,087,714	455,782	52,681	2,817,543	10,761,708	3,768,233
2034	257,279	154,368	13,893,090	451,040	47,265	2,778,618	10,616,167	3,364,920
2035	246,453	147,872	13,308,473	436,940	15,446	2,661,695	10,194,392	2,924,953
2036	237,684	142,610	12,834,919	425,015	14,897	2,566,984	9,828,023	2,552,550
2037	226,890	136,134	12,252,056	409,472	14,220	2,450,411	9,377,953	2,204,787
2038	214,446	128,667	11,580,058	392,491	13,440	2,316,011	8,858,116	1,885,169
2039	199,451	119,671	10,770,365	371,258	12,500	2,154,073	8,232,534	1,585,963
2040	187,406	112,444	10,119,947	354,933	11,746	2,023,990	7,729,278	1,347,873
2041	175,249	105,150	9,463,465	338,045	10,984	1,892,693	7,221,743	1,139,994
2042	164,792	98,875	8,898,776	321,373	10,328	1,779,755	6,787,320	969,861
2043	155,193	93,116	8,380,417	307,501	9,727	1,676,083	6,387,106	826,163
2044	145,961	87,577	7,881,910	294,697	9,148	1,576,382	6,001,683	702,725
2045	135,871	81,523	7,337,044	280,789	8,516	1,467,409	5,580,330	591,456
2046	126,812	76,087	6,847,826	266,483	7,948	1,369,565	5,203,830	499,271
2047	119,148	71,489	6,433,969	251,249	7,467	1,286,794	4,888,459	424,557
Subtotal	**5,308,724**	**3,185,236**	**286,671,091**	**9,554,604**	**2,419,103**	**57,334,220**	**217,363,164**	**86,440,107**
Remaining	2,477,176	2,215,432	199,388,967	12,199,999	231,417	39,877,796	147,079,755	2,988,647
Total	**7,785,900**	**5,400,668**	**486,060,058**	**21,754,603**	**2,650,520**	**97,212,016**	**364,442,919**	**89,428,754**

Notes:
1. Reserves were estimated using the Base Case, and quantities in the sensitivity cases should not be confused with reserves.
2. Probable quantities and values for probable quantities have not been risk adjusted to make them comparable to proved quantities and values for proved quantities.

Present Worth at (10^3U.S.$)	
5 Percent	147,231,523
8 Percent	106,621,004
9 Percent	97,344,348
12 Percent	77,112,799
15 Percent	62,719,041

[illegible]

TABLE A-73
PROJECTION of 3P RESERVES and REVENUE
as of
DECEMBER 31, 2022
attributable to
ABU DHABI NATIONAL OIL COMPANY
in the
UNITED ARAB EMIRATES
BU HASA FIELD

High Price Case

			ADNOC					
	Oil Quantities (10^3bbl)		Future Gross Revenue	Operating Expenses	Capital and Abandonment Costs	Royalties	Future Net Revenue	Net Present Value at 10 Percent
Year	Gross	Net	(10^3U.S.$)	(10^3U.S.$)	(10^3U.S.$)	(10^3U.S.$)	(10^3U.S.$)	(10^3U.S.$)
2023	222,005	133,203	12,310,048	371,944	521,244	2,397,655	9,019,205	8,549,086
2024	232,387	139,432	12,869,292	391,263	215,608	2,509,782	9,752,639	8,368,046
2025	231,755	139,053	12,837,505	394,379	257,095	2,502,953	9,683,078	7,520,832
2026	231,760	139,056	12,837,141	405,559	225,955	2,503,007	9,702,620	6,821,689
2027	231,736	139,042	12,834,279	408,687	142,912	2,502,749	9,779,931	6,224,282
2028	261,578	156,947	14,483,771	454,432	180,933	2,825,043	11,023,363	6,350,648
2029	260,797	156,478	14,441,477	458,233	258,740	2,816,604	10,907,900	5,688,471
2030	260,888	156,533	14,447,188	461,704	165,326	2,817,586	11,002,572	5,193,967
2031	260,910	156,546	14,449,242	465,970	87,478	2,817,830	11,077,964	4,733,860
2032	261,532	156,919	14,489,231	471,001	103,089	2,824,546	11,090,595	4,290,035
2033	260,878	156,527	14,457,691	473,017	51,156	2,817,488	11,116,030	3,892,299
2034	260,770	156,462	14,451,599	475,795	45,960	2,816,319	11,113,525	3,522,563
2035	260,889	156,533	14,458,198	478,003	14,827	2,817,596	11,147,772	3,198,494
2036	261,600	156,960	14,499,514	480,986	14,869	2,825,280	11,178,379	2,903,266
2037	260,878	156,527	14,458,352	482,138	14,827	2,817,477	11,143,910	2,619,969
2038	260,859	156,516	14,459,621	484,444	14,828	2,817,281	11,143,068	2,371,449
2039	260,885	156,531	14,457,362	486,247	14,826	2,817,561	11,138,728	2,145,829
2040	261,592	156,955	14,497,964	489,139	14,868	2,825,197	11,168,760	1,947,669
2041	257,023	154,214	14,245,042	484,005	14,608	2,775,854	10,970,575	1,731,769
2042	244,576	146,745	13,558,849	467,725	13,905	2,641,415	10,435,804	1,491,204
2043	222,157	133,294	12,339,837	438,378	12,655	2,399,290	9,489,514	1,227,455
2044	213,449	128,070	11,861,404	426,944	12,164	2,305,255	9,117,041	1,067,495
2045	200,007	120,004	11,113,760	407,892	11,397	2,160,077	8,534,394	904,556
2046	187,786	112,671	10,431,955	391,796	10,698	2,028,086	8,001,375	767,676
2047	177,854	106,712	9,881,650	378,358	10,134	1,920,821	7,572,337	657,648
Subtotal	**6,046,551**	**3,627,930**	**335,171,972**	**11,128,039**	**2,430,102**	**65,302,752**	**256,311,079**	**94,190,257**
Remaining	4,028,816	3,635,247	339,502,589	24,277,183	348,164	65,434,357	249,442,885	4,811,201
Total	**10,075,367**	**7,263,177**	**674,674,561**	**35,405,222**	**2,778,266**	**130,737,109**	**505,753,964**	**99,001,458**

Notes:
1. Reserves were estimated using the Base Case, and quantities in the sensitivity cases should not be confused with reserves.
2. Probable and possible quantities and values for probable and possible quantities have not been risk adjusted to make them comparable to proved quantities and values for proved quantities.

Present Worth at (10^3U.S.$)	
5 Percent	174,462,069
8 Percent	120,585,797
9 Percent	108,838,914
12 Percent	84,279,418
15 Percent	67,168,101

[illegible]

TABLE A-74
PROJECTION of 1P RESERVES and REVENUE
as of
DECEMBER 31, 2022
attributable to
ABU DHABI NATIONAL OIL COMPANY
in the
UNITED ARAB EMIRATES
HUWAILA FIELD

High Price Case

			ADNOC					
	Oil Quantities (10^3bbl)		Future Gross Revenue	Operating Expenses	Capital and Abandonment Costs	Royalties	Future Net Revenue	Net Present Value at 10 Percent
Year	Gross	Net	(10^3U.S.$)	(10^3U.S.$)	(10^3U.S.$)	(10^3U.S.$)	(10^3U.S.$)	(10^3U.S.$)
2023	5,136	3,081	277,321	7,204	84	55,464	214,569	203,385
2024	4,531	2,719	244,670	6,384	74	48,934	189,278	162,406
2025	3,976	2,385	214,686	5,631	65	42,937	166,053	128,973
2026	3,078	1,847	166,198	4,414	50	33,239	128,495	90,341
2027	2,708	1,625	146,230	3,912	44	29,246	113,028	71,935
2028	2,200	1,320	118,774	3,223	36	23,755	91,760	52,864
2029	1,679	1,007	90,668	2,517	28	18,134	69,989	36,500
2030	1,575	945	85,047	2,375	26	17,009	65,637	30,985
2031	1,477	886	79,775	2,243	24	15,955	61,553	26,303
2032	1,390	834	75,034	2,124	23	15,007	57,880	22,389
2033	1,300	780	70,190	2,003	21	14,038	54,128	18,953
2034	1,219	732	65,839	1,863	20	13,168	50,788	16,098
2035	1,144	686	61,757	1,761	19	12,352	47,625	13,665
2036	1,076	645	58,087	1,669	18	11,617	44,783	11,631
2037	1,006	604	54,337	1,574	16	10,867	41,880	9,846
2038	944	566	50,968	1,490	15	10,193	39,270	8,357
2039	885	531	47,809	1,411	15	9,562	36,821	7,094
2040	833	500	44,968	1,339	14	8,993	34,622	6,037
2041	779	467	42,065	1,266	13	8,413	32,373	5,110
2042	731	438	39,457	1,201	12	7,891	30,353	4,337
2043	685	411	37,011	1,139	11	7,402	28,459	3,681
2044	645	387	34,811	1,084	11	6,962	26,754	3,133
2045	603	362	32,564	1,028	10	6,513	25,013	2,651
2046	566	339	30,545	977	9	6,109	23,450	2,250
2047	531	318	28,652	929	9	5,731	21,983	1,909
Subtotal	**40,697**	**24,415**	**2,197,463**	**60,761**	**667**	**439,491**	**1,696,544**	**940,833**
Remaining	7,764	6,603	594,287	27,524	184	118,858	447,721	12,957
Total	**48,461**	**31,018**	**2,791,750**	**88,285**	**851**	**558,349**	**2,144,265**	**953,790**

Note: Reserves were estimated using the Base Case, and quantities in the sensitivity cases should not be confused with reserves.

Present Worth at (10^3U.S.$)	
5 Percent	1,281,623
8 Percent	1,058,031
9 Percent	1,002,666
12 Percent	871,977
15 Percent	773,954

[illegible]

TABLE A-75
PROJECTION of 2P RESERVES and REVENUE
as of
DECEMBER 31, 2022
attributable to
ABU DHABI NATIONAL OIL COMPANY
in the
UNITED ARAB EMIRATES
HUWAILA FIELD

High Price Case

	Oil Quantities (10^3bbl)		ADNOC					
Year	Gross	Net	Future Gross Revenue (10^3U.S.$)	Operating Expenses (10^3U.S.$)	Capital and Abandonment Costs (10^3U.S.$)	Royalties (10^3U.S.$)	Future Net Revenue (10^3U.S.$)	Net Present Value at 10 Percent (10^3U.S.$)
2023	5,136	3,081	277,321	7,204	78	55,464	214,575	203,391
2024	4,830	2,898	260,842	6,790	74	52,168	201,810	173,159
2025	4,519	2,711	244,002	6,367	69	48,800	188,766	146,614
2026	4,238	2,543	228,875	5,987	65	45,775	177,048	124,478
2027	3,976	2,385	214,686	5,631	61	42,937	166,057	105,685
2028	3,739	2,244	201,928	5,311	57	40,385	156,175	89,974
2029	3,498	2,099	188,892	4,983	53	37,778	146,078	76,179
2030	3,281	1,969	177,182	4,689	50	35,437	137,006	64,676
2031	3,078	1,847	166,198	4,414	47	33,239	128,498	54,910
2032	2,895	1,737	156,321	4,165	44	31,264	120,848	46,746
2033	2,708	1,625	146,230	3,912	41	29,246	113,031	39,578
2034	2,540	1,524	137,164	3,655	39	27,433	106,037	33,610
2035	2,383	1,430	128,660	3,441	36	25,732	99,451	28,534
2036	2,241	1,345	121,015	3,249	34	24,203	93,529	24,291
2037	2,096	1,258	113,202	3,053	32	22,640	87,477	20,566
2038	1,966	1,180	106,184	2,876	30	21,237	82,041	17,460
2039	1,844	1,107	99,601	2,711	28	19,920	76,942	14,822
2040	1,735	1,041	93,683	2,563	26	18,737	72,357	12,618
2041	1,623	974	87,635	2,411	25	17,527	67,672	10,682
2042	1,522	913	82,202	2,274	23	16,441	63,464	9,069
2043	1,428	857	77,105	2,146	22	15,421	59,516	7,698
2044	1,343	806	72,524	2,031	20	14,505	55,968	6,553
2045	1,256	754	67,841	1,913	19	13,568	52,341	5,548
2046	1,178	707	63,636	1,808	18	12,727	49,083	4,709
2047	1,105	663	59,691	1,709	17	11,938	46,027	3,997
Subtotal	**66,158**	**39,698**	**3,572,620**	**95,293**	**1,008**	**714,522**	**2,761,797**	**1,325,547**
Remaining	16,171	13,753	1,238,094	43,692	347	247,618	946,437	27,208
Total	**82,329**	**53,451**	**4,810,714**	**138,985**	**1,355**	**962,140**	**3,708,234**	**1,352,755**

Notes:
1. Reserves were estimated using the Base Case, and quantities in the sensitivity cases should not be confused with reserves.
2. Probable quantities and values for probable quantities have not been risk adjusted to make them comparable to proved quantities and values for proved quantities.

Present Worth at (10^3U.S.$)	
5 Percent	1,972,762
8 Percent	1,545,591
9 Percent	1,442,565
12 Percent	1,205,446
15 Percent	1,033,475

[illegible]

TABLE A-76
PROJECTION of 3P RESERVES and REVENUE
as of
DECEMBER 31, 2022
attributable to
ABU DHABI NATIONAL OIL COMPANY
in the
UNITED ARAB EMIRATES
HUWAILA FIELD

High Price Case

	Oil Quantities (10^3bbl)		ADNOC					
Year	Gross	Net	Future Gross Revenue (10^3U.S.$)	Operating Expenses (10^3U.S.$)	Capital and Abandonment Costs (10^3U.S.$)	Royalties (10^3U.S.$)	Future Net Revenue (10^3U.S.$)	Net Present Value at 10 Percent (10^3U.S.$)
2023	5,136	3,081	277,321	7,204	77	55,464	214,576	203,392
2024	5,150	3,090	278,081	7,223	77	55,616	215,165	184,618
2025	5,136	3,081	277,321	7,204	77	55,464	214,576	166,662
2026	5,136	3,081	277,321	7,204	77	55,464	214,576	150,864
2027	5,136	3,081	277,321	7,204	77	55,464	214,576	136,564
2028	4,951	2,971	267,362	6,954	74	53,473	206,861	119,175
2029	4,632	2,779	250,102	6,520	69	50,020	193,493	100,906
2030	4,344	2,607	234,597	6,131	65	46,919	181,482	85,672
2031	4,075	2,445	220,053	5,766	61	44,011	170,215	72,737
2032	3,833	2,300	206,977	5,437	57	41,395	160,088	61,924
2033	3,585	2,151	193,615	5,102	53	38,723	149,737	52,431
2034	3,363	2,018	181,612	4,771	50	36,322	140,469	44,523
2035	3,155	1,893	170,353	4,488	47	34,070	131,748	37,801
2036	2,967	1,780	160,229	4,234	44	32,046	123,905	32,181
2037	2,776	1,665	149,885	3,974	41	29,977	115,893	27,247
2038	2,604	1,562	140,593	3,740	39	28,118	108,696	23,132
2039	2,442	1,465	131,877	3,521	36	26,375	101,945	19,639
2040	2,297	1,378	124,040	3,325	34	24,808	95,873	16,719
2041	2,149	1,289	116,032	3,124	32	23,206	89,670	14,155
2042	2,016	1,209	108,839	2,943	30	21,768	84,098	12,017
2043	1,891	1,134	102,091	2,774	28	20,418	78,871	10,202
2044	1,778	1,067	96,025	2,621	27	19,205	74,172	8,685
2045	1,663	998	89,825	2,465	25	17,965	69,370	7,352
2046	1,560	936	84,257	2,326	23	16,852	65,056	6,242
2047	1,464	878	79,033	2,195	22	15,806	61,010	5,299
Subtotal	**83,239**	**49,939**	**4,494,762**	**118,450**	**1,242**	**898,949**	**3,476,121**	**1,600,139**
Remaining	21,584	18,382	1,654,444	54,943	456	330,886	1,268,159	36,091
Total	**104,823**	**68,321**	**6,149,206**	**173,393**	**1,698**	**1,229,835**	**4,744,280**	**1,636,230**

Notes:
1. Reserves were estimated using the Base Case, and quantities in the sensitivity cases should not be confused with reserves.
2. Probable and possible quantities and values for probable and possible quantities have not been risk adjusted to make them comparable to proved quantities and values for proved quantities.

Present Worth at (10^3U.S.$)	
5 Percent	2,445,500
8 Percent	1,886,909
9 Percent	1,752,841
12 Percent	1,445,780
15 Percent	1,224,385

[illegible]

TABLE A-77
PROJECTION of 1P RESERVES and REVENUE
as of
DECEMBER 31, 2022
attributable to
ABU DHABI NATIONAL OIL COMPANY
in the
UNITED ARAB EMIRATES
MENDER FIELD

High Price Case

			ADNOC					
	Oil Quantities (10^3bbl)		Future Gross Revenue	Operating Expenses	Capital and Abandonment Costs	Royalties	Future Net Revenue	Net Present Value at 10 Percent
Year	Gross	Net	(10^3U.S.$)	(10^3U.S.$)	(10^3U.S.$)	(10^3U.S.$)	(10^3U.S.$)	(10^3U.S.$)
2023	7,157	4,294	386,504	12,829	27,337	77,301	269,037	255,014
2024	6,588	3,953	355,752	12,166	6,466	71,150	265,970	228,209
2025	6,570	3,942	354,780	12,890	37,603	70,956	233,331	181,228
2026	6,935	4,161	374,490	13,965	27,294	74,898	258,333	181,628
2027	7,665	4,599	413,910	15,628	43,005	82,782	272,495	173,425
2028	8,784	5,270	474,336	17,636	58,792	94,867	303,041	174,584
2029	8,578	5,147	463,185	17,679	27,612	92,637	325,257	169,622
2030	8,395	5,037	453,330	17,875	17,196	90,666	327,593	154,646
2031	8,078	4,847	436,202	17,137	11,945	87,241	319,879	136,692
2032	7,787	4,672	420,491	17,177	11,889	84,098	307,327	118,879
2033	7,276	4,365	392,885	16,771	1,410	78,577	296,127	103,690
2034	6,790	4,074	366,677	15,967	1,316	73,336	276,058	87,500
2035	6,309	3,786	340,710	15,824	1,222	68,142	255,522	73,314
2036	6,032	3,619	325,718	15,707	1,169	65,144	243,698	63,294
2037	5,782	3,469	312,229	15,251	1,120	62,446	233,412	54,876
2038	5,558	3,335	300,121	15,251	1,077	60,024	223,769	47,622
2039	5,342	3,205	288,482	15,820	1,035	57,697	213,930	41,213
2040	5,149	3,090	278,056	15,138	998	55,611	206,309	35,977
2041	4,936	2,962	266,545	14,845	956	53,309	197,435	31,166
2042	4,745	2,847	256,211	14,262	919	51,242	189,788	27,119
2043	4,561	2,736	246,279	14,211	884	49,256	181,928	23,532
2044	4,396	2,638	237,382	13,210	852	47,476	175,844	20,589
2045	4,214	2,528	227,558	13,420	816	45,512	167,810	17,786
2046	4,051	2,430	218,738	13,666	785	43,748	160,539	15,403
2047	3,894	2,336	210,262	12,916	754	42,052	154,540	13,422
Subtotal	**155,572**	**93,342**	**8,400,833**	**377,241**	**284,452**	**1,680,168**	**6,058,972**	**2,430,430**
Remaining	91,590	82,246	7,401,850	952,542	26,557	1,480,371	4,942,380	110,394
Total	**247,162**	**175,588**	**15,802,683**	**1,329,783**	**311,009**	**3,160,539**	**11,001,352**	**2,540,824**

Note: Reserves were estimated using the Base Case, and quantities in the sensitivity cases should not be confused with reserves.

Present Worth at (10^3U.S.$)	
5 Percent	4,282,662
8 Percent	3,045,406
9 Percent	2,771,720
12 Percent	2,187,576
15 Percent	1,777,148

[illegible]

TABLE A-78
PROJECTION of 2P RESERVES and REVENUE
as of
DECEMBER 31, 2022
attributable to
ABU DHABI NATIONAL OIL COMPANY
in the
UNITED ARAB EMIRATES
MENDER FIELD

High Price Case

	Oil Quantities (10^3bbl)		ADNOC					
Year	Gross	Net	Future Gross Revenue (10^3U.S.$)	Operating Expenses (10^3U.S.$)	Capital and Abandonment Costs (10^3U.S.$)	Royalties (10^3U.S.$)	Future Net Revenue (10^3U.S.$)	Net Present Value at 10 Percent (10^3U.S.$)
2023	7,157	4,294	386,504	12,829	27,030	77,301	269,344	255,305
2024	6,588	3,953	355,752	12,166	6,184	71,150	266,252	228,451
2025	6,570	3,942	354,780	12,890	37,321	70,956	233,613	181,446
2026	6,935	4,161	374,490	13,965	26,996	74,898	258,631	181,837
2027	7,665	4,599	413,910	15,628	42,677	82,782	272,823	173,634
2028	8,784	5,270	474,336	17,636	58,415	94,867	303,418	174,801
2029	8,760	5,256	473,040	17,950	27,272	94,608	333,210	173,769
2030	8,760	5,256	473,040	18,421	16,892	94,608	343,119	161,976
2031	8,760	5,256	473,040	18,163	11,702	94,608	348,567	148,951
2032	8,784	5,270	474,336	18,709	11,705	94,867	349,055	135,020
2033	8,760	5,256	473,040	19,087	1,322	94,608	358,023	125,363
2034	8,577	5,146	463,185	18,739	1,294	92,637	350,515	111,100
2035	8,291	4,974	447,696	19,019	1,251	89,539	337,887	96,946
2036	8,029	4,817	433,553	18,962	1,211	86,711	326,669	84,843
2037	7,726	4,636	417,197	18,439	1,166	83,440	314,152	73,858
2038	7,448	4,469	402,178	18,407	1,124	80,435	302,212	64,316
2039	7,196	4,318	388,579	19,037	1,086	77,716	290,740	56,010
2040	6,972	4,183	376,476	18,310	1,052	75,295	281,819	49,145
2041	6,718	4,031	362,768	17,933	1,014	72,554	271,267	42,821
2042	6,491	3,895	350,525	17,308	979	70,105	262,133	37,457
2043	6,272	3,763	338,704	17,290	946	67,741	252,727	32,690
2044	6,077	3,646	328,184	16,174	917	65,637	245,456	28,740
2045	5,857	3,514	316,264	16,398	884	63,253	235,729	24,985
2046	5,660	3,396	305,618	16,687	854	61,124	226,953	21,775
2047	5,469	3,282	295,338	15,813	825	59,068	219,632	19,075
Subtotal	**184,306**	**110,583**	**9,952,533**	**425,960**	**282,119**	**1,990,508**	**7,253,946**	**2,684,314**
Remaining	150,577	137,177	12,346,256	1,332,102	34,506	2,469,251	8,510,397	166,070
Total	**334,883**	**247,760**	**22,298,789**	**1,758,062**	**316,625**	**4,459,759**	**15,764,343**	**2,850,384**

Notes:
1. Reserves were estimated using the Base Case, and quantities in the sensitivity cases should not be confused with reserves.
2. Probable quantities and values for probable quantities have not been risk adjusted to make them comparable to proved quantities and values for proved quantities.

Present Worth at (10^3U.S.$)	
5 Percent	5,167,452
8 Percent	3,497,729
9 Percent	3,143,926
12 Percent	2,420,913
15 Percent	1,915,028

[illegible]

TABLE A-79
PROJECTION of 3P RESERVES and REVENUE
as of
DECEMBER 31, 2022
attributable to
ABU DHABI NATIONAL OIL COMPANY
in the
UNITED ARAB EMIRATES
MENDER FIELD

High Price Case

			ADNOC					
	Oil Quantities (10^3bbl)		Future Gross Revenue	Operating Expenses	Capital and Abandonment Costs	Royalties	Future Net Revenue	Net Present Value at 10 Percent
Year	Gross	Net	(10^3U.S.$)	(10^3U.S.$)	(10^3U.S.$)	(10^3U.S.$)	(10^3U.S.$)	(10^3U.S.$)
2023	7,157	4,294	386,504	12,829	26,846	77,301	269,528	255,480
2024	6,588	3,953	355,752	12,166	6,014	71,150	266,422	228,597
2025	6,570	3,942	354,780	12,890	37,152	70,956	233,782	181,578
2026	6,935	4,161	374,490	13,965	26,818	74,898	258,809	181,963
2027	7,665	4,599	413,910	15,628	42,479	82,782	273,021	173,760
2028	8,784	5,270	474,336	17,636	58,189	94,867	303,644	174,932
2029	8,760	5,256	473,040	17,950	27,046	94,608	333,436	173,887
2030	8,760	5,256	473,040	18,421	16,666	94,608	343,345	162,082
2031	8,760	5,256	473,040	18,163	11,476	94,608	348,793	149,047
2032	8,784	5,270	474,336	18,709	11,479	94,867	349,281	135,108
2033	8,760	5,256	473,040	19,087	1,096	94,608	358,249	125,442
2034	8,760	5,256	473,040	19,012	1,096	94,608	358,324	113,575
2035	8,760	5,256	473,040	19,774	1,096	94,608	357,562	102,591
2036	8,784	5,270	474,338	20,194	1,099	94,868	358,177	93,026
2037	8,760	5,256	473,040	20,138	1,096	94,608	357,198	83,978
2038	8,760	5,256	473,040	20,602	1,096	94,608	356,734	75,919
2039	8,760	5,256	473,040	21,763	1,096	94,608	355,573	68,500
2040	8,784	5,270	474,336	21,473	1,099	94,867	356,897	62,237
2041	8,760	5,256	473,040	21,484	1,096	94,608	355,852	56,173
2042	8,760	5,256	473,040	21,272	1,096	94,608	356,064	50,879
2043	8,571	5,143	462,857	21,464	1,073	92,572	347,748	44,981
2044	8,317	4,990	449,104	20,140	1,041	89,821	338,102	39,588
2045	8,026	4,815	433,394	20,345	1,004	86,679	325,366	34,485
2046	7,767	4,660	419,392	20,662	972	83,878	313,880	30,115
2047	7,516	4,509	405,854	19,586	941	81,171	304,156	26,416
Subtotal	**206,608**	**123,962**	**11,156,823**	**465,353**	**280,162**	**2,231,365**	**8,179,943**	**2,824,339**
Remaining	215,628	197,111	17,740,509	1,612,365	41,112	3,548,104	12,538,928	233,847
Total	**422,236**	**321,073**	**28,897,332**	**2,077,718**	**321,274**	**5,779,469**	**20,718,871**	**3,058,186**

Notes:
1. Reserves were estimated using the Base Case, and quantities in the sensitivity cases should not be confused with reserves.
2. Probable and possible quantities and values for probable and possible quantities have not been risk adjusted to make them comparable to proved quantities and values for proved quantities.

Present Worth at (10^3U.S.$)	
5 Percent	5,936,310
8 Percent	3,835,559
9 Percent	3,407,559
12 Percent	2,567,906
15 Percent	1,985,858

[illegible]

TABLE A-80
PROJECTION of 1P RESERVES and REVENUE
as of
DECEMBER 31, 2022
attributable to
ABU DHABI NATIONAL OIL COMPANY
in the
UNITED ARAB EMIRATES
QUSAHWIRA FIELD

High Price Case

ADNOC

Year	Oil Quantities (10^3bbl) Gross	Oil Quantities (10^3bbl) Net	Future Gross Revenue (10^3U.S.$)	Operating Expenses (10^3U.S.$)	Capital and Abandonment Costs (10^3U.S.$)	Royalties (10^3U.S.$)	Future Net Revenue (10^3U.S.$)	Net Present Value at 10 Percent (10^3U.S.$)
2023	9,490	5,694	512,460	16,471	22,152	102,492	371,345	351,988
2024	8,925	5,355	481,973	15,875	6,500	96,395	363,203	311,639
2025	8,381	5,029	452,567	15,170	6,420	90,514	340,463	264,438
2026	7,906	4,744	426,930	15,005	58,250	85,386	268,289	188,628
2027	7,782	4,669	420,231	15,416	120,512	84,046	200,257	127,450
2028	7,613	4,568	411,086	15,039	1,117	82,217	312,713	180,156
2029	7,426	4,456	401,018	14,834	1,090	80,204	304,890	159,001
2030	7,284	4,371	393,355	14,885	1,069	78,671	298,730	141,021
2031	7,041	4,225	380,207	14,839	1,033	76,042	288,293	123,194
2032	6,901	4,140	372,629	14,920	1,013	74,526	282,170	109,149
2033	6,805	4,083	367,478	14,828	999	73,496	278,155	97,397
2034	6,702	4,021	361,889	14,718	983	72,378	273,810	86,787
2035	6,590	3,954	355,882	14,607	967	71,176	269,132	77,219
2036	6,491	3,895	350,510	14,501	952	70,102	264,955	68,814
2037	6,358	3,815	343,357	14,332	933	68,671	259,421	60,991
2038	6,247	3,748	337,313	14,196	917	67,463	254,737	54,213
2039	6,123	3,674	330,655	14,060	898	66,131	249,566	48,078
2040	6,012	3,607	324,632	13,939	882	64,927	244,884	42,704
2041	5,912	3,547	319,271	13,825	868	63,854	240,724	38,000
2042	5,778	3,467	312,017	13,663	848	62,404	235,102	33,595
2043	5,650	3,390	305,120	13,516	829	61,024	229,751	29,718
2044	5,546	3,327	299,472	13,441	814	59,894	225,323	26,383
2045	5,424	3,255	292,914	13,313	796	58,583	220,222	23,341
2046	5,323	3,194	287,456	13,250	781	57,491	215,934	20,717
2047	5,188	3,113	280,142	13,089	761	56,029	210,263	18,261
Subtotal	**168,898**	**101,341**	**9,120,564**	**361,732**	**232,384**	**1,824,116**	**6,702,332**	**2,682,882**
Remaining	103,235	90,404	8,136,309	804,862	22,107	1,627,263	5,682,077	148,830
Total	**272,133**	**191,745**	**17,256,873**	**1,166,594**	**254,491**	**3,451,379**	**12,384,409**	**2,831,712**

Note: Reserves were estimated using the Base Case, and quantities in the sensitivity cases should not be confused with reserves.

Present Worth at (10^3U.S.$)	
5 Percent	4,825,698
8 Percent	3,399,357
9 Percent	3,089,988
12 Percent	2,439,025
15 Percent	1,999,030

[illegible]

TABLE A-81
PROJECTION of 2P RESERVES and REVENUE
as of
DECEMBER 31, 2022
attributable to
ABU DHABI NATIONAL OIL COMPANY
in the
UNITED ARAB EMIRATES
QUSAHWIRA FIELD

High Price Case

			ADNOC					
	Oil Quantities (10^3bbl)		Future Gross Revenue	Operating Expenses	Capital and Abandonment Costs	Royalties	Future Net Revenue	Net Present Value at 10 Percent
Year	Gross	Net	(10^3U.S.$)	(10^3U.S.$)	(10^3U.S.$)	(10^3U.S.$)	(10^3U.S.$)	(10^3U.S.$)
2023	9,490	5,694	512,460	16,471	21,924	102,492	371,573	352,205
2024	9,516	5,710	513,864	16,676	6,357	102,773	388,058	332,965
2025	9,490	5,694	512,460	16,674	6,354	102,492	386,940	300,536
2026	9,490	5,694	512,460	17,153	58,254	102,492	334,561	235,223
2027	9,490	5,694	512,460	17,699	120,534	102,492	271,735	172,941
2028	9,104	5,462	491,606	17,155	1,116	98,321	375,014	216,048
2029	8,907	5,344	480,952	16,943	1,092	96,190	366,727	191,248
2030	8,785	5,271	474,367	17,183	1,077	94,873	361,234	170,527
2031	8,647	5,188	466,923	17,333	1,060	93,385	355,145	151,761
2032	8,459	5,075	456,762	17,256	1,037	91,352	347,117	134,271
2033	8,251	4,951	445,576	17,034	1,012	89,115	338,415	118,497
2034	8,094	4,856	437,061	16,887	992	87,412	331,770	105,158
2035	7,823	4,694	422,452	16,576	959	84,490	320,427	91,936
2036	7,667	4,600	414,032	16,380	940	82,807	313,905	81,528
2037	7,561	4,537	408,308	16,222	927	81,662	309,497	72,764
2038	7,446	4,468	402,099	16,059	913	80,420	304,707	64,847
2039	7,323	4,394	395,424	15,923	898	79,085	299,518	57,701
2040	7,212	4,327	389,455	15,822	884	77,891	294,858	51,419
2041	7,065	4,239	381,508	15,666	866	76,301	288,675	45,569
2042	6,941	4,164	374,792	15,548	851	74,959	283,434	40,501
2043	6,804	4,082	367,394	15,429	834	73,479	277,652	35,914
2044	6,680	4,008	360,703	15,341	819	72,140	272,403	31,895
2045	6,569	3,942	354,746	15,237	806	70,949	267,754	28,379
2046	6,420	3,852	346,686	15,110	787	69,337	261,452	25,084
2047	6,278	3,767	339,022	14,939	770	67,804	255,509	22,191
Subtotal	**199,512**	**119,707**	**10,773,572**	**408,716**	**232,063**	**2,154,713**	**7,978,080**	**3,131,108**
Remaining	138,573	122,537	11,028,102	971,473	25,043	2,205,624	7,825,962	195,295
Total	**338,085**	**242,244**	**21,801,674**	**1,380,189**	**257,106**	**4,360,337**	**15,804,042**	**3,326,403**

Notes:
1. Reserves were estimated using the Base Case, and quantities in the sensitivity cases should not be confused with reserves.
2. Probable quantities and values for probable quantities have not been risk adjusted to make them comparable to proved quantities and values for proved quantities.

Present Worth at (10^3U.S.$)	
5 Percent	5,820,962
8 Percent	4,027,833
9 Percent	3,644,641
12 Percent	2,848,663
15 Percent	2,310,641

[illegible]

TABLE A-82
PROJECTION of 3P RESERVES and REVENUE
as of
DECEMBER 31, 2022
attributable to
ABU DHABI NATIONAL OIL COMPANY
in the
UNITED ARAB EMIRATES
QUSAHWIRA FIELD

High Price Case

			ADNOC					
	Oil Quantities (10^3bbl)		Future Gross Revenue	Operating Expenses	Capital and Abandonment Costs	Royalties	Future Net Revenue	Net Present Value at 10 Percent
Year	Gross	Net	(10^3U.S.$)	(10^3U.S.$)	(10^3U.S.$)	(10^3U.S.$)	(10^3U.S.$)	(10^3U.S.$)
2023	9,490	5,694	512,460	16,471	21,771	102,492	371,726	352,349
2024	9,516	5,710	513,864	16,676	6,204	102,773	388,211	333,096
2025	9,490	5,694	512,460	16,674	6,201	102,492	387,093	300,654
2026	9,490	5,694	512,460	17,153	58,101	102,492	334,714	235,330
2027	9,490	5,694	512,460	17,699	120,381	102,492	271,888	173,038
2028	9,516	5,710	513,864	17,775	1,014	102,773	392,302	226,008
2029	9,490	5,694	512,460	17,797	1,011	102,492	391,160	203,990
2030	9,490	5,694	512,460	18,226	1,011	102,492	390,731	184,452
2031	9,490	5,694	512,460	18,575	1,011	102,492	390,382	166,819
2032	9,516	5,710	513,864	18,796	1,014	102,773	391,281	151,354
2033	9,490	5,694	512,460	18,822	1,011	102,492	390,135	136,606
2034	9,490	5,694	512,460	18,891	1,011	102,492	390,066	123,636
2035	9,079	5,447	490,263	18,391	968	98,053	372,851	106,978
2036	8,931	5,359	482,269	18,204	952	96,454	366,659	95,229
2037	8,785	5,271	474,367	17,989	936	94,873	360,569	84,771
2038	8,647	5,188	466,923	17,792	922	93,385	354,824	75,513
2039	8,435	5,061	455,514	17,488	899	91,103	346,024	66,660
2040	8,274	4,964	446,797	17,302	882	89,359	339,254	59,161
2041	8,094	4,856	437,061	17,113	863	87,412	331,673	52,357
2042	7,823	4,694	422,452	16,810	834	84,490	320,318	45,771
2043	7,646	4,588	412,901	16,628	815	82,580	312,878	40,470
2044	7,582	4,549	409,427	16,607	808	81,886	310,126	36,312
2045	7,446	4,468	402,099	16,466	794	80,420	304,419	32,265
2046	7,323	4,394	395,424	16,407	780	79,085	299,152	28,702
2047	7,192	4,315	388,391	16,301	767	77,678	293,645	25,503
Subtotal	**219,215**	**131,530**	**11,837,620**	**437,053**	**230,961**	**2,367,525**	**8,802,081**	**3,337,024**
Remaining	185,340	166,630	14,996,875	1,194,095	29,598	2,999,382	10,773,800	243,682
Total	**404,555**	**298,160**	**26,834,495**	**1,631,148**	**260,559**	**5,366,907**	**19,575,881**	**3,580,706**

Notes:
1. Reserves were estimated using the Base Case, and quantities in the sensitivity cases should not be confused with reserves.
2. Probable and possible quantities and values for probable and possible quantities have not been risk adjusted to make them comparable to proved quantities and values for proved quantities.

Present Worth at (10^3U.S.$)	
5 Percent	6,541,736
8 Percent	4,394,520
9 Percent	3,947,930
12 Percent	3,043,941
15 Percent	2,432,348

[illegible]

TABLE A-83
PROJECTION of 1P RESERVES and REVENUE
as of
DECEMBER 31, 2022
attributable to
ABU DHABI NATIONAL OIL COMPANY
in the
UNITED ARAB EMIRATES
SAHIL FIELD

High Price Case

			ADNOC					
	Oil Quantities (10^3bbl)		Future Gross Revenue	Operating Expenses	Capital and Abandonment Costs	Royalties	Future Net Revenue	Net Present Value at 10 Percent
Year	Gross	Net	(10^3U.S.$)	(10^3U.S.$)	(10^3U.S.$)	(10^3U.S.$)	(10^3U.S.$)	(10^3U.S.$)
2023	37,960	22,776	2,049,840	64,965	20,356	409,968	1,554,551	1,473,521
2024	38,064	22,838	2,055,456	65,599	82,649	411,091	1,496,117	1,283,711
2025	37,960	22,776	2,049,840	66,962	77,446	409,968	1,495,464	1,161,524
2026	37,960	22,776	2,049,835	66,756	35,926	409,967	1,537,186	1,080,760
2027	37,960	22,776	2,049,845	67,177	35,926	409,969	1,536,773	978,055
2028	38,064	22,838	2,055,456	68,227	61,889	411,091	1,514,249	872,371
2029	37,215	22,329	2,009,630	67,843	56,592	401,926	1,483,269	773,525
2030	36,332	21,799	1,961,942	67,789	56,481	392,389	1,445,283	682,273
2031	34,676	20,805	1,872,485	66,765	77,032	374,497	1,354,191	578,676
2032	33,863	20,318	1,828,597	66,497	56,169	365,719	1,340,212	518,417
2033	33,416	20,050	1,804,473	66,790	56,113	360,895	1,320,675	462,437
2034	33,149	19,889	1,790,032	66,031	56,079	358,006	1,309,916	415,193
2035	32,686	19,612	1,765,067	64,777	56,021	353,014	1,291,255	370,484
2036	31,532	18,919	1,702,715	63,637	55,875	340,543	1,242,660	322,745
2037	30,240	18,144	1,632,961	61,925	55,713	326,592	1,188,731	279,475
2038	29,318	17,591	1,583,190	61,022	3,696	316,638	1,201,834	255,772
2039	28,127	16,876	1,518,881	59,326	3,546	303,776	1,152,233	221,973
2040	26,956	16,173	1,455,598	57,658	3,398	291,119	1,103,423	192,421
2041	25,692	15,415	1,387,361	55,840	3,239	277,472	1,050,810	165,876
2042	24,738	14,843	1,335,862	54,448	3,119	267,172	1,011,123	144,482
2043	23,775	14,265	1,283,863	53,167	2,997	256,772	970,927	125,588
2044	23,121	13,873	1,248,560	49,411	2,915	249,712	946,522	110,826
2045	21,804	13,082	1,177,411	47,858	7,939	235,482	886,132	93,921
2046	20,748	12,449	1,120,402	46,420	2,616	224,080	847,286	81,291
2047	20,201	12,121	1,090,849	45,631	2,547	218,170	824,501	71,607
Subtotal	**775,557**	**465,333**	**41,880,151**	**1,522,521**	**876,279**	**8,376,028**	**31,105,323**	**12,716,924**
Remaining	430,493	383,163	34,484,784	3,406,668	80,522	6,896,958	24,100,636	566,623
Total	**1,206,050**	**848,496**	**76,364,935**	**4,929,189**	**956,801**	**15,272,986**	**55,205,959**	**13,283,547**

Note: Reserves were estimated using the Base Case, and quantities in the sensitivity cases should not be confused with reserves.

Present Worth at (10^3U.S.$)	
5 Percent	22,037,875
8 Percent	15,824,423
9 Percent	14,446,225
12 Percent	11,494,051
15 Percent	9,440,836

[illegible]

TABLE A-84
PROJECTION of 2P RESERVES and REVENUE
as of
DECEMBER 31, 2022
attributable to
ABU DHABI NATIONAL OIL COMPANY
in the
UNITED ARAB EMIRATES
SAHIL FIELD

High Price Case

ADNOC

Year	Oil Quantities (10^3bbl) Gross	Oil Quantities (10^3bbl) Net	Future Gross Revenue (10^3U.S.$)	Operating Expenses (10^3U.S.$)	Capital and Abandonment Costs (10^3U.S.$)	Royalties (10^3U.S.$)	Future Net Revenue (10^3U.S.$)	Net Present Value at 10 Percent (10^3U.S.$)
2023	37,960	22,776	2,049,840	65,159	19,423	409,968	1,555,290	1,474,221
2024	38,064	22,838	2,055,456	65,827	81,714	411,091	1,496,824	1,284,319
2025	37,960	22,776	2,049,840	67,219	76,513	409,968	1,496,140	1,162,050
2026	37,960	22,776	2,049,835	67,033	34,993	409,967	1,537,842	1,081,221
2027	37,960	22,776	2,049,845	67,796	34,993	409,969	1,537,087	978,255
2028	38,064	22,838	2,055,456	67,959	60,954	411,091	1,515,452	873,064
2029	37,960	22,776	2,049,835	68,774	55,753	409,967	1,515,341	790,250
2030	37,960	22,776	2,049,845	69,038	55,753	409,969	1,515,085	715,224
2031	37,960	22,776	2,049,825	70,891	76,513	409,965	1,492,456	637,760
2032	38,064	22,838	2,055,447	71,766	55,764	411,089	1,516,828	586,735
2033	37,960	22,776	2,049,836	72,776	55,753	409,967	1,511,340	529,199
2034	37,960	22,776	2,049,826	73,409	55,753	409,965	1,510,699	478,834
2035	37,637	22,582	2,032,386	73,658	55,720	406,477	1,496,531	429,381
2036	37,085	22,251	2,002,600	73,432	55,664	400,520	1,472,984	382,566
2037	35,806	21,483	1,933,514	71,977	55,534	386,703	1,419,300	333,682
2038	35,518	21,311	1,917,993	71,780	3,605	383,599	1,459,009	310,504
2039	35,309	21,185	1,906,663	71,123	3,584	381,332	1,450,624	279,457
2040	35,281	21,169	1,905,174	70,012	3,581	381,035	1,450,546	252,954
2041	34,732	20,839	1,875,501	69,016	3,525	375,100	1,427,860	225,396
2042	33,846	20,307	1,827,673	67,621	3,435	365,534	1,391,083	198,776
2043	33,497	20,098	1,808,828	67,177	3,400	361,766	1,376,485	178,046
2044	33,224	19,934	1,794,094	66,835	3,372	358,819	1,365,068	159,833
2045	32,160	19,296	1,736,638	65,785	8,454	347,327	1,315,072	139,384
2046	30,963	18,578	1,672,007	64,138	3,143	334,402	1,270,324	121,879
2047	30,037	18,022	1,621,985	62,926	3,049	324,397	1,231,613	106,964
Subtotal	**900,927**	**540,553**	**48,649,942**	**1,723,127**	**869,945**	**9,729,987**	**36,326,883**	**13,709,954**
Remaining	662,218	590,333	53,130,111	4,237,031	99,871	10,626,019	38,167,190	869,999
Total	**1,563,145**	**1,130,886**	**101,780,053**	**5,960,158**	**969,816**	**20,356,006**	**74,494,073**	**14,579,953**

Notes:

1. Reserves were estimated using the Base Case, and quantities in the sensitivity cases should not be confused with reserves.
2. Probable quantities and values for probable quantities have not been risk adjusted to make them comparable to proved quantities and values for proved quantities.

Present Worth at (10^3U.S.$)	
5 Percent	26,003,942
8 Percent	17,777,961
9 Percent	16,029,357
12 Percent	12,430,491
15 Percent	9,979,754

[illegible]

TABLE A-85
PROJECTION of 3P RESERVES and REVENUE
as of
DECEMBER 31, 2022
attributable to
ABU DHABI NATIONAL OIL COMPANY
in the
UNITED ARAB EMIRATES
SAHIL FIELD

High Price Case

			ADNOC					
	Oil Quantities (10^3bbl)		Future Gross Revenue	Operating Expenses	Capital and Abandonment Costs	Royalties	Future Net Revenue	Net Present Value at 10 Percent
Year	Gross	Net	(10^3U.S.$)	(10^3U.S.$)	(10^3U.S.$)	(10^3U.S.$)	(10^3U.S.$)	(10^3U.S.$)
2023	37,960	22,776	2,049,840	65,238	18,930	409,968	1,555,704	1,474,614
2024	38,064	22,838	2,055,456	66,022	81,219	411,091	1,497,124	1,284,575
2025	37,960	22,776	2,049,840	67,441	76,020	409,968	1,496,411	1,162,260
2026	37,960	22,776	2,049,835	67,280	34,500	409,967	1,538,088	1,081,394
2027	37,960	22,776	2,049,845	68,199	34,500	409,969	1,537,177	978,312
2028	38,064	22,838	2,055,456	68,401	60,459	411,091	1,515,505	873,094
2029	37,960	22,776	2,049,835	69,225	55,260	409,967	1,515,383	790,272
2030	37,960	22,776	2,049,845	69,831	55,260	409,969	1,514,785	715,082
2031	37,960	22,776	2,049,825	70,825	76,020	409,965	1,493,015	637,998
2032	38,064	22,838	2,055,447	71,577	55,269	411,089	1,517,512	587,000
2033	37,960	22,776	2,049,836	72,683	55,260	409,967	1,511,926	529,404
2034	37,960	22,776	2,049,826	73,301	55,260	409,965	1,511,300	479,024
2035	37,960	22,776	2,049,836	73,898	55,260	409,967	1,510,711	433,450
2036	38,064	22,838	2,055,447	74,759	55,269	411,089	1,514,330	393,304
2037	37,960	22,776	2,049,826	75,137	55,260	409,965	1,509,464	354,880
2038	37,637	22,582	2,032,386	75,585	3,332	406,477	1,546,992	329,228
2039	36,984	22,190	1,997,123	74,964	3,274	399,425	1,519,460	292,718
2040	35,904	21,542	1,938,817	73,579	3,178	387,763	1,474,297	257,096
2041	35,518	21,311	1,917,993	73,005	3,144	383,599	1,458,245	230,192
2042	35,309	21,185	1,906,663	72,357	3,126	381,332	1,449,848	207,173
2043	35,185	21,111	1,899,974	71,243	3,115	379,995	1,445,621	186,989
2044	35,102	21,061	1,895,520	70,622	3,107	379,104	1,442,687	168,921
2045	35,243	21,146	1,903,139	71,072	8,310	380,628	1,443,129	152,957
2046	35,217	21,130	1,901,739	70,942	3,117	380,348	1,447,332	138,861
2047	35,189	21,113	1,900,179	70,945	3,115	380,036	1,446,083	125,591
Subtotal	**927,104**	**556,259**	**50,063,528**	**1,778,131**	**860,564**	**10,012,704**	**37,412,129**	**13,864,389**
Remaining	934,950	839,680	75,570,921	5,207,204	123,882	15,114,182	55,125,653	1,195,994
Total	**1,862,054**	**1,395,939**	**125,634,449**	**6,985,335**	**984,446**	**25,126,886**	**92,537,782**	**15,060,383**

Notes:
1. Reserves were estimated using the Base Case, and quantities in the sensitivity cases should not be confused with reserves.
2. Probable and possible quantities and values for probable and possible quantities have not been risk adjusted to make them comparable to proved quantities and values for proved quantities.

Present Worth at (10^3U.S.$)	
5 Percent	28,383,367
8 Percent	18,657,056
9 Percent	16,675,774
12 Percent	12,757,753
15 Percent	10,105,172

[illegible]

TABLE A-86
PROJECTION of 1P RESERVES and REVENUE
as of
DECEMBER 31, 2022
attributable to
ABU DHABI NATIONAL OIL COMPANY
in the
UNITED ARAB EMIRATES
SHAH FIELD

High Price Case

			ADNOC					
	Oil Quantities (10^3bbl)		Future Gross Revenue	Operating Expenses	Capital and Abandonment Costs	Royalties	Future Net Revenue	Net Present Value at 10 Percent
Year	Gross	Net	(10^3U.S.$)	(10^3U.S.$)	(10^3U.S.$)	(10^3U.S.$)	(10^3U.S.$)	(10^3U.S.$)
2023	25,642	15,385	1,384,668	49,175	40,393	276,934	1,018,166	965,095
2024	25,408	15,245	1,372,049	49,925	76,686	274,410	971,028	833,170
2025	23,454	14,072	1,266,521	50,098	34,856	253,304	928,263	720,980
2026	21,198	12,719	1,144,705	49,931	13,739	228,941	852,094	599,088
2027	19,435	11,661	1,049,512	49,433	18,650	209,902	771,527	491,026
2028	17,941	10,764	968,799	49,035	85,883	193,760	640,121	368,779
2029	16,559	9,936	894,202	47,363	2,624	178,840	665,375	346,993
2030	15,357	9,214	829,294	46,945	85,473	165,859	531,017	250,676
2031	14,600	8,760	788,400	46,300	23,073	157,680	561,347	239,876
2032	14,277	8,566	770,959	46,404	95,682	154,192	474,681	183,615
2033	13,688	8,213	739,125	45,596	12,549	147,825	533,155	186,685
2034	13,323	7,994	719,415	45,610	38,441	143,883	491,481	155,781
2035	12,958	7,775	699,705	44,957	2,053	139,941	512,754	147,118
2036	12,470	7,482	673,400	44,173	1,976	134,680	492,571	127,931
2037	12,109	7,265	653,887	44,071	1,919	130,777	477,120	112,172
2038	11,808	7,085	637,636	43,461	1,871	127,527	464,777	98,913
2039	11,652	6,991	629,200	43,163	1,846	125,840	458,351	88,299
2040	11,509	6,906	621,511	42,913	1,824	124,302	452,472	78,905
2041	11,324	6,794	611,497	42,737	1,794	122,299	444,667	70,193
2042	11,118	6,671	600,383	42,369	1,762	120,077	436,175	62,326
2043	10,959	6,575	591,787	42,242	1,737	118,357	429,451	55,549
2044	10,791	6,475	582,730	41,655	1,710	116,546	422,819	49,507
2045	10,120	6,072	546,504	39,881	1,604	109,301	395,718	41,942
2046	9,902	5,941	534,734	39,158	1,569	106,947	387,060	37,136
2047	9,414	5,649	508,370	38,455	1,492	101,674	366,749	31,852
Subtotal	**367,016**	**220,210**	**19,818,993**	**1,125,050**	**551,206**	**3,963,798**	**14,178,939**	**6,343,607**
Remaining	291,242	268,762	24,188,599	2,671,442	70,978	4,837,722	16,608,457	269,706
Total	**658,258**	**488,972**	**44,007,592**	**3,796,492**	**622,184**	**8,801,520**	**30,787,396**	**6,613,313**

Note: Reserves were estimated using the Base Case, and quantities in the sensitivity cases should not be confused with reserves.

Present Worth at (10^3U.S.$)	
5 Percent	10,602,717
8 Percent	7,743,580
9 Percent	7,128,760
12 Percent	5,853,594
15 Percent	4,913,602

TABLE A-87
PROJECTION of 2P RESERVES and REVENUE
as of
DECEMBER 31, 2022
attributable to
ABU DHABI NATIONAL OIL COMPANY
in the
UNITED ARAB EMIRATES
SHAH FIELD

High Price Case

ADNOC

Year	Oil Quantities (10^3bbl) Gross	Oil Quantities (10^3bbl) Net	Future Gross Revenue (10^3U.S.$)	Operating Expenses (10^3U.S.$)	Capital and Abandonment Costs (10^3U.S.$)	Royalties (10^3U.S.$)	Future Net Revenue (10^3U.S.$)	Net Present Value at 10 Percent (10^3U.S.$)
2023	25,550	15,330	1,379,673	43,948	39,413	275,935	1,020,377	967,191
2024	25,690	15,414	1,387,238	44,806	75,760	277,448	989,224	848,783
2025	25,550	15,330	1,379,678	44,953	34,223	275,936	1,024,566	795,779
2026	25,549	15,329	1,379,646	45,634	13,463	275,929	1,044,620	734,448
2027	25,545	15,327	1,379,414	46,631	18,653	275,883	1,038,247	660,776
2028	25,712	15,427	1,388,462	53,443	86,143	277,693	971,183	559,507
2029	25,011	15,007	1,350,619	53,297	3,018	270,124	1,024,180	534,110
2030	23,151	13,891	1,250,155	53,997	85,834	250,031	860,293	406,117
2031	20,924	12,555	1,129,913	53,395	23,285	225,983	827,250	353,502
2032	19,237	11,542	1,038,788	52,623	95,741	207,758	682,666	264,067
2033	17,660	10,596	953,667	50,776	12,511	190,733	699,647	244,982
2034	16,345	9,807	882,647	49,093	38,302	176,530	618,722	196,111
2035	15,159	9,095	818,578	47,396	1,829	163,715	605,638	173,768
2036	14,451	8,670	780,344	46,548	1,744	156,069	575,983	149,595
2037	14,054	8,432	758,917	45,652	1,696	151,783	559,786	131,607
2038	13,511	8,106	729,574	44,697	1,630	145,915	537,332	114,354
2039	13,150	7,890	710,119	44,506	1,587	142,024	522,002	100,561
2040	12,825	7,695	692,555	44,118	1,548	138,511	508,378	88,654
2041	12,276	7,365	662,882	43,399	1,481	132,577	485,425	76,627
2042	12,178	7,307	657,603	43,303	1,470	131,521	481,309	68,776
2043	12,143	7,286	655,718	43,295	1,465	131,144	479,814	62,063
2044	12,229	7,337	660,343	43,589	1,476	132,068	483,210	56,578
2045	12,179	7,307	657,659	43,618	1,470	131,532	481,039	50,985
2046	12,101	7,261	653,447	43,610	1,460	130,690	477,687	45,831
2047	12,104	7,262	653,594	43,713	1,461	130,719	477,701	41,488
Subtotal	**444,284**	**266,568**	**23,991,233**	**1,170,040**	**546,663**	**4,798,251**	**17,476,279**	**7,726,260**
Remaining	469,311	436,181	39,256,454	3,619,639	87,729	7,851,293	27,697,793	444,541
Total	**913,595**	**702,749**	**63,247,687**	**4,789,679**	**634,392**	**12,649,544**	**45,174,072**	**8,170,801**

Notes:
1. Reserves were estimated using the Base Case, and quantities in the sensitivity cases should not be confused with reserves.
2. Probable quantities and values for probable quantities have not been risk adjusted to make them comparable to proved quantities and values for proved quantities.

Present Worth at (10^3U.S.$)	
5 Percent	13,799,583
8 Percent	9,715,089
9 Percent	8,869,961
12 Percent	7,174,066
15 Percent	5,917,103

[illegible]

TABLE A-88
PROJECTION of 3P RESERVES and REVENUE
as of
DECEMBER 31, 2022
attributable to
ABU DHABI NATIONAL OIL COMPANY
in the
UNITED ARAB EMIRATES
SHAH FIELD

High Price Case

			ADNOC					
	Oil Quantities (10^3bbl)		Future Gross Revenue	Operating Expenses	Capital and Abandonment Costs	Royalties	Future Net Revenue	Net Present Value at 10 Percent
Year	Gross	Net	(10^3U.S.$)	(10^3U.S.$)	(10^3U.S.$)	(10^3U.S.$)	(10^3U.S.$)	(10^3U.S.$)
2023	25,550	15,330	1,379,673	43,948	38,947	275,935	1,020,843	967,633
2024	25,690	15,414	1,387,238	44,806	75,291	277,448	989,693	849,186
2025	25,550	15,330	1,379,678	44,953	33,757	275,936	1,025,032	796,141
2026	25,549	15,329	1,379,646	45,634	12,997	275,929	1,045,086	734,776
2027	25,545	15,327	1,379,414	46,631	18,186	275,883	1,038,714	661,073
2028	25,619	15,372	1,383,453	53,317	85,664	276,691	967,781	557,547
2029	25,619	15,372	1,383,448	54,121	2,624	276,689	1,050,014	547,582
2030	25,550	15,330	1,379,678	57,250	85,657	275,936	960,835	453,581
2031	25,549	15,329	1,379,646	59,666	23,377	275,929	1,020,674	436,157
2032	25,615	15,369	1,383,194	61,271	96,043	276,639	949,241	367,183
2033	25,550	15,330	1,379,678	61,474	12,997	275,936	1,029,271	360,402
2034	25,549	15,329	1,379,646	61,573	38,947	275,929	1,003,197	317,975
2035	25,545	15,327	1,379,414	61,480	2,616	275,883	1,039,435	298,233
2036	25,712	15,427	1,388,462	61,819	2,633	277,693	1,046,317	271,751
2037	25,339	15,203	1,368,301	60,888	2,595	273,660	1,031,158	242,428
2038	23,454	14,072	1,266,521	58,417	2,402	253,304	952,398	202,688
2039	21,198	12,719	1,144,705	55,252	2,171	228,941	858,341	165,356
2040	19,489	11,693	1,052,387	53,061	1,996	210,478	786,852	137,216
2041	17,892	10,735	966,152	51,162	1,832	193,231	719,927	113,645
2042	16,559	9,936	894,202	49,362	1,696	178,840	664,304	94,924
2043	15,357	9,214	829,294	47,668	1,573	165,859	614,194	79,445
2044	14,640	8,784	790,560	46,998	1,499	158,112	583,951	68,374
2045	14,238	8,543	768,852	46,511	1,458	153,770	567,113	60,108
2046	13,688	8,213	739,125	45,795	1,402	147,825	544,103	52,203
2047	13,323	7,994	719,415	45,341	1,364	143,883	528,827	45,928
Subtotal	**553,369**	**332,021**	**29,881,782**	**1,318,398**	**549,724**	**5,976,359**	**22,037,301**	**8,881,535**
Remaining	566,349	531,528	47,837,615	4,159,840	90,725	9,567,524	34,019,526	498,937
Total	**1,119,718**	**863,549**	**77,719,397**	**5,478,238**	**640,449**	**15,543,883**	**56,056,827**	**9,380,472**

Notes:
1. Reserves were estimated using the Base Case, and quantities in the sensitivity cases should not be confused with reserves.
2. Probable and possible quantities and values for probable and possible quantities have not been risk adjusted to make them comparable to proved quantities and values for proved quantities.

Present Worth at (10^3U.S.$)	
5 Percent	16,512,351
8 Percent	11,340,803
9 Percent	10,267,957
12 Percent	8,122,062
15 Percent	6,538,702

[illegible]

APPENDIX E – INDUSTRY CONSULTANT REPORT

Wood Mackenzie

December 2024

Industry Consultant Report

Contents

1. Introduction to this Document 3
2. Macroeconomic and Energy Trends 4
3. Oil and Petroleum Products Demand 9
4. Upstream supply 15
5. Role of Hydrocarbons in the UAE 21

1. Introduction to this Document

ADNOC has engaged Wood Mackenzie to provide a summary of existing Wood Mackenzie market research data and perspectives for its planned Sukuk issuance. ADNOC had requested specific market trends data and narrative based on Wood Mackenzie's published research in the following areas:

- Macroeconomic and Energy Trends
- Oil and Petroleum Product Demand Trends
- Upstream Supply Trends
- Role of Hydrocarbons in the UAE

This report contains a summary of relevant market analysis in these areas, drawing upon a wide range of Wood Mackenzie's published research products.

The report captures the key elements of the oil market and the impacts that have been felt from the Energy Transition, global economic conditions and geopolitical conflicts.

Where necessary, the associated data has a date stamp. In most instances, the date stamp is H2 2024, which reflects the most up-to-date consistent outlook information published by Wood Mackenzie; however, in a few cases, the date stamp may vary, which reflects the vintage of the specific data.

2. Macroeconomic and Energy Trends

With the global population rising to 9.6 billion and global GDP growing to US$172 trillion (at constant 2015 prices) by 2050, global energy demand will continue to grow, with hydrocarbons continuing to account for the largest share of demand. However, the coming decades will see global population growth slow down to -0.7% compounded annual growth rate (CAGR) until 2050, compared to 1.1% in the previous decade (2010-2024). Following the economic shock caused by Covid-19, global GDP growth is on track to for a rebound of 2.7% CAGR in the current decade (2024 to 2030); however, this growth will slow down to 2.2% CAGR between 2030 and 2050 as population growth and the global pace of expansion of working-age population slows down. A key defining factor shaping the next two decades will be the pace of energy transition. The overall impact of these demand and supply phenomena is that primary energy demand will grow at a CAGR of 0.6% (2025 to 2035). However, demand is expected to start declining after 2035 with the CAGR (2035-2050) of -0.3%. These forecasts assume that supply will continue to satisfy this demand.

Three primary drivers impact longer term energy market trends: population, economic growth, and pace of energy transition

1. Population

While the global population is slated to grow by ~1.8bn from 2020 levels by 2050, sizable slowdown in Asia and OECD growth rates will profoundly impact the overall population mix. In the future, population growth will primarily come from Africa, which will continue to grow at ~1.9% p.a., and the Middle East, which will grow at ~1.3% until 2050. Europe will see its population decline, while Russia and the Caspian and the Americas will see population almost stagnate (~0.2-0.3% CAGR growth). The two most populous countries, China and India, will see population growth slow down to -0.45% and 0.6%, respectively, by 2050. Globally, the increase in the working-age population will slow down to 0.5% as fertility rates have declined sharply since 1960.

Figure 1: Global population forecast, and population split by region (2020 – 2050)

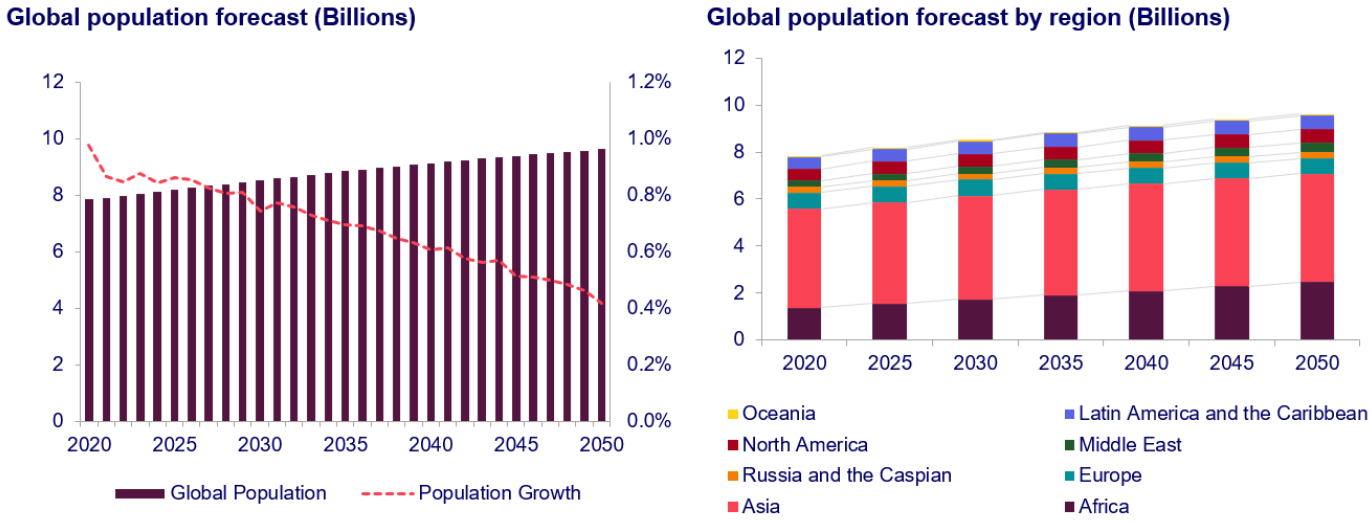

Source: United Nations, Department of Economic and Social Affairs, Population Division (2024). World Population Prospects: The 2024 Revision. Wood Mackenzie Q4 2024

2. Economic Growth

Despite elevated inflation and higher interest rates, the global economy has performed robustly in 2023 and in 2024 to date, with the US and China beating market expectations in the third quarter. Global GDP grew by 2.8% in 2023 down from 3.2% in 2022.

We forecast global GDP growth to hold steady at 2.7% in 2024. We expect 2024 to be a pivotal year, as consumption rebalances from services to goods and investment accelerates with easing monetary conditions. These drivers and the inventory cycle will aid recovery in industrial production, which slumped to 1.3% growth in 2023.

A pivot to investment and industrial production (IP) will gain momentum, and it is expected that IP growth will outpace GDP growth in 2025 and 2026. Consumption and services growth will moderate from the robust levels of 2023 and 2024. We expect industrial production to grow by 2.1% in 2024 and 3.2% in 2025.

Figure 2: Global GDP (US$ Tn- constant at 2015 prices) and Annual Growth (%); 2010-2050

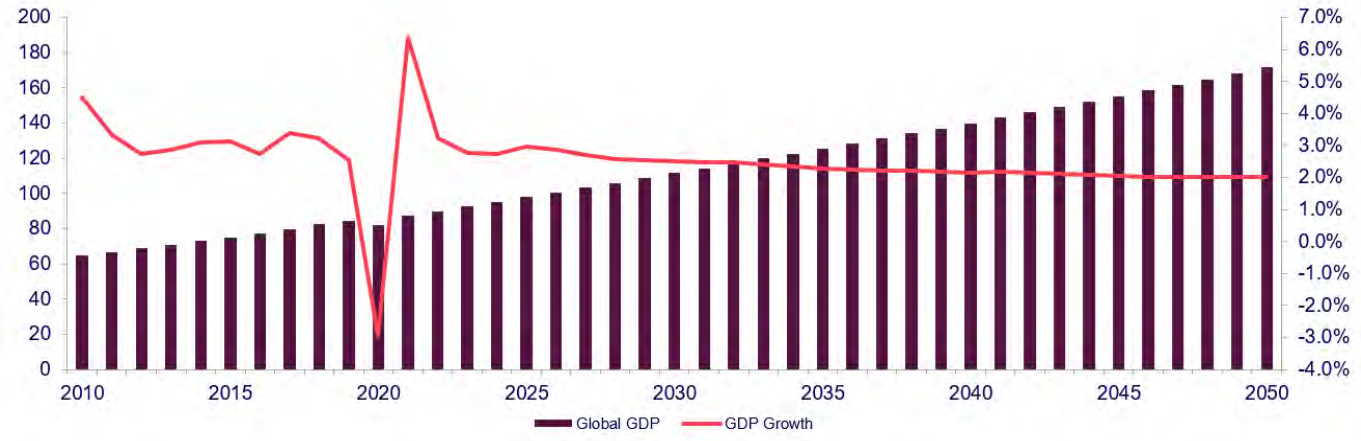

Source: World Bank, United States Bureau of Economic Analysis, Various National Statistical Offices, Wood Mackenzie Q4 2024

Non-macroeconomic risks such as geopolitical shocks remain high and have intensified since H1 2023 after the outbreak of the Israel-Hamas and Israel-Hezbollah conflicts. Political uncertainty was also high with pivotal elections this year, with outcomes such as the UK and US elections guiding the paths for fiscal and trade policy.

Interest rate cuts in developed economies may be gradual and tempered if inflation remains sticky. Any cuts will be incremental as major central banks balance the final mile of getting inflation back to target rates while avoiding any final disappointment. A small rate cut was announced by the Federal Reserve just after the US election to control the inflation and arrest some of the downfall in the market. We expect a rebalancing of growth drivers in the year ahead that will see services' contribution soften while industrial production picks up. Consumers will also divert some spending back towards goods.

China's economy grew by 5.3% year-on-year in Q1 2024, helped by a rally in industrial production. However, the growth may not last the whole year and overall GDP growth is expected to be 4.9% in 2024. This is primarily because the momentum in industrial growth may not be sustainable with weakening industrial production, a large property crisis and softening retail sales. However, based on the recent stimulus package that China issued for both monetary and fiscal relief, it is forecasted that their economy would be back at ~5% growth next year.

India is the top performing major economy as government investment in the pre-election year drove growth in India in 2023. Consumer expectations continue to improve. Following the election, the government's efforts to strengthen infrastructure through public capex will continue and attract more investment in the private sector. The BJP and its coalition partners are aligned on key economic policies on government investment. India's GDP is forecast to grow by 6.8% in 2024, a brief slowdown based on the last quarter's performance, and it is expected to remain at a similar level through 2025 before reaching 6.5% in 2026.

The outlook for other Asian economies is mixed. Pakistan and Sri Lanka are mired in an economic crisis. While trade-orientated economies like Singapore, South Korea, Taiwan and Vietnam have all felt the lacklustre global demand for goods in the past year, there are cyclical and structural factors which will support growth. First, as developed economies rotate back to goods demand, exports and industrial production should improve. Second, the US-China trade decoupling and global trade restructure stands to benefit the ASEAN economies. Amid demographic headwinds from a shrinking population and given its high level of development, Japan's growth potential is much lower than that of emerging nations in Asia. GDP growth in Japan is expected to be negligible in 2024 and ~1% in 2025.

The US economy made a stronger recovery from the pandemic than previously thought. The US Bureau of Economic Analysis (BEA) revised historical GDP for 2021 to 2023, showing that economic output was 1.1% higher in 2023 than initially reported – that momentum has continued through 2024. H1 2024 saw robust growth supported by strong consumption of services coupled with real wage growth and households dipping into their saving. Our forecast for US

GDP is 2.7% for 2024. However, with Trump returning to the White House, presumably implementing 10% tariff across the board and 60% on Chinese imports, we expect the US economy will slow down in 2025. In the longer term, the US GDP CAGR from 2030 to 2050 will be 1.6%.

In 2024, global gross domestic product (GDP) will expand by 2.7% on strong growth in the services sector and consumption. The upgrade to historic US GDP boosted global growth in 2023 to 2.8%, providing a favorable base effect for the forecast. Global economic growth will accelerate to ~3.0% in 2025.

Europe is the worst-performing region in the global economy. We forecast growth to pick up in 2024, but it will remain soft. France and the UK are slightly ahead in their recoveries. But this is a search for silver linings in a woeful economic performance over the past three years for Europe's major economies. Although Germany and the UK beat expectations to exit recession in Q1 2024, we do not expect significant growth to continue to the end of the year due to limited wage and employment growth, tight fiscal stance and weak productivity. France has outperformed the UK and Germany, owing to its relatively large services sector. But of the 'Big 5' economies, it is Spain that has topped the class, with a GDP growth of 2.5% in 2023, thanks to strong services and tourism. We forecast GDP growth of 3.1% in 2024 for Spain before slowing to 1.8% over the next two years. We forecast the UK's GDP to grow by 1% in 2024 and 1.45% in 2025. After shrinking by 0.3%, Germany's GDP growth in Q1 took the economy above the pre-pandemic peak of Q4 2019. However, Germany's GDP is expected to remain at -0.1% in 2024, before growing by 1% in 2025.

Our base case assumes the Israel-Hamas conflict remains contained within Israel and the Palestinian territories with no major conflagration to the wider region. A ceasefire between Israel-Hezbollah may be temporary, however we assume this conflict does not spread across the wider region. The impact on oil prices has been muted and we assume that this will continue unless a significant escalation leads to disruption in Iran or major oil-producing nations in the region including conflict related to transit routes in and around the Red Sea. Such an escalation poses a downside risk to economic growth and could stoke inflation, resulting in prolonged high interest rates.

2022 saw two key pieces of legislation progress that could have far-reaching impacts on energy markets and the pace of energy transition. The first is the introduction of a carbon border adjustment mechanism (CBAM) by the European Union. This legislation comes into force through a transitional period 2023 to 2025, with the adjustment mechanism starting in 2026 for several nominated sectors and across all EU Emissions Trading System (ETS) sectors by 2030. The CBAM will equalize carbon costs of EU and non-EU products with a carbon price imposed on the import of certain goods into the EU, with EU producers paying the same carbon price as they will no longer receive free allowances. The mechanism could be a strong incentive for all countries to introduce carbon prices and potentially push the development of a global carbon market that could reshape global trade patterns with additional carbon liabilities.

The second legislation is the US Inflation Reduction Act (IRA). The Act contains nearly US$400 billion in new spending aimed at boosting clean energy. The aim is to spur investments in zero carbon power generation supply, emissions reduction technology and energy affordability programs, the IRA is one of largest public investment proposals for the United States energy sector in history. It establishes new incentives for low-carbon hydrogen production, Carbon Capture Utilization and Storage (CCUS), methane emissions reductions, and both transportation and building electrification. Incentives accelerate technologies that can scale now and set the stage for emerging technologies to open longer dated decarbonization opportunities. The Act addresses high energy prices via a multi-faceted energy development plan on federal lands and waters. The Act would cement climate change as a priority for the world's largest economy and second-largest carbon emissions emitter.

A new Trump presidency however will have some impact on the scale of incentives provided to low-carbon technologies and projects. While a full repeal of the IRA is unlikely, we expect President-elect Trump to backtrack on parts of the IRA including potentially the US' net zero commitment and the administration could force Congress to re-examine some of the tax credits, financing mechanisms and bonus adders provided within the act.

3. The pace of energy transition

The pace of energy transition has had a turbulent 2022 and 2023. Whilst some legislation has moved forward, like the EU's Net Zero Industry Act and the IRA, there have been backward steps primarily because of Russia's invasion of Ukraine elevating security of supply concerns. This has been reflected in changes to corporate strategies and targets in 2023, as BP and Shell, in particular, moderate their pace of transition in favour of more commercially sound traditional businesses. Concerns around energy security are accelerating investment across the energy industry, with low-carbon sectors growing the fastest. However, high interest rates, cost inflation and supply chain issues may slow the pace of change to below what is required for global net zero.

After COP28 in 2023, one of the most eagerly anticipated events was COP 29 in the Baku Azerbaijan. Below are a few of the key takeaways from the event, which will continue to shape the evolution of the energy landscape over the coming years:

- **Finance Commitment Increases but Gaps Remain:** A new global climate finance goal of $300 billion annually by 2035 was agreed, tripling the prior commitment. However, this remains far below the $3.5 trillion annual investment needed to meet net-zero targets by 2050, with significant financing gaps for developing nations.

- **Operationalization of Loss and Damage Fund:** The fund designed to address climate-related impacts in vulnerable nations is set to become operational in 2025. Despite this milestone, no significant increase in funding was announced, with only $730 million currently allocated.

- **Breakthrough in Carbon Markets**: COP29 finalized key elements of Articles 6.2 and 6.4 of the Paris Agreement, enabling frameworks for voluntary and bilateral carbon trading. However, operational challenges, including methodology and infrastructure development, mean implementation will take at least two more years.

- **Role of Emerging Technologies**: Nations emphasized the adoption of carbon capture, utilization, and storage (CCUS), hydrogen, and nuclear energy for decarbonization. A global commitment was made to triple nuclear capacity by 2050, with the U.S. pledging an additional 200 GW of nuclear generation.

- **Tensions Highlight Challenges for Future COPs:** The prolonged negotiations at COP29 reflect growing geopolitical and economic challenges, including wars and trade tensions. These complexities will make raising and meeting NDC targets critical for COP30 in Brazil.

- **Progress but Rising Emissions Persist:** Despite advancements in finance and carbon markets, global emissions continue to rise. No nation is currently on track to meet its NDC targets, underscoring the urgency for increased ambition and rapid implementation.

- **Focus on Bilateral Carbon Market Agreements:** Countries like India highlighted green hydrogen and sustainable aviation fuels for bilateral trading under Article 6.2. This approach offers targeted support for emerging technologies and mobilizes international finance.

Under Wood Mackenzie's base case view, which is our reference case and represents the most likely outcome for the energy and resources world, corresponding to 2.5 ˚C warming, we forecast global energy demand by 2050 will grow to 15,677 Mtoe, a CAGR of 0.12% from the 2024 levels of 15,195 Mtoe. In addition to financial and demographic drivers, increases in energy efficiency and a faster pace of EV adoption will be critical factors in the demand growth trajectory in the next decade.

While the re-entry of the United States into the Paris Accord and COP 28 renewed global interest in energy transition, hydrocarbon demand continues to show resilience, albeit its share is slowly reducing. Compared with 2020, where the percentage of hydrocarbons (oil, gas and coal) accounted for 81.6% of the energy demand, by 2050, hydrocarbon share will drop to 62.4% of the energy mix. This fall can be attributed to the rise of renewable energy within the transport and power sectors. By 2050, renewables (non-nuclear, hydro, and bio energy) will account for 28.6% of the energy mix.

By 2050, the energy supplied by renewables (solar and wind) will have increased to 2,672 Mtoe. The penetration of solar and wind will be most prominent within the power sector. However, in our pledges scenario (equivalent to global warming of 2°C), renewables' (non-nuclear, hydro, and bio energy) share would increase to 39% of the overall energy mix and solar and wind would account for 65% of the power capacity by 2050. But, this scenario is aligned with net zero pledges announced in the run-up to COP28. It quantifies and incorporates the policy response to the current energy crisis, and geopolitical challenges facing the global economy.

In our base case, hydrocarbons show strong resilience, with gas showing more strength than oil. Gas demand is expected to grow at a higher CAGR between 2020 to 2040 compared to oil. Peak demand for gas is expected to be reached around 2040, with the industrial sector showing the most substantial resistance to renewables. After 2037 the transition to renewables will become more profound. Coal will be the first significant hydrocarbon fuel to feel the impact of the energy transition, with overall demand peaking in 2023, after which the effect of the Paris Agreement will see closures of several coal plants across OECD and then non-OECD countries. It is worth pointing out that Russia's invasion of Ukraine has put a strain on the timetable for phasing out coal, peak demand was previously forecast to be 2022.

From an upstream perspective, the industry must adapt to this shifting energy landscape and a world in which future oil demand and price remain uncertain.

Figure 3: Total Primary Energy Demand by fuel (Mtoe) (Base Case Outlook consistent with 2.5°C global warming)

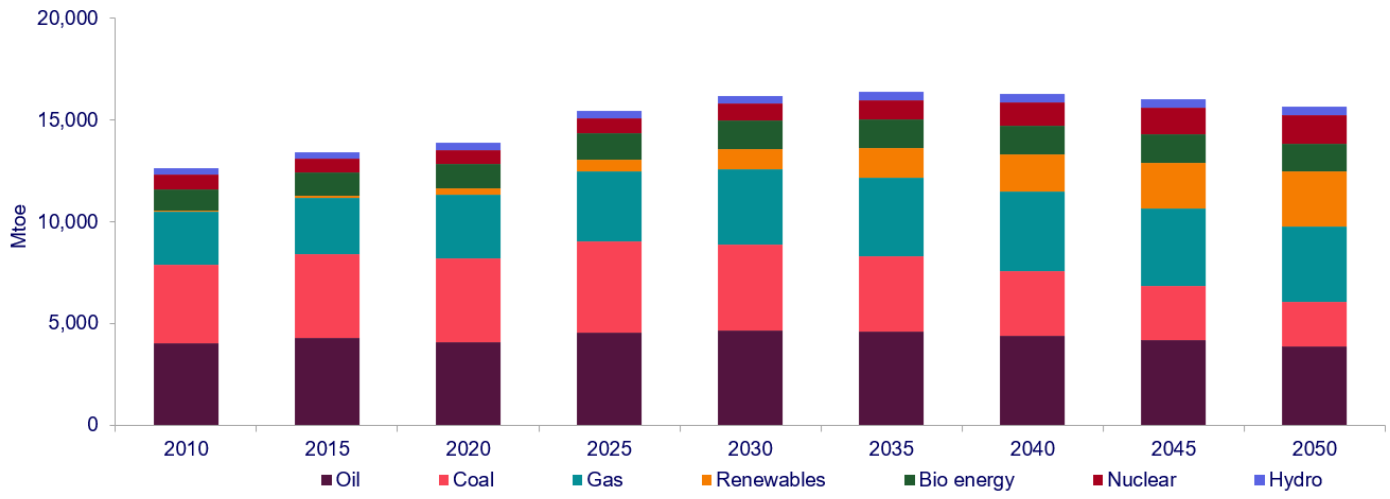

Source: Wood Mackenzie Energy Transition - Advanced Tool (Energy Transition Outlook, October 2024)

3. Oil and Petroleum Products Demand

Global Oil Demand

With GDP growth of 6.4% in 2021, 3.2% in 2022, 2.8% in 2023 (after the revision), and an expected growth of 2.7% in 2024, short-term global economic growth, albeit weaker vs. 2021, will continue to support a positive trend in oil demand. All fuels have returned to pre-Covid levels except jet fuel which will reach 2019 levels during 2025.

Over the long term, global oil markets will face several opposing dynamics; while a growing population, an affluent middle class, and a rebound in economic growth will pull demand higher, the defining factor for global oil demand will be how soon countries and companies address environmental concerns, how quickly new technologies displace hydrocarbons and how quickly the world transitions to low-carbon or zero-carbon fuels. Specifically, the light vehicles sector stands on the front line of the global energy transition. The path ahead for liquids demand depends critically on the evolution of demand in this sector. We expect light vehicle stock to grow by nearly 50% from 2023 to 2050, crossing 2bn by 2050, while at the same time, the share of EVs and AEVs is forecast to rise from the current 4.4% to 48% of the global light vehicle fleet. In addition, vehicle efficiency gains, hybridization and other alternative fuels will play a growing role in the decline in the demand for liquids in light vehicles.

In our long-term outlook, global liquids demand is set to peak by 2031 at 108.7 mmb/d and then plateau before declining. By 2040, the demand for liquids will be reduced to 103.8 mmb/d. However, after 2041, the transition accelerates at a much faster pace, with global demand losing just over 1 mmb/d on an annual basis until 2050, reducing to 92.0 mmb/d.

Figure 4: Global Liquids Demand (2010-2050)

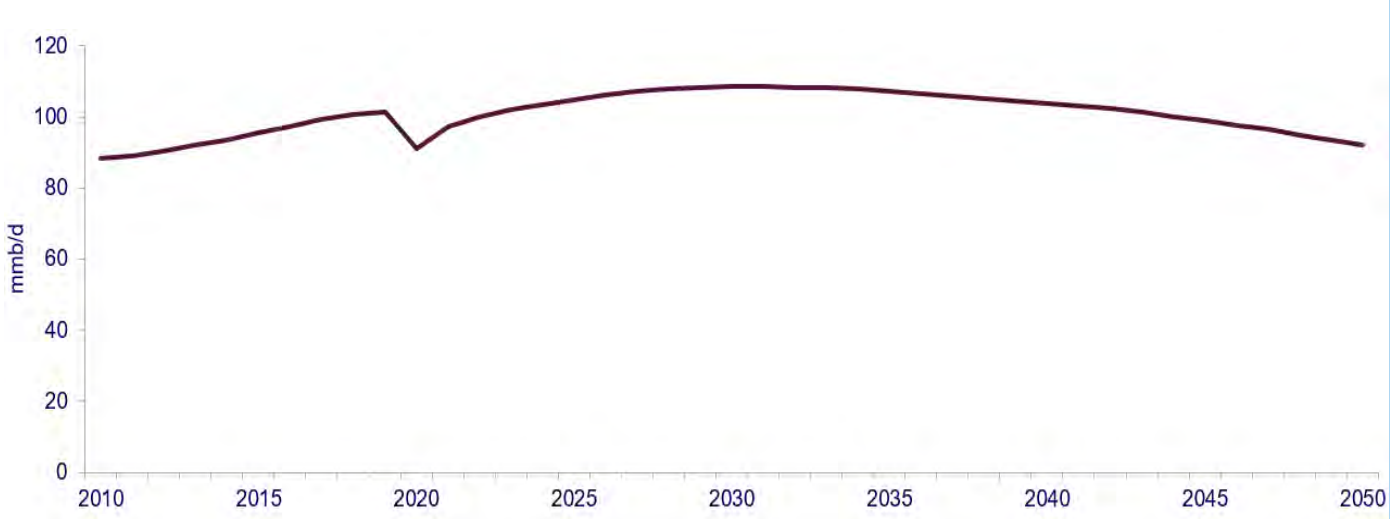

Source: Wood Mackenzie Macro Oils Investment Horizon Outlook, November 2024

As the mitigating effects mount from efforts to decarbonize by reducing the dependence on oil, it curbs liquids demand growth and eventually flatters the demand curve.

Refined Products Demand

Our estimates suggest that global liquids demand will peak in 2031. Between 2024 and 2031, refined products demand is slated to grow at a CAGR of 0.9%, which is led by solid demand for naphtha feedstock for petrochemicals and jet/kerosene demand, both driven by growth in rising income levels within Asia. However, this growth turns negative post 2031 due to the accelerated energy transition within the transport sector. This weakening in transport demand will lead to a faster pace of declining demand for gasoline, diesel, and fuel oil. By the end of 2040, the petrochemical and aviation sectors will be the only sectors demonstrating continued growth in demand for refined products (naphtha and jet fuel), while all other sectors/products will enter a stage of stagnation or decline.

Figure 5: Global Refined Products Demand by fuel and sector (2010-2050)

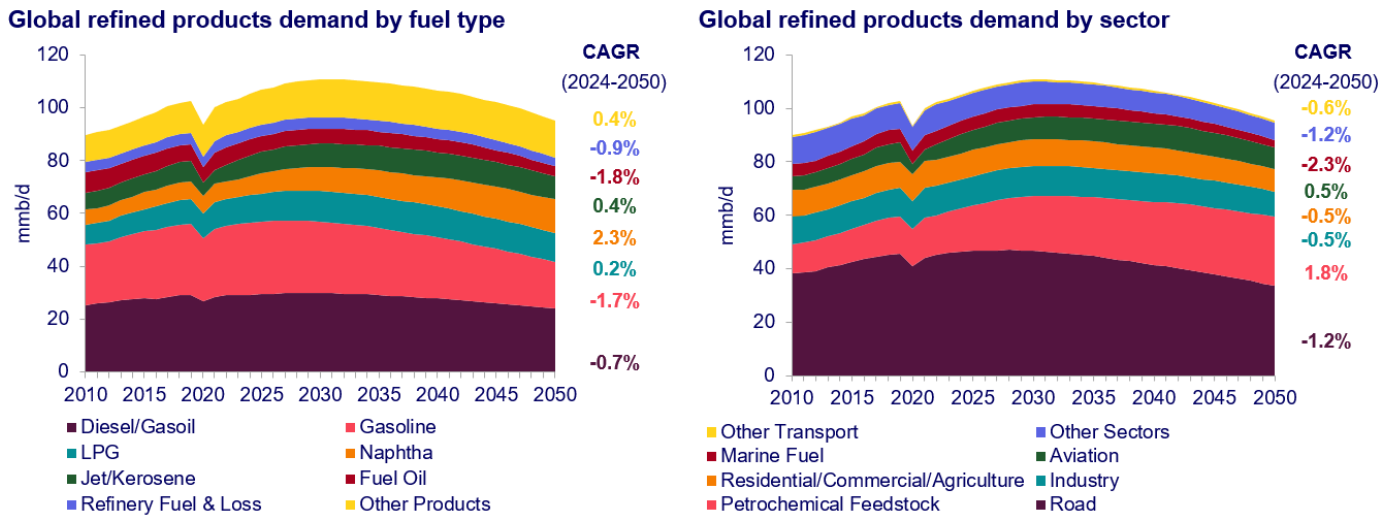

Source: Wood Mackenzie Global Product Market Investment Horizon Outlook, December 2024

Gasoline demand accounts for just over a quarter of the refined products market in 2024. Gasoline demand is expected to reach peak demand (27.6 mmb/d) in 2026, after which we will see a steady decline until 2050, when demand is expected to be 17.6 mmb/d. Two competing factors will impact gasoline demand: a) rise in car stock and b) vehicle electrification and efficiency gains.

The most considerable surge in light vehicle stock will be seen in the Asian markets. India will see its total stock of cars rise the most, followed by China and other Asian countries. While this will positively impact gasoline demand, the rise in EVs and improvement in engine efficiencies in ICE vehicles will curtail gasoline demand. In China, EV penetration will rise to over 90% by 2050. By 2050 EVs will account for 49.4% of the total stock of cars. Additionally, engine efficiency gains and hybridisation will further reduce the demand for gasoline.

Figure 6: Global split of car parc (by engine type); in million cars and percent of total fleet (2015 – 2050)

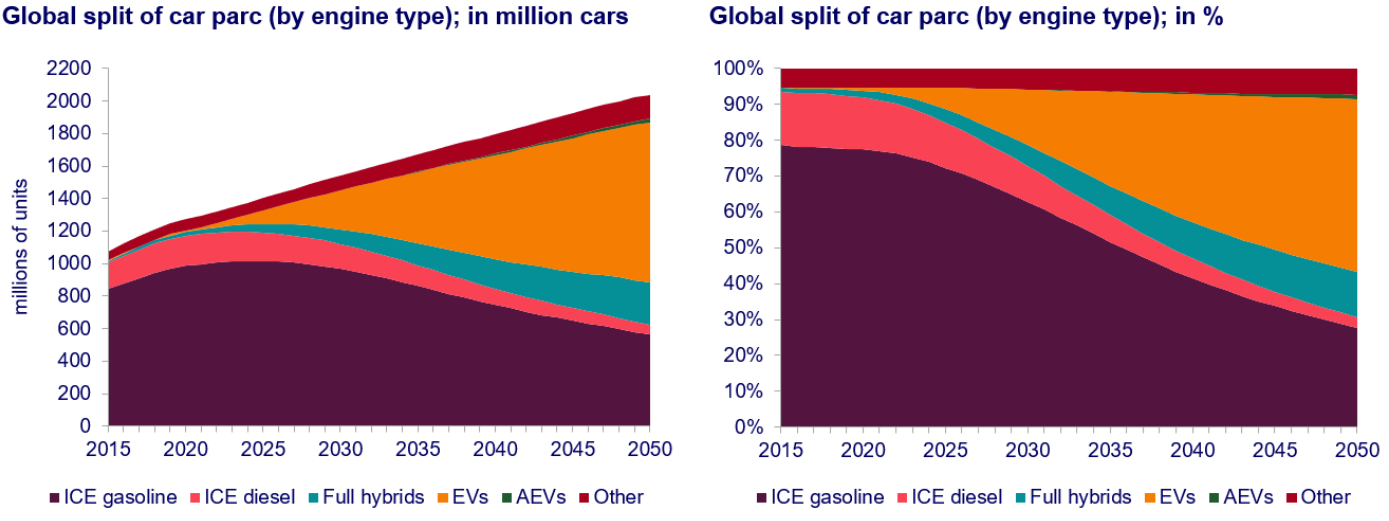

Source: Wood Mackenzie Macro Oils Investment Horizon Outlook, November 2024

Diesel/gasoil demand had been affected more by the weak manufacturing sector in 2024. As the global manufacturing sector is expected to see recovery in 2025, we expect stronger growth in this sector. It is expected to continue increasing until it reaches a plateau in the late 2020s. Demand for diesel/gasoil (excluding biofuels) will fall by ~5.7 million b/d from

2030 to 2050.

Global jet/kerosene demand continues to recover from the pandemic slowdown and is expected to return to pre-pandemic 2019 levels during 2025 The status of aviation in OECD countries shows air travel is returning to normal and strong growth in China continues. We project global jet/kerosene demand to continue to grow until 2041 reaching 9.6 mmb/d, after which it is forecasted to decline to 8.6 mmb/d by 2050

Petrochemical feedstock grows through to 2050, although rising plastic recycling rates slows growth, especially after the mid-2030s. We project that the overall demand for liquids from petrochemicals will grow by 9.6 mmb/d between 2024 and 2050. Naphtha is projected to grow by 5.5 mmb/d, and LPG demand is expected to largely plateau in the mid-2030s with just a 0.6 mmb/d gain to 2050.

Figure 7: Global Refined Products Demand by fuel (2010 - 2050)

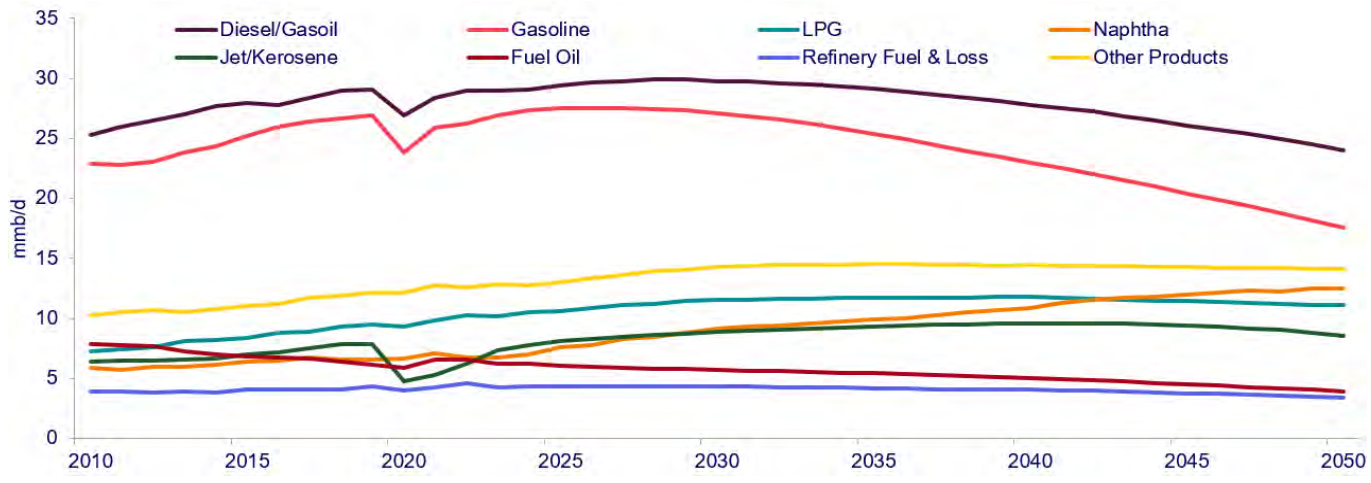

Source: Wood Mackenzie Global Product Market Investment Horizon Outlook, December 2024

On a regional basis, demand in the OECD (North America, Europe, and OECD Asia Pacific) declines after 2024, and the pace of decline accelerates over time, especially after 2040. Demand falls due to saturated vehicle ownership, efficiency gains, vehicle electrification and moderating economic growth with an aging population.

Among OECD countries, US liquids demand peaks by 2026 with demand for transport peaking in 2024. US light vehicle fuel demand falls by 7.5 million b/d from 2024 to 2050. This decline is driven principally by the shift of car sales to EVs. On the other hand, US petrochemical feedstock demand is forecast to rise by ~0.5 million b/d by 2035 and remains stable thereafter until 2050. Overall, we project US liquids demand to fall by 8.3 mmb/d between 2024 and 2050.

In Europe and OECD Asia Pacific (i.e., Japan, South Korea, Australia, and New Zealand), overall demand will fall by 6.6 mmb/d and 2.5 mmb/d by 2050 compared to 2024 levels. Significant efforts for decarbonization facilitate the decline in both regions. Most of this decline stems from the transport sector. In both Europe and OECD Asia Pacific, especially Japan, vehicle emission/fuel economy standards are used as the primary policy tool to encourage vehicle electrification. European policy goals lean towards EVs with a strict focus on tailpipe zero emissions. At the same time, Japan aims to manage lifecycle emission through a broader “xEVs” approach where hybrid electric vehicles (HEVs) are placed as a core green technology at least through 2035.

Figure 8: Liquids demand in OECD countries (United States, Europe and OECD Asia) (2010 - 2050)

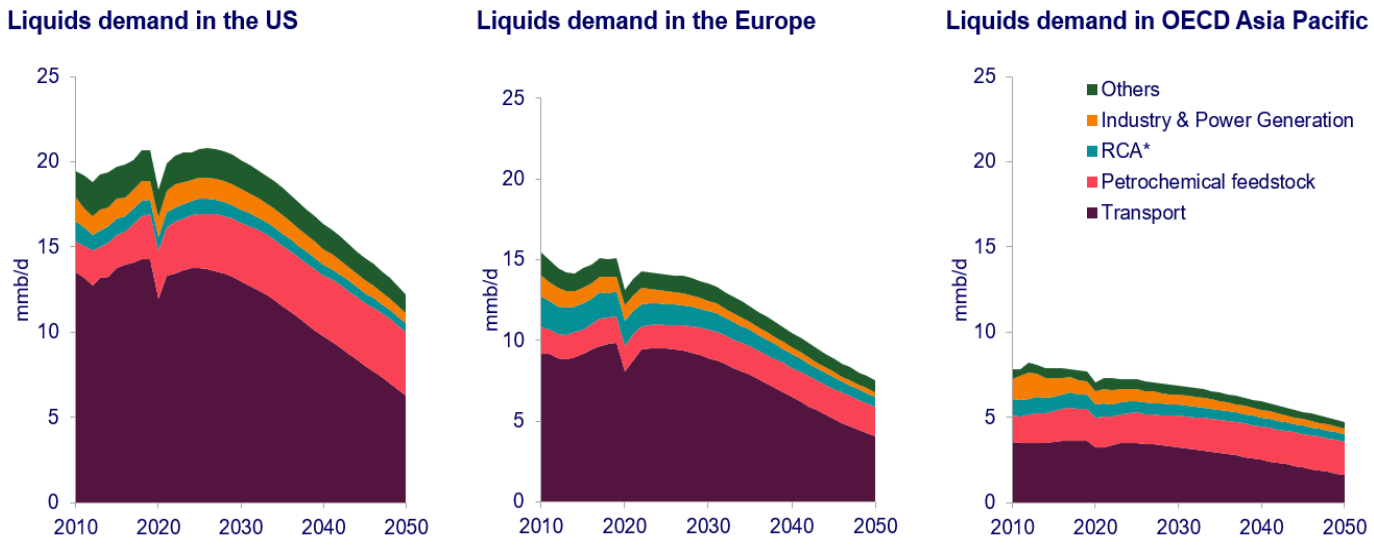

Source: Wood Mackenzie Macro Oils Investment Horizon Outlook, November 2024; * Residential, Commercial and Agriculture

In contrast with the falling liquids demand in OECD countries, overall demand in the emerging economies (outside of China) increases until the mid-2040s.

India's overall demand will grow from 5.6 mmb/d in 2024 to 8.4 mmb/d by 2050, after peaking at 8.7 mmb/d in 2044. During the period, 1.4 mmb/d of India's growth will come from transport, 1.1 mmb/d from petrochemical feedstock, and 0.2 mmb/d from the residential/commercial sector. This upsurge in demand is backed by a rise in the country's working-age population of ~145 million from 2024 to 2050.

In passenger road transport, vehicle ownership shifts from motorcycles to four-wheelers in the long run as average income levels rise and, among four-wheelers, gasoline internal combustion engine (ICE) cars increase their share, replacing diesel ICEs due to diesel's adverse effects on air quality. However, ICE cars will increasingly be replaced with hybrid and battery-only EVs in the long term. In India's residential sector, demand for LPG continues to grow for cooking to replace primary solid biomass to reduce air pollution. LPG demand will essentially flatten after 2030s due to a growing shift toward piped natural gas.

China plays a pivotal role in flattening and eventually bending the curve of global liquids demand. China's demand will continue to rise through 2027 to 17.1 mmb/d, before declining. From 2027 to 2050, overall demand falls by 5.1 million b/d. The downturn in China's demand is driven principally by road transport, where liquids demand is expected to reach ~7.8 mmb/d this year and then fall to 2.7 mmb/d by 2050. Overall demand falls despite growth in petrochemical demand of 2.9 million b/d from 2024 to 2050.

Figure 9: Liquids demand in China and India (2010 - 2050)

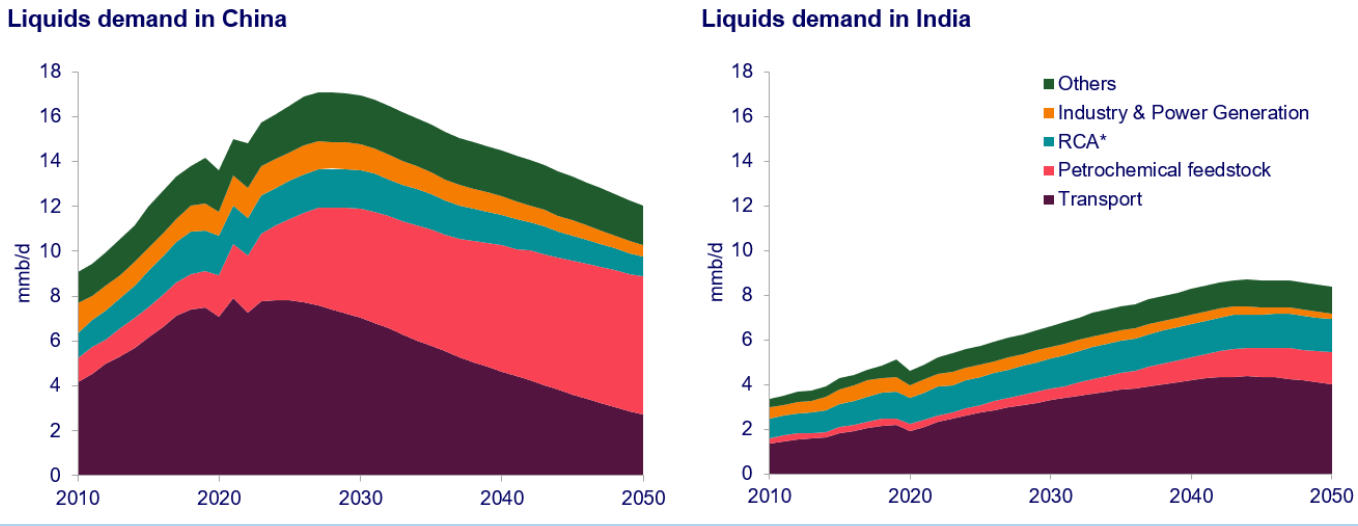

Source: Wood Mackenzie Macro Oils Investment Horizon Outlook, November 2024; * Residential, Commercial and Agriculture

Among other emerging economies, overall demand increases by 1.5 mmb/d in non-OECD Asia (excluding China and India) and 0.6 mmb/d in the Middle East from 2024 to 2050, reaching its peak around 2040 in both regions. Growth in non-OECD Asia (excluding China and India) focuses mainly on transport fuels, while most of the total increase in the Middle East focuses on petrochemical feedstock. The region will be crucial to product demand growth, especially regarding transport fuels in the medium term and petrochemical feedstock (primarily from UAE, Saudi Arabia and Iran) in the longer term. There is a downward revision from our May 2024 outlook associated with both the regions, with lower-than-expected road demand from South and South-East Asia, and due to cancellation of the crude to chemical project in Saudi Arabia (which shifts more feedstock demand primarily to China and India).

Africa emerges as a new leading source of liquids demand growth in the long run, given the sheer increase in its working-age population as its demand reaches 6.9 mmb/d by 2050, a 2.6 mmb/d gain from 2024. Around 2 mmb/d of this gain will come from transport fuels as regional development and enhanced infrastructure bring higher vehicle ownership, pushing gasoline and diesel demand higher.

Figure 10: Liquids demand in non-OECD countries, Middle East and Sub-Saharan Africa (2010 - 2050)

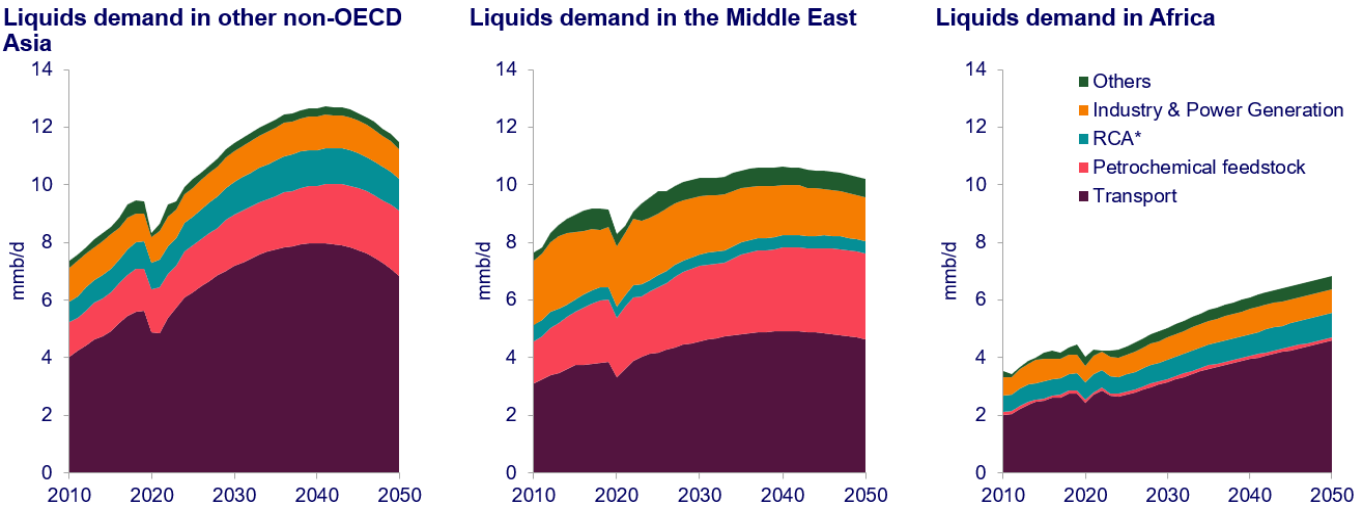

Source: Wood Mackenzie Macro Oils Investment Horizon Outlook, November 2024; * Residential, Commercial and Agriculture

From 2024 to 2050, demand grows more modestly in Latin America (1.4 mmb/d) and Russia and the Caspian (1.2 mmb/d) to 8.5 mmb/d and 5.9 mmb/d, respectively. Demand peaks and then plateaus in the mid-2040s in both regions.

Growth mainly focuses on transport in Latin America, with an upward revision expected from a more buoyant outlook for gasoline passenger car demand in Brazil, and both transport and petrochemical feedstock (naphtha, LPG and ethane) in Russia and the Caspian. In Latin America, transport fuels will grow by 0.9 mmb/d from 2024 to 2050. In Russia, transport fuels and petrochemical feedstock will grow by 0.5 mmb/d and 0.4 mmb/d from 2024 to 2050 each.

Figure 11: Liquids demand in Latin America, Russia and the Caspian (2010 - 2050)

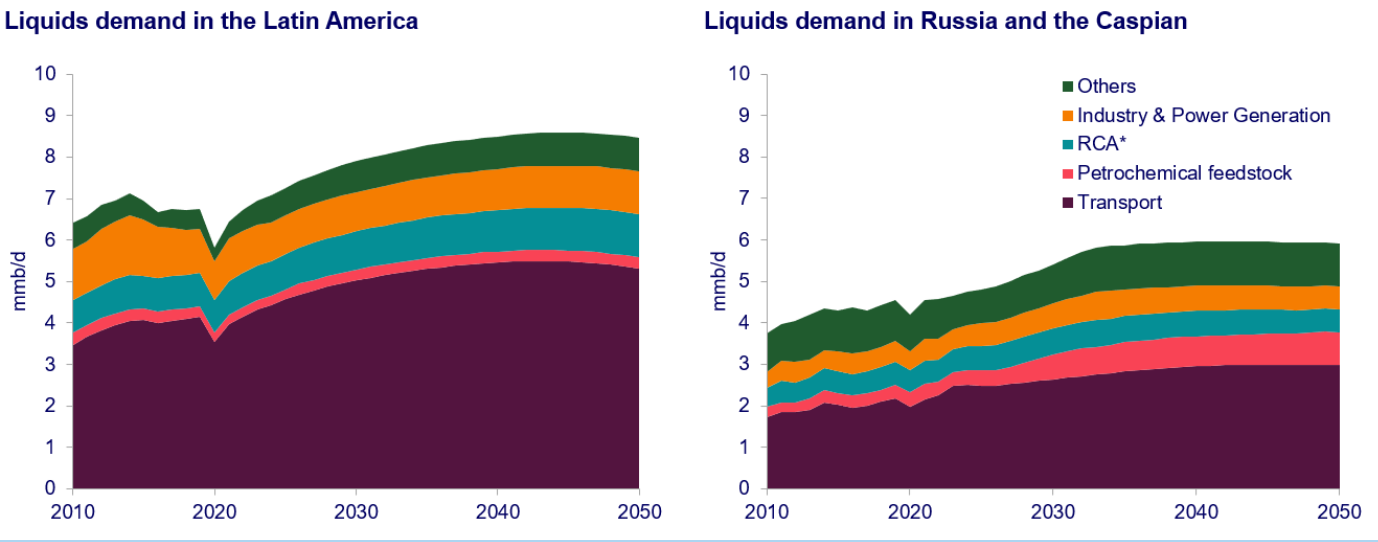

Source: Wood Mackenzie Macro Oils Investment Horizon Outlook, November 2024; * Residential, Commercial and Agriculture

Note: The above view on Russian & Caspian and wider global demand is predicated on our assumptions on the Russia/Ukraine conflict. We assume the energy-related sanctions against Russia will be in place until 2030. We assume EU import bans on natural gas from 2025 and industrial metals from 2026, but emerging Asian markets manage to compensate. Price caps are difficult to implement fully as some countries will ignore mechanisms, though technology transfer to Russia will be banned, and Russia's access to finance remains limited. Sanctions ease from 2030 onwards with "normality" re-established from 2035.

The below table highlights the possible impact of the Russia-Ukraine crisis and sanctions on Russia and other key factors that could influence oil demand.

Table 1: Global oil supply and demand faces complex risks amidst geopolitical crises

	Downside to oil demand	Neutral / upside to oil demand
Russia-Ukraine war	**Weaker Russia** (and Caspian) **economy** and **liquids demand,** barring an earlier-than-expected end of Russia's invasion and lifting of sanctions against Russia. With the stability of the Middle East deteriorating dramatically, Russia could exert greater influence to restrain global oil supply and keep international oil prices at high levels.	As long as Russian oil exports stay at high levels (and at discounted prices), the war might continue without having a material impact on prices and global oil demand.
Energy security as the priority	**Vehicle electrification** may be pursued more aggressively as a vital option **for enhancing energy security**, especially in large oil importers such as China and Europe.	As energy security is given top priority among major countries, **decarbonization** measures may be adopted **more selectively** from a viewpoint of their contribution to a country's energy security. **Vehicle electrification may be put on the back burner** where electricity supply is tight, supply security for battery raw materials is heightened, or reliance on indigenous oil resources is preferred (**possibly in the US**, for example) .
Shaken confidence in global economy	The ongoing contraction in China's real estate sector, the main engine for its economic growth, could threaten a lingering slump in **China's economy**, exerting downward pressure to oil demand.	Sluggish global economic growth may **support oil demand**, where it prevents energy transition from gaining momentum, with fuel prices subsidized to alleviate cost of living pressures on populations suffering from high inflation
Resource nationalism	Constraints in oil supply / exports driven by resource nationalism pushes up oil prices, which would in turn **support vehicle efficiency gains, hybridization and electrification**	Constraints in supply / exports of **critical minerals** driven by resource nationalism might slow down vehicle electrification / overall decarbonization in the affected countries

Source: Wood Mackenzie Macro Oils Investment Horizon Outlook, November 2024

In summary, several push and pull forces will impact the shape of the future demand curve. Several unknowns regarding the pace of technological evolution, commitments to carbon emissions reductions, resource nationalism, etc., will play a critical role in the demand profile of different products.

4. Upstream supply

Despite the focus on the energy transition, the world still needs a little over 111 million b/d of oil supply in 2040 and 97 million b/d by 2050 to meet demand. This means there is a need for an active upstream industry that brings on probable developments and invests in reserves growth and exploration. Nearly 44% of the supply volumes required to meet demand in 2050 will come from newly developed sources of supply, so continued investment in the upstream sector is critical. Incremental barrels from onstream fields, undeveloped existing discoveries, and exploration will all play a part. Still, the focus will sharpen on developing the most advantaged barrels across these categories: those with the lowest breakeven, lowest carbon emissions, good market access and low risk.

Figure 12: Global liquids production capacity by development status in mmb/d

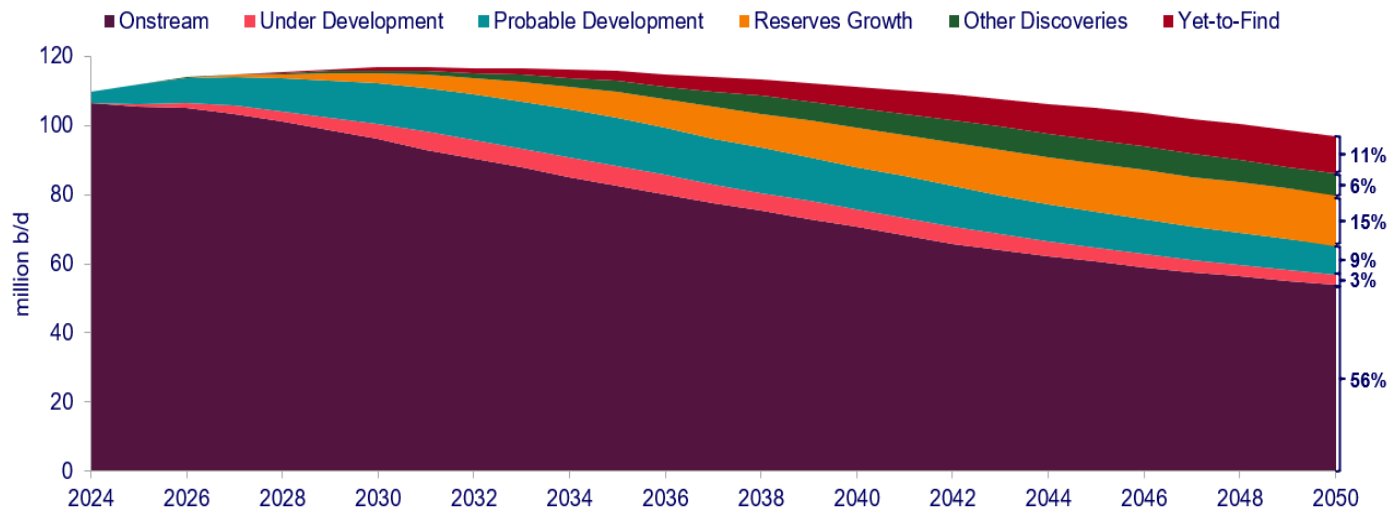

Source: Wood Mackenzie Macro Oils Investment Horizon Outlook, November 2024

Global liquids production capacity increases from 109.7 million b/d in 2024 to a peak of over 117 million b/d in 2031. Faced with a maturing asset base, increasing ESG pressures and the accelerating energy transition, global capacity declines steadily through the 2030s to 111.3 million b/d in 2040 and to 96.9 million b/d in 2050.

Currently providing some support to prices is the uncertainty over the course of the Israel-Hamas conflict. For this report, we assume that the conflict and Red Sea transit issues last until the middle of 2025.

After 2024, demand growth slows through the decade and then begins declining in 2031 in small increments. By comparison, supply growth remains robust this decade with both OPEC and non-OPEC increasing to the early 2030s at which point non-OPEC supply peaks, and OPEC production capacity rises modestly to the mid-2030s. With supply gaining at a moderate rate and weak demand growth, we project the annual average for Brent to be in a range of US$77/bbl to $80/bbl(real, 2024 terms) annual average between 2027 and 2035.

Within our outlook there are a few assumptions, in addition to the ones concerning the Israel-Hamas and Russia-Ukraine conflict already presented earlier in the report:

- US sanctions on Venezuela are assumed to be in place until 2030.
- Sanctions against Iran's oil exports are assumed to be lifted in 2030.

Non-OPEC Supply

Global liquids production capacity increases from 109.5 million b/d in 2024 to a plateau of around 117 million b/d between 2030 and 2034 before entering a long-term decline. Non-OPEC supply contributes over 60% of the overall increase but rolls over to decline from 2032.

Non-OPEC supply (excluding unconventionals, i.e., biofuels, coal-to-liquids, gas-to-liquids, oil shale (mined kerogen)) plateaus at around 73 million b/d in the early 2030s, growth of over 5 million b/d from 2024 levels. North America

contributes most of this growth, driven by rising US Lower 48 output. However, localised inventory exhaustion causes a slow decline in the Lower 48 after 2033. New production in Latin America (Guyana and Suriname) drives Latin America production growth along with gains in Brazil through to the late 2030s. Africa adds further support, particularly from emerging producer Namibia.

US Lower 48 crude and condensate supply is forecast to grow from 11 million b/d in 2024 to a peak of 12.1 million b/d in 2030, followed by a gradual long-term decline. The Permian Basin continues to be pivotal, with forecast growth of 1.3 million b/d from 2024 to 2030. However, declines in conventional production counterbalance Permian growth, restricting overall Lower 48 output to an increase of 1.1 million b/d from 2024 through to 2030.

The impacts of a declining Lower 48 rig count in 2023 and 2024 result in modest production growth going forward. Efficiency gains help offset some impact of declining rigs and will drive growth later in the decade. Consolidation among high-growth Permian private operators, a focus on shareholder distributions, and cost inflation over recent years results in moderate growth compared to historic levels. As drilling locations deplete, sustaining growth becomes challenging, shifting activity to higher-breakeven areas, which are less productive on average.

Outside of North America, Latin America production grows by 2.2 million b/d to a peak in 2038 of 8.8 million b/d, compared to 2024. Brazil, Guyana and Suriname lead the growth in the region. Brazil's pre-salt Santos Basin projects and new developments at Buzios and Mero expansions are key, supported by major new deepwater projects in Guyana and in Suriname.

Asia is already relatively mature, and the outlook is for a steady decline, over half of regional production comes from China, however gas production remains a key focus.

Within the non-OPEC Middle East, Oman dominates oil production, but despite investment in EOR projects, output falls from the late 2020s. Qatar liquids output grows to the early 2030s, with crude oil declines offset by growth in condensate/NGLs.

In Africa production is set to rise by around 1 million b/d from 2024 levels, reaching a peak of 3.4 million b/d by 2040; Namibia drives most of this growth, supported by new project start-ups in Uganda, and additional phases at Cote d'Ivoire's Baleine and Senegal. These countries will support production throughout much of the 2030s.

Finally, the outlook for Europe is driven by mature producers in the UK and Norway, where steady declines are expected starting from the late 2020s, despite continued investment, new project start-ups and infill drilling. Liquids supply from Europe will drop from 3.1 million b/d in 2024 to 1 million b/d in 2050.

OPEC Supply

OPEC crude capacity (not production) increases steadily in small increments until the mid-2040s, reaching 35.6 million b/d, and then stays broadly flat until 2050. The main drivers of this growth are expansion projects in the Saudi Arabia, UAE, Kuwait and Iraq, which offset a decline in West Africa. Longer-term recovery in Iran, Venezuela and Libya supports the increases. Revisions in this update focus on upward adjustments to non-OPEC supply dominated by US and Canada as we bring forward our forecast for the planned capacity expansions. Downgrades to UK, India and Guyana, as a result of respective fiscal uncertainty, mature production decline, and respective operational setbacks and investment issues partially offset this.

OPEC crude accounts for around 31% of global liquids capacity in 2024, which will rise to 36% by 2050. The Middle East accounts for 84% of total OPEC liquids capacity, which will increase to 88% in 2050. Downside to the OPEC profile exists from economic and geopolitical factors, which could impact the scale and timing of the lifting of sanctions and capacity expansions. There is upside risk from earlier lifting of sanctions in Iran and particularly Venezuela. A sustained period of stability in Libya could also boost supply in the forecast period.

Saudi Arabia's plans to add 1 million b/d of crude capacity by 2027 were shelved in January 2024, with Saudi Aramco instructed to maintain its previous target capacity level of 12 million b/d. However, the expansion projects launched at Berri, Marjan and Zuluf will be completed, lifting crude capacity to 12.9 million b/d in 2026.

Within the UAE, expansions at Upper Zakum and ADNOC Onshore fields are key to achieving capacity rises. The UAE has continued to invest in capacity, driven by a long-standing government growth strategy. This is aligned with ADNOC's stated aim to grow oil production capacity to 5 million b/d by 2027 from its lower carbon-intensity reservoirs while keeping emissions minimum. We forecast that the oil production capacity in the UAE will reach ~5 million b/d by the late 2020s and remain at that level until 2050.

Iraq production capacity increases are key to long-term growth in OPEC capacity, but they are reliant on infrastructure keeping pace with field developments. Longer-term capacity growth relies on developing currently uncommercial projects.

In West Africa, liquids capacity begins to decline post-2026, due to a lack of investment across Gabon, Equatorial Guinea and Congo. Nigeria's crude capacity remains at around 1.6 million b/d through to early 2030s, with growth hindered by operational issues and crude theft.

In North Africa, crude capacity expansions are limited by mature field declines in Algeria and instability in Libya. However, Libya's political outlook is slowly improving. Since 2020, outages have been less frequent and tend to be resolved sooner. There is upside to its crude capacity growth if political stability can be achieved and fiscal terms improved.

In Latin America, using our assumption that sanctions are lifted in 2030, Venezuela's production is restrained until next decade due to the sanctions and a lack of IOC investment required for maintenance and capacity growth. Until sanctions are lifted, capacity growth remains constrained.

Figure 13: Liquids production forecast by region in mmb/d (2021-2040)

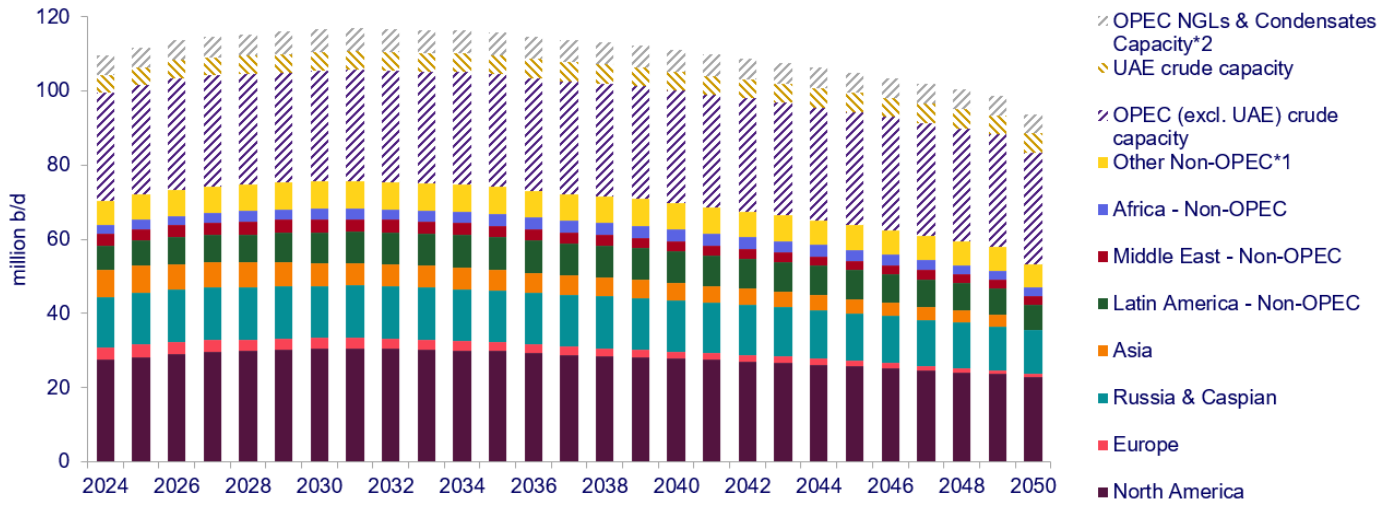

Source: Wood Mackenzie Macro Oils Investment Horizon Outlook, November 2024; Non-OPEC production includes NGLs and Frontier Basins 1. Other Non-OPEC includes processing gain, Biofuels, GTL (incl. Saudi Arabia and Qatar), CTL and Oil Shale. 2. Excludes GTLs and MTBE

Oil Price Outlook

Several key trends have emerged or continued in the last year that are fundamental to understanding our oil price outlook:

- Governments have been forced to put energy security at the top of the agenda, due to the Russia-Ukraine war.
- Investors are taking a more positive stance toward oil and gas companies.
- High cash flow makes capital investment in upstream projects more attractive; and
- There is concern about underinvestment to meet demand.

These and other factors outlined in this report mean that our price view remains relatively flat until 2035, although several upward and downward pressures could impact this view. Beyond 2035, the price gradually declines to US$67/bbl (Brent, Real) by 2050.

Figure 14: Long term Brent price outlook (2015-2050), Real 2024

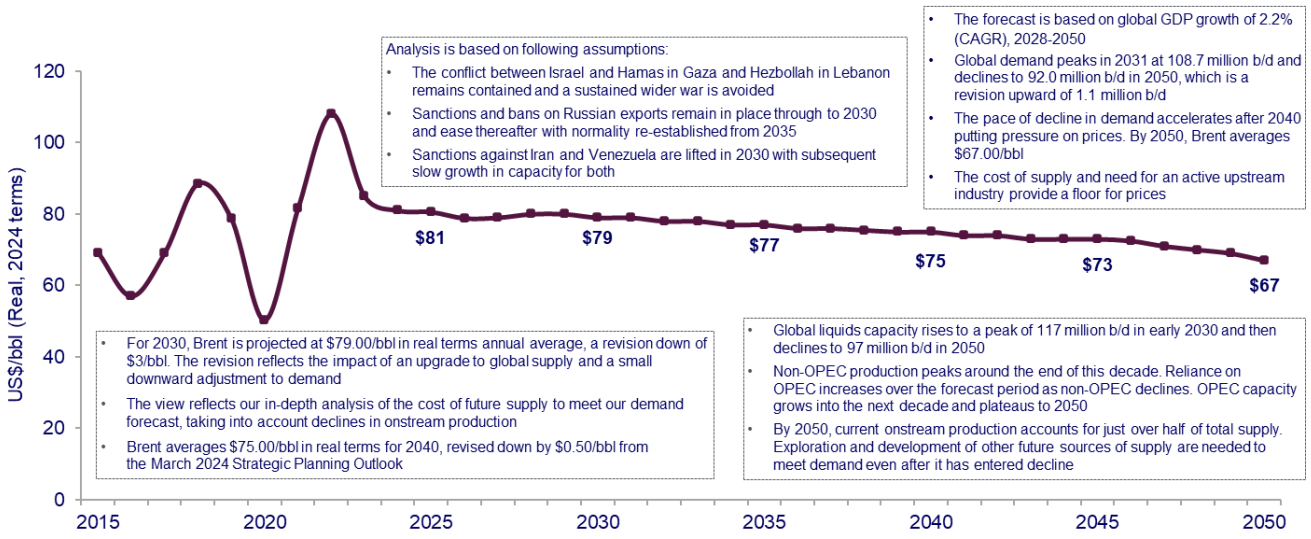

Source: Wood Mackenzie Macro Oils Investment Horizon Outlook, November 2024

Upstream Development Spend

In 2020, we saw the lowest upstream spend in the last decade, upstream development spend (Capex) increased by 5% in 2021 to ~US$422bn. Recovery continued into 2022 and 2023, with 2023 spend 21% higher than 2021 levels. This increase is expected to continue in 2024 and 2025 with upstream development spend of US$505bn expected in 2024 and US$520 billion in 2025. The increase since the lows of 2020 is a result of higher oil prices, an increase in focus on security of supply and a more robust short-term demand recovery. While the increased capex is a positive sign for overall industry trends, 2025 spend will still be 9% below 2019 pre-Covid-19 levels and 46% below the highs of 2014, doubts remain as to whether investment increases in the short term are sufficient, particularly as inflationary concerns have returned to the sector. Cost inflation is adding additional pressure on to the supply chain, with bottlenecks continuing to impact deliverability in global hotspots, particularly in the ultra-deep offshore rig market.

Even though companies are generating significant free cash flow, higher than that seen a decade ago when Brent was at US$100/bbl, the capital discipline the industry has put in place since 2014 is standing firm. Companies now can cope with low oil prices; however, companies remain uncertain about future demand and price and are cautious about new spend. Investors are seeking higher financial resilience, debt reduction, and better capital discipline for the time being, although there were signs throughout 2023 that investor sentiment and corporate appetite for investment has increased.

Middle East sees the largest increase in investment between 2023 and 2025, followed by Latin America. In both of these regions there is heavy investment by the NOCs. And particularly in the Middle East, IOCs are also involved in a number of key mega projects. Within the Middle East giant projects in Qatar, Abu Dhabi and Saudi Arabia account for a large proportion of this investment. After the Middle East and Latin America, Africa sees the next largest share of investment. The US Lower 48 investment is predominantly in tight oil production to enable the peak production forecast in 2030.

Looking at the largest sanctioned projects between 2022 and H1 2024, based on expected capex at FID, four of the top ten projects are in the Middle East; Zuluf in Saudi Arabia, Hail and Ghasha in the UAE, North Field South in Qatar and Eridu in Iraq. Of the remaining six projects there is one in Norway, Yggdrasil, three in Guyana associated with the Lisa Complex, one in Libya, NC41 and one in the United States, Willow. Expected future FIDs are spread across a number of countries but within the Middle East Safaniyah expansion in Saudi Arabia (although currently on hold, we now assume it will be online in 2029), North Field West in Qatar and Upper Zakum expansion UZ-1000 rank in the top ten by capex.

While Wood Mackenzie has good visibility on the outlook for the coming five years, which corresponds to planning and investment horizons in most IOCs and NOCs, beyond this point, the exact level and distribution of spend are less certain. Consequently, the outlook shows a somewhat artificial decline occurs post-2029/2030. After this date, Middle Eastern NOCs will likely account for a more significant share of global spend, driven primarily by the better economics of Middle East supply and a decline in growth from non-OPEC sources.

Within the UAE, between 2023 and 2040, over 35% of upstream capital spend is associated with ADNOC Onshore, with

a forecast investment of close to US$5.2bn each year on average. ADNOC Onshore forms a key part of ADNOC's wider production plans, with a long-term production target of a sustained 2 mmb/d, which we understand was achieved in 2023. Investment is expected to rise over the next few years to the new target of 2.45 million b/d. While not seeing investment at the scale anticipated at ADNOC Onshore, the Ghasha Contract Area, Upper Zakum, Lower Zakum and Umm Shaif & Nasr are all forecast to have an average annual investment of US$6bn between 2024 and 2040.

Figure 15: Global Upstream Development Capex (2010-2040)

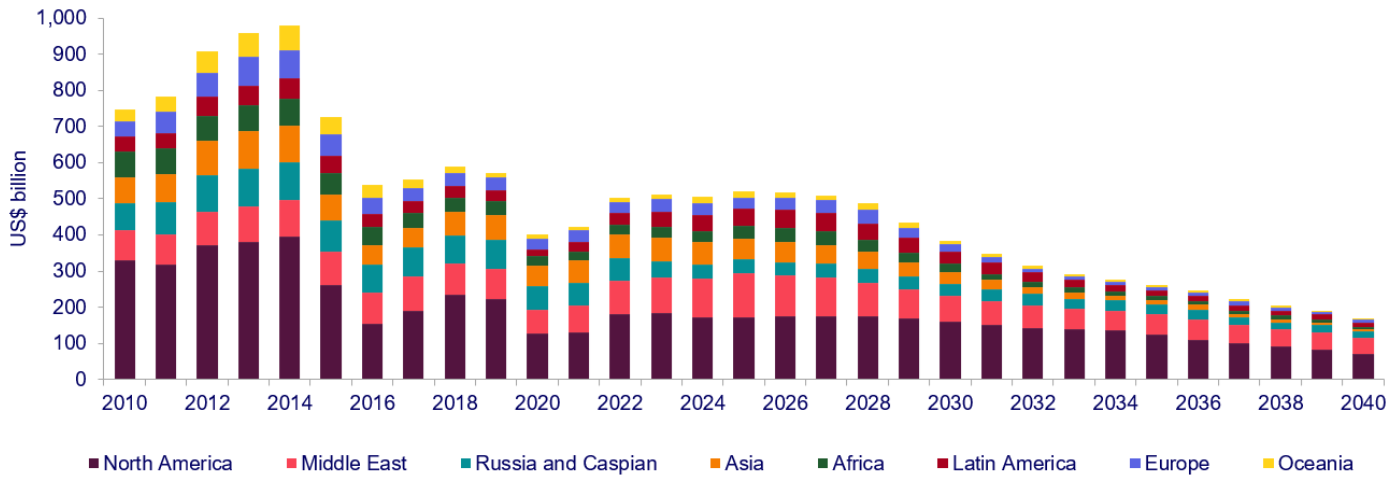

Source: Wood Mackenzie Lens

Upstream Exploration Spend

We expect a portion of future production to come from reserves that have yet to be found. These reserves will be unlocked through exploration activity. Levels of exploration and appraisal spend have followed the same trajectory as development spend outlined above. 2013 and 2014 where peak years for exploration spend, from which point we have seen a drop to ~26% of these peak levels in 2023. We expect that exploration and appraisal spending will edge up slowly, supported by several tailwinds like the need for security of supply, attractive economics, new frontiers, strong upstream financials and a short supply of advantaged resources to meet long-term oil demand.

Figure 16: Global upstream exploration and appraisal spend (2014-2030)

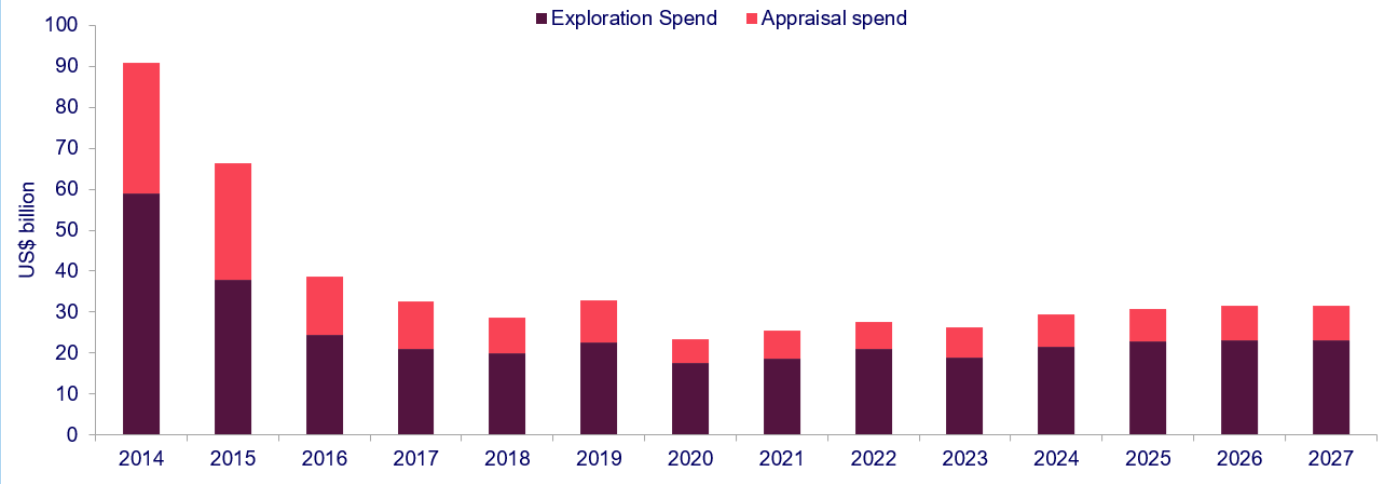

Source: Wood Mackenzie Exploration Service

Upstream Breakeven Costs

The cheapest sources of future supply come from onshore OPEC, Russia, shallow water Europe, onshore China and US Lower 48. By 2034 OPEC will have a capacity to produce 41.6 mmb/d of liquids, the vast majority of which will be under US$50/bbl. The UAE will be in an advantaged position with a liquids production capacity of ~5 mmb/d, of which >90% will have a production breakeven of <US$20/bbl. The overall weighted average breakeven for production from the UAE is US$14.1/bbl (10% discount rate) and as would be expected, the average breakeven for onshore fields is lower at US$11.7/bbl.

Higher cost supply from resource themes such as the US Lower 48, Canadian Oil Sands and the highest cost deepwater non-OPEC supply are the most at risk post-2030. But these higher-cost sources of supply are still required to offset non-OPEC onstream field declines and meet global oil demand through to 2050. We expect Lower 48 operators to prioritize stable operating strategies as they continue to focus on shareholder distributions; this results in steady growth until inventory depletion.

Figure 17: Capacity from future sources of supply in 2034

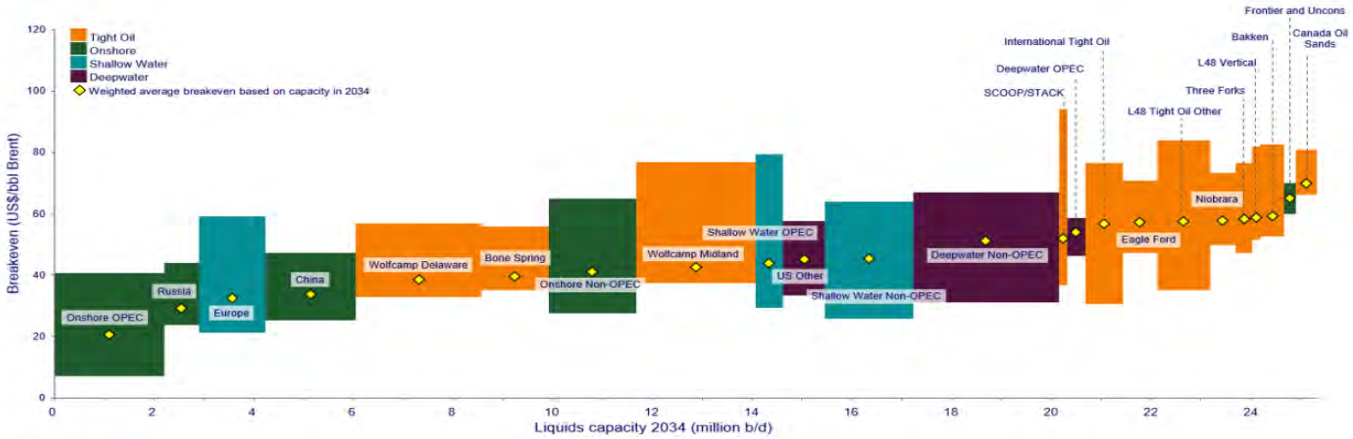

Source: Wood Mackenzie Macro Oils Investment Horizon Outlook, November 2024; Breakevens reflect the oil price required for a project to deliver a post-tax return at the given discount rate over the project's life. Breakevens are point forward, NPV15, Brent equivalent. Block height excludes upper and lower 15 percentiles, block colours based on predominant theme. Future sources include probable (pre FID) developments, other discoveries/contingent reserves, reserves growth and yet to find

Figure 18: UAE Onstream and Future Project Breakeven in 2034 (10% discount rate)

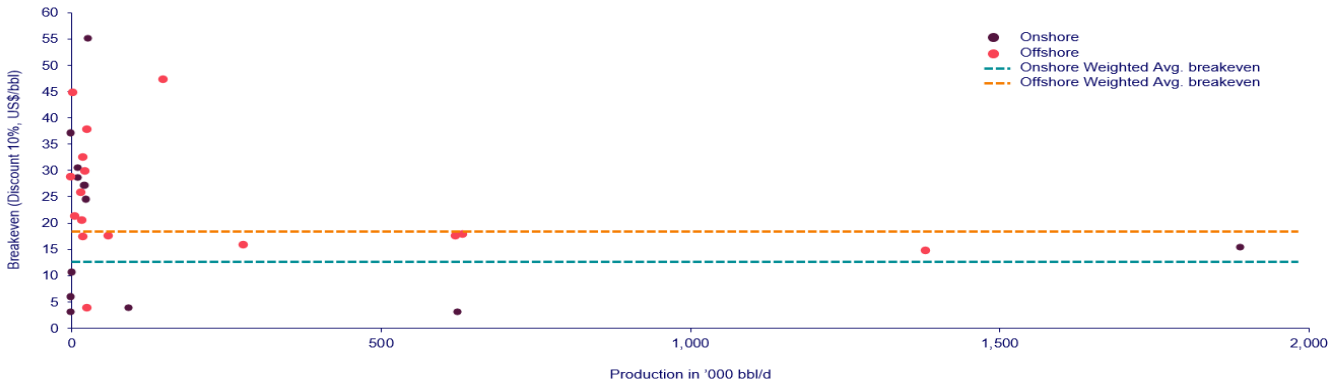

Source: Wood Mackenzie Oil Supply Tool. Breakeven reflect the oil price required for a project to deliver a post-tax return at the given discount rate over the project's life.

5. Role of Hydrocarbons in the UAE

The oil and gas sector and associated industries are of prime strategic importance to the UAE and Abu Dhabi in particular. The oil & gas sector is a major contributor to the GDP. According to the US International Trade Administration, hydrocarbons continue to play a critical role in the UAE economy, with 30% of the UAE's GDP directly based on oil and gas industry and 13% of its exports. In Abu Dhabi, the contribution is larger, 40.8% in 2023 (Source: Statistics Centre – Abu Dhabi), however down from 48% in 2022 due to lower oil prices in 2023 than in 2022. Oil production in Abu Dhabi started in 1962, and the Emirate is among the world's largest hydrocarbon producers.

Figure 19: Value-added output from coke, refined petroleum products & oil & natural gas extraction as a percentage of GDP

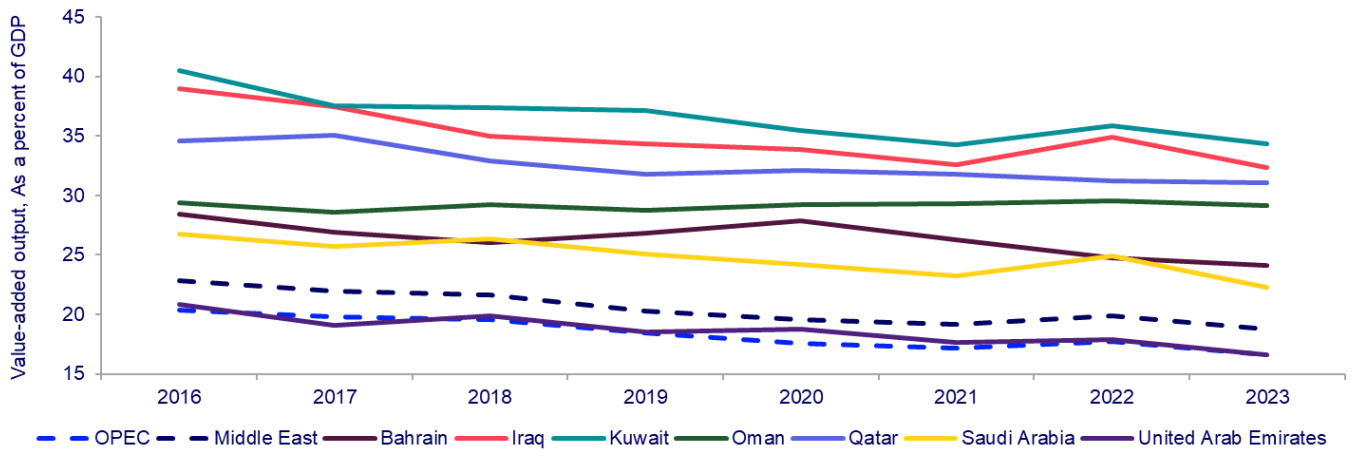

Source: Oxford Economics

Abu Dhabi Oil and Gas Sector

Until December 2020, the key body responsible for regulating and running the oil and gas sector in Abu Dhabi was the Supreme Petroleum Council (SPC), established in 1988. The SPC had overall policy-making responsibility for the oil industry, managing petroleum-related policies. Additionally, the SPC functioned as the ADNOC Board of Directors, establishing strategy and reviewing financial performance.

In 2020 the SPC was merged with a newly formed council as it seeks to fold energy and economic affairs into one entity. This newly formed council, the Supreme Council for Financial and Economic Affairs, oversees all matters related to the Emirate's financial, investment, economic, petroleum, and natural resources affairs. The Supreme Petroleum Council's regulatory powers will be merged with the new council. Its members will continue to exercise their role as ADNOC's board members until a new board of directors is appointed.

ADNOC, formed in 1971, is the state oil company for Abu Dhabi and is responsible for the extraction and management of Abu Dhabi's energy resources. In the oil and gas sector, ADNOC has the option to acquire a participating interest of 60% or more in all concessions in the Emirate. ADNOC has been one of the key drivers of Abu Dhabi's economic growth and diversification of its economy while maintaining and growing oil and gas production capacities in the Emirate. ADNOC has strong ambitions to grow its hydrocarbon potential and has embarked on an ambitious plan to increase oil production to 5 mmb/d by 2027 and become gas self-sufficient by 2030. In addition, ADNOC is responding to the Energy Transition with a stated ambition to be a diversified net zero emissions energy company by 2045, or sooner, in support of the UAE Net Zero by 2050 Strategic Initiative.

Overall, Abu Dhabi benefits from a relatively low-risk oil and gas sector, primarily due to its key institutions' positive sector management.

Revenues from the oil and gas sector in Abu Dhabi accounted for 40.8% (Source: SCAD) of Abu Dhabi's GDP in 2023 and are key means by which the government can execute its spending plans and initiatives.

Companies active in oil and gas extraction and investment in Abu Dhabi

The Abu Dhabi National Oil Company (ADNOC) has the most prominent position in the UAE. It is the majority shareholder in the leading oil operating companies - ADNOC Onshore and ADNOC Offshore, which account for 96% of UAE's crude oil production and ADNOC Gas, which handles most of the country's sales gas, including LNG.

Amongst the international oil company participants in Abu Dhabi's upstream sector, TotalEnergies, ExxonMobil, BP, CNPC, Shell and Partex (now PTTEP) have had the longest involvement, followed by several Japanese companies: INPEX, Cosmo and Mitsui. Eni has become a major player since it first entered the country in 2018. Occidental Petroleum also has a significant presence with its stake at Shah gas development in addition to two exploration blocks.

Figure 20: UAE Production by Company (Top producers excluding ADNOC), kboe/d, 2024

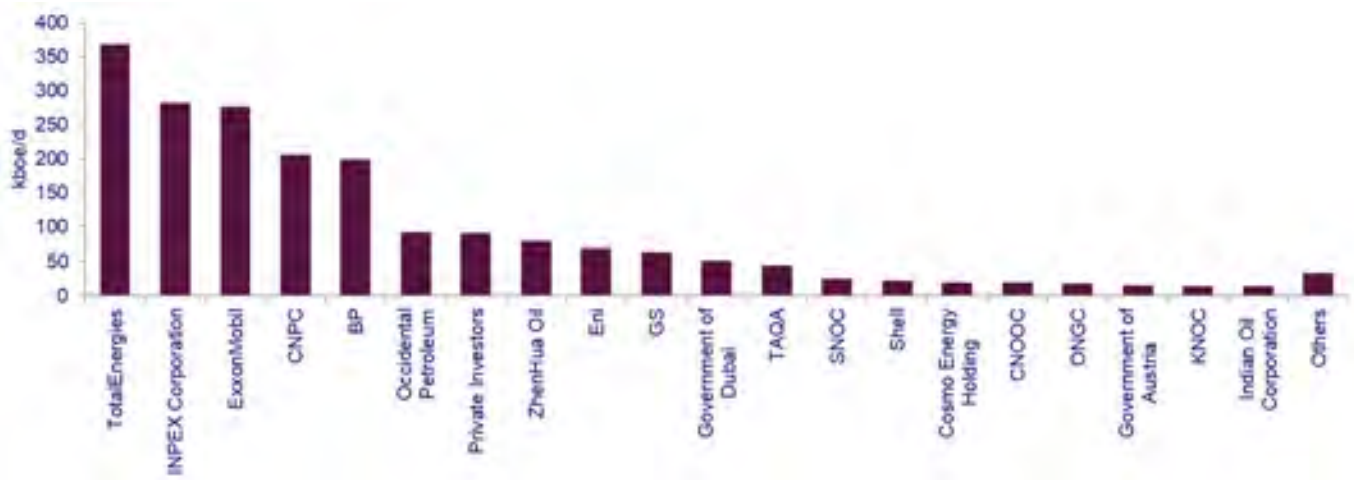

Source: Wood Mackenzie Lens

Since 2015, there has been extensive relicensing of Abu Dhabi's acreage, securing long-term investment partners. Several new IOC and NOC partners entered the Emirate. In addition, several licensing rounds have been held in the country.

In the key ADNOC onshore concession, in 2013, Abu Dhabi began the tender process for a new contract to replace the onshore concession, which expired in January 2014. 11 international oil companies were invited to bid on the new contract.

In January 2015, Total paid US$2.22 billion for a 10% stake in the ADNOC Onshore Concession, effective 1 January 2015, for 40 years. INPEX acquired 5% in April 2015, followed by Korea's GS Energy with a 3% stake, for a prorated signature bonus.

In December 2016, BP was also awarded a 10% stake in the concession. BP covered the cost of the signature bonus by issuing new ordinary shares, equating to 2% of BP's stock, held by the Abu Dhabi government owned Mubadala Investment Company. BP's stake in ADNOC Onshore is also effective 1st January 2015 for 40 years.

2017 saw the final awards made to China's CNPC (8%) and CEFC (4%). ZhenHua Oil has since replaced CEFC.

ADNOC held its first licensing round in 2018 with five out of six blocks awarded to Occidental Petroleum (Onshore 3), Eni and PTTEP (Offshore 1 & 2), INPEX (Onshore 4) and an Indian consortium led by Indian Oil Corporation (Onshore 1).

As part of its 2nd licensing round, which was launched in 2019, ADNOC awarded three blocks:

Offshore Block 3 – Eni and PTTEP

Offshore Block 4 - Cosmo Energy Holdings

Offshore Block 5 - Pakistan Petroleum Limited (PPL)

Onshore Block 5 – Occidental Petroleum

Energy transition impact on Abu Dhabi oil and gas projects

Energy security remains high on the global political agenda for ADNOC and was a big theme during the country's hosting of COP28 in November 2023. ADNOC has set aside US$23 billion for low carbon investments over the next five years which in absolute terms, matches 'transition leaders' BP and TotalEnergies.

However, the company's focus remains concentrated towards oil and gas as part of its P5 (production of 5mmb/d by 2027) and gas self-sufficiency by 2030 plans. Finding additional oil supply is a vital part of the solution, with lower investment levels throughout the pandemic only amplifying the impact of the loss of Russian oil volumes. As a result, capital spending has started to shift back towards upstream; investors are taking a more positive outlook on oil and gas companies that are generating large cash flow; and the relative risk/return gap between upstream and renewables has widened. In total, ADNOC plans to invest over US$100bn to meet its oil and gas capacity targets.

Even with liquids demand expected to peak in 2031, significant volumes of new supply are required pre and post that date. Breakeven price is key to which supply sources will satisfy demand. The breakeven costs for projects in Abu Dhabi from Wood Mackenzie's models are shown below. With all the major projects that contribute to production having breakevens around or below US$20/bbl, we would anticipate these fields would remain profitable even in the most accelerated energy transition scenarios.

Compared to other future sources of supply, Onshore OPEC, which includes UAE, has the lowest weighted average breakeven, markedly lower than Russia and tight oil from the Permian basin in North America.

Figure 21: UAE Onstream and Future Project Breakeven in 2024 (10% discount rate)

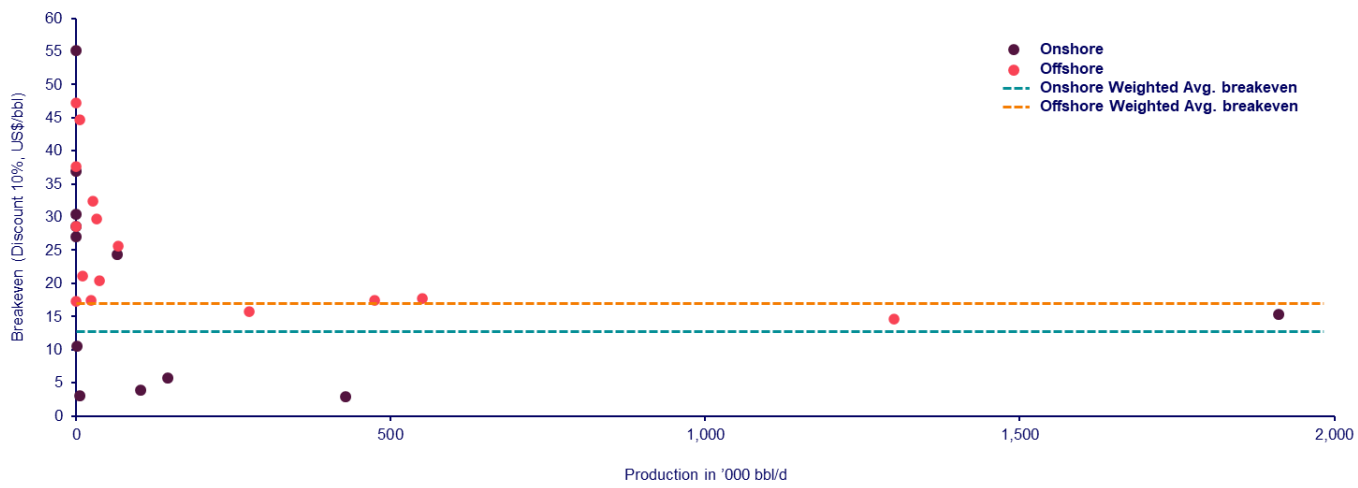

Source: Wood Mackenzie Oil Supply Tool. Breakevens reflect the oil price required for a project to deliver a post-tax return at the given discount rate over the project's life.

Summary of competitive positioning of UAE crudes

UAE crudes have several features that are firmly positioned in the global market. A summary of these features is provided below:

- Abu Dhabi's principal crude is light-sweet Murban which is highly competitive on the global cost curve, enabling it to benefit from favorable market dynamics; Murban currently trades at a slight discount to Brent. ADNOC has recently taken steps via the Crude Flexibility Project (CFP) to increase the volume of Murban available for export through the processing of more Upper Zakum medium-sour crude;

- Abu Dhabi's key onshore projects have a weighted average breakeven of US$12.6/bbl (10% discount rate, weighted average based on 2034 production at field), which is highly competitive and means that Abu Dhabi

production is among the most cost competitive. This will stand it in excellent stead should there be a more rapid decrease in oil demand due to the energy transition; and

- Staying with the energy transition theme, ADNOC has amongst the lowest upstream carbon emissions intensity out of a peer group of Majors and NOCs. In 2023 we calculate that ADNOC had an upstream carbon emissions intensity of 19.2 tCO2e/kboe. From a Majors peer group of ExxonMobil, Chevron, Shell, TotalEnergies, Eni, and BP, the average intensity in 2023 was 21.3 tCO2e/kboe, and from a NOC peer group of Petrobras, CNPC, Rosneft, CNOOC, Sinopec Group, PETRONAS, and Equinor the average intensity in 2023 was 23.17 tCO2e/kboe.

When the above factors are combined with continued growth in demand for liquids and capacity building in Abu Dhabi, the UAE looks well-positioned to remain a key supplier well into the future.

Disclaimer

Strictly Private & Confidential

These materials, including any updates to them, are published by and remain subject to the copyright of the Wood Mackenzie group ("Wood Mackenzie"), or its third-party licensors (“Licensors”) as relevant, and are made available to clients of Wood Mackenzie under terms agreed between Wood Mackenzie and those clients. The use of these materials is governed by the terms and conditions of the agreement under which they were provided. The content and conclusions contained are confidential and may not be disclosed to any other person without Wood Mackenzie's prior written permission. Wood Mackenzie makes no warranty or representation about the accuracy or completeness of the information and data contained in these materials, which are provided 'as is'. The opinions expressed in these materials are those of Wood Mackenzie, and do not necessarily represent our Licensors’ position or views. Nothing contained in them constitutes an offer to buy or to sell securities, or investment advice. Wood Mackenzie's products do not provide a comprehensive analysis of the financial position or prospects of any company or entity and nothing in any such product should be taken as comment regarding the value of the securities of any entity. If, notwithstanding the foregoing, you or any other person relies upon these materials in any way, Wood Mackenzie does not accept, and hereby disclaims to the extent permitted by law, all liability for any loss and damage suffered arising in connection with such reliance.

Copyright © 2024, Wood Mackenzie Limited. All rights reserved.

Wood Mackenzie™ is a trusted provider of data, analytics and insights, establishing us as the global research and consultancy business powering the natural resources industry. Our dedicated oil, gas & LNG, power & renewables, chemicals, and metals & mining sector teams are located around the world, giving our clients first-mover advantage. For more information visit: **woodmac.com**

WOOD MACKENZIE is a trademark of Wood Mackenzie Limited and is the subject of trademark registrations and/or applications in the European Community, the USA and other countries around the world.

Europe: +44 131 243 4400
Americas: +1 713 470 1600
Asia Pacific: +65 6518 0800
Email: contactus@woodmac.com
Website: www.woodmac.com

INDEX TO THE FINANCIAL STATEMENTS

Index to Historical Financial Information

Audit report and audited financial statements of the Obligor as of and for the year ended 31 December 2024

Operating and financial summary	F-3
Directors' report	F-6
Independent auditor's report	F-7
Statement of profit or loss and other comprehensive income	F-11
Statement of financial position	F-12
Statement of changes in equity	F-13
Statement of cash flows	F-14
Notes to the financial statements	F-15

Audit report and audited financial statements of the Obligor as of and for the year ended 31 December 2023

Operating and financial summary	F-37
Directors' report	F-40
Independent auditor's report	F-41
Statement of profit or loss and other comprehensive income	F-45
Statement of financial position	F-46
Statement of changes in equity	F-47
Statement of cash flows	F-48
Notes to the financial statements	F-49

ADNOC Murban RSC LTD

FINANCIAL STATEMENTS

31 DECEMBER 2024

OPERATING AND FINANCIAL SUMMARY
For the year ended 31 December 2024

	Opening Receivable (USD'000)	Invoiced (USD'000)	Receipts (USD'000)	Closing Receivable (USD'000)
31 December 2024				
ADNOC Trading	1,719,691	6,915,117	(8,073,780)	561,028
ADNOC*	1,164,865	22,709,052	(22,113,975)	1,759,942
Total	**2,884,556**	**29,624,169**	**(30,187,755)**	**2,320,970**
31 December 2023			**	
ADNOC Trading	1,965,359	20,435,685	(20,681,353)	1,719,691
ADNOC*	934,071	10,131,855	(9,901,061)	1,164,865
Total	2,899,430	30,567,540	(30,582,414)	2,884,556

	For the year ended 31 December 2024 USD'000	For the year ended 31 December 2023 USD'000
Total crude oil value lifted		
ADNOC Trading (refer to note 4 & 5)	6,915,117	20,435,685
ADNOC (refer to note 4 & 5)	22,709,052	10,131,855
	29,624,169	30,567,540

*During year ended 31 December 2024, ADNOC lifted crude oil amounting to USD 22,709 million (2023: USD 10,132 million), for which no revenue was recognised (refer to note 4 & 5).

Receivable from ADNOC excludes USD 1.0 million receivable in respect of share capital.

**This is excluding excess cash of USD 68,670 thousand received from ADNOC Trading, which was classified as due to related party as of 31 December 2023.

OPERATING AND FINANCIAL SUMMARY (continued)
For the year ended 31 December 2024

	As at and for the year ended 31 December 2024 USD'000	As at and for the year ended 31 December 2023 USD'000
Cash received from ADNOC Trading	8,073,780	20,750,023
Cash received from ADNOC	22,113,975	9,901,061
	30,187,755	30,651,084
Receivables		
ADNOC Trading on account of crude oil delivered (refer to note 7)	561,028	1,719,691
ADNOC on account of partial settlement of financial asset at FVTPL (refer to note 7)	1,759,942	1,164,865
	2,320,970	2,884,556
Repayment of capital contribution to ADNOC (refer to note 9)***	**(34,687,059)**	(29,715,004)
Cash and cash equivalents	**2,320,323**	2,939,070

*** During the year ended 31 December 2024, repayments amounting to USD 34,687 million of capital contribution were made based on collections in the current year amounting to USD 30,188 million, collection of finance income amounting to USD 7.5 million, net proceeds from issue of interest-bearing bonds amounting to USD 3,946 million, opening cash balance of USD 2,939 million leaving a closing cash balance of USD 2,320 million after payment of USD 69.0 million on account of extra cash that was received from ADNOC Trading during the year ended 31 December 2023 and USD 4.6 million to suppliers for their services.

*** During the year ended 31 December 2023, repayments amounting to USD 29,715 million of capital contribution were made based on collections in the current year amounting to USD 30,582 million, collection of finance income amounting to USD 8.9 million, opening cash balance of USD 1,995 million and extra cash received from ADNOC Trading amounting to USD 69.0 million leaving a closing cash balance of USD 2,939 million after payment of USD 1 million to suppliers for their services.

ADNOC MURBAN RSC LTD

Audit report and financial statements
for the year ended 31 December 2024

	Pages
Directors' report	**1**
Independent auditor's report	**2 - 5**
Statement of profit or loss and other comprehensive income	**6**
Statement of financial position	**7**
Statement of changes in equity	**8**
Statement of cash flows	**9**
Notes to the financial statements	**10 – 30**

ADNOC MURBAN RSC LTD

Directors' report
for the year ended 31 December 2024

The Directors have pleasure in submitting their report, together with the audited financial statements of ADNOC Murban RSC LTD ("the Company") for the year ended 31 December 2024.

Principal activities
The principal activities of the Company are limited to receiving its assigned interest in Crude Oil from ADNOC and the sale of such Crude Oil under the relevant material contracts (see note 2 of the financial statements). In connection with the Company's establishment, the Company entered into (i) the Assignment Agreement with ADNOC and (ii) the Offtake Agreement with ADNOC Trading and ADNOC (see note 2 of the financial statements).

Results for the year
The Company generated cash flows of USD 30,122 million from its operating and investing activities (2023: USD 30,659 million) and used it for repayment of capital contribution amounting to USD 34,687 million (2023: USD 29,715 million). Furthermore, during the year the Company generated net proceeds of USD 3,946 million from issue of interest-bearing bonds (2023: USD Nil). In addition, during the year ended 31 December 2024 the Company made a net loss of USD 38,016 million (2023: a profit of USD 18,702 million) mainly due to non-cash fair value changes to the financial asset carried at fair value through profit or loss.

Directors
The Directors of the Company during the year and as of 31 December 2024 are as follows:

- Mr. Ahmed Khalfan Salem Muftah Almansoori;
- Mr. Khalfan Rashed Khalfan Rashed Aldahmani;
- Mr. Ahmed Hamad Al Shamsi
- Ms. Huda Abdulla Al Hanaee

There have been no changes in the Directors of the Company subsequent to the year ended 31 December 2024.

Directors' statement to the disclosure to auditors
In so far as the Directors are aware, there is no relevant information of which the Company's auditors are unaware.

The Company's auditors have been provided with access to all information of which we are aware that is relevant to the preparation of financial statements.

Auditors
EY have expressed their willingness to be re-appointed as auditor for the year ending 31 December 2025.

Signed on behalf of the Board of Directors

Mr. Ahmed Khalfan Salem Muftah Almansoori
Chairperson

Abu Dhabi

Ernst & Young • Middle East
(ADGM Branch)
P.O. Box 136
24th Floor, Office 2449, Sky Tower
Abu Dhabi Global Market Square
Al Maryah Island
Abu Dhabi, United Arab Emirates

Tel: +971 2 417 4400
+971 2 627 7522
Fax: +971 2 627 3383
abudhabi@ae.ey.com
ey.com

Registered no. 000001136

INDEPENDENT AUDITOR'S REPORT TO THE SHAREHOLDER OF

ADNOC MURBAN RSC LTD

Report on the Audit of the Financial Statements

Opinion

We have audited the financial statements of ADNOC Murban RSC (the "Company"), which comprise the statement of financial position as at 31 December 2024, and the statement of profit or loss and other comprehensive income, statement of changes in equity and statement of cash flows for the year then ended, and notes to the financial statements, including material accounting policy information.

In our opinion, the accompanying financial statements present fairly, in all material respects, the financial position of the Company as at 31 December 2024, and its financial performance and its cash flows for the year then ended in accordance with IFRS Accounting Standards as issued by the International Accounting Standards Board (IASB).

Basis for opinion

We conducted our audit in accordance with International Standards on Auditing ("ISAs"). Our responsibilities under those standards are further described in the *Auditor's responsibilities for the audit of the financial statements* section of our report. We are independent of the Company in accordance with the *International Ethics Standards Board for Accountants' International Code of Ethics for Professional Accountants (including International Independence Standards)* (the "IESBA Code") together with the ethical requirements that are relevant to our audit of the financial statements in the United Arab Emirates, and we have fulfilled our other ethical responsibilities in accordance with these requirements and the IESBA Code. We believe that the audit evidence we have obtained is sufficient and appropriate to provide a basis for our opinion.

Key audit matters

Key audit matters are those matters that, in our professional judgment, were of most significance in our audit of the financial statements of the current period. These matters were addressed in the context of our audit of the financial statements as a whole, and in forming auditor's opinion thereon, and we do not provide a separate opinion on these matters. For each matter below, our description of how our audit addressed the matter is provided in that context.

We have fulfilled the responsibilities described in the *Auditor's responsibilities for the audit of the financial statements* section of our report, including in relation to these matters. Accordingly, our audit included the performance of procedures designed to respond to our assessment of the risks of material misstatement of the financial statements. The results of our audit procedures, including the procedures performed to address the matters below, provide the basis for our audit opinion on the accompanying financial statements.

Financial asset at Fair Value Through Profit or Loss ("FVTPL") - measurement

On 1 January 2022, the Company entered into an assignment agreement with ADNOC. The assignment agreement was recorded as a financial asset at FVTPL. As of 31 December 2024, the Company's financial asset at FVTPL amounted to USD 472.6 billion (note 6) representing 99% of the Company's total assets as of that date. The measurement (at fair value) of the financial asset at FVTPL is considered as a key audit matter given the magnitude of the financial asset and the estimates involved in determining the fair value.

INDEPENDENT AUDITOR'S REPORT TO THE SHAREHOLDER OF

ADNOC MURBAN RSC LTD continued

Report on the Audit of the Financial Statements continued

Key audit matters continued

Financial asset at Fair Value Through Profit or Loss ("FVTPL") - measurement continued

The valuation was undertaken by management and an external valuer (the "Valuers"). The valuation methodology used to determine the fair value of the financial asset at FVTPL is discounted cash flow ("DCF") model.

The audit procedures performed to address this key audit matter include the following:

1 We involved our internal valuation specialists in reviewing the valuation of the financial asset at FVTPL including the appropriateness of the valuation methodology as well as the reasonableness of the key assumptions and inputs used in the valuation including the pricing curve and discount rate;

2 We assessed the external valuer independence, qualification and expertise and read the terms of their engagement to determine whether there were any matters that might have affected their objectivity or may have imposed scope limitations upon their work; and

3 We assessed the adequacy of disclosures made in the financial statements in line with the requirements of IFRS Accounting Standards.

Revenue recognition

On 1 January 2022, the Company entered into an offtake agreement with ADNOC Trading and ADNOC. The Company concluded that it acts as a principal for the sale of Crude Oil to ADNOC Trading and recognized revenue of USD 6,915 million (note 5) during the year ended 31 December 2024. Crude Oil quantities lifted by ADNOC amounting to USD 22,709 million (note 5) for the year ended 31 December 2024 were recorded as settlement of financial asset at FVTPL..

Revenue recognition is considered a key audit matter given the magnitude of the amount and the significant judgments applied (note 4).

The audit procedures performed to address this key audit matter include the following:

1 We reviewed the revenue recognition policy applied by the Company to assess its compliance with IFRS Accounting Standards' requirements;

2 We reviewed the underlying contractual terms of the offtake agreement on which management's key judgments are made;

3 We have performed substantive audit procedures which involved testing of transactions during the year; and

4 We assessed the adequacy of disclosures made in the financial statements in line with requirements of IFRS Accounting Standards.

Other information

Other information consists of the information included in the Operating and financial summary and Directors' report other than the financial statements and our auditor's report thereon. Management is responsible for the other information.

Our opinion on the financial statements does not cover the other information and we do not express any form of assurance conclusion thereon.

Report on the Audit of the Financial Statements continued

Other information continued
In connection with our audit of the financial statements, our responsibility is to read the other information and, in doing so, consider whether the other information is materially inconsistent with the financial statements or our knowledge obtained in the audit or otherwise appears to be materially misstated. If, based on the work we have performed, we conclude that there is a material misstatement of this other information, we are required to report that fact. We have nothing to report in this regard.

Responsibilities of management and the Board of Directors (the "Directors") for the financial statements
Management is responsible for the preparation and fair presentation of the financial statements in accordance with IFRS Accounting Standards and in compliance with the applicable provisions of the Company's Articles of Association and the Companies Regulations 2020 of Abu Dhabi Global Market ("ADGM"), and for such internal control as management determines is necessary to enable the preparation of financial statements that are free from material misstatement, whether due to fraud or error.

In preparing the financial statements, management is responsible for assessing the Company's ability to continue as a going concern, disclosing, as applicable, matters related to going concern and using the going concern basis of accounting unless management either intend to liquidate the Company or to cease operations, or has no realistic alternative but to do so.

The Directors are responsible for overseeing the Company's financial reporting process.

Auditor's responsibilities for the audit of the financial statements
Our objectives are to obtain reasonable assurance about whether the financial statements as a whole are free from material misstatement, whether due to fraud or error, and to issue an auditor's report that includes our opinion. Reasonable assurance is a high level of assurance, but is not a guarantee that an audit conducted in accordance with ISAs will always detect a material misstatement when it exists. Misstatements can arise from fraud or error and are considered material if, individually or in the aggregate, they could reasonably be expected to influence the economic decisions of users taken on the basis of these financial statements.

As part of an audit in accordance with ISAs, we exercise professional judgment and maintain professional skepticism throughout the audit. We also:

- Identify and assess the risks of material misstatement of the financial statements, whether due to fraud or error, design and perform audit procedures responsive to those risks, and obtain audit evidence that is sufficient and appropriate to provide a basis for our opinion. The risk of not detecting a material misstatement resulting from fraud is higher than for one resulting from error, as fraud may involve collusion, forgery, intentional omissions, misrepresentations, or the override of internal control.
- Obtain an understanding of internal control relevant to the audit in order to design audit procedures that are appropriate in the circumstances, but not for the purpose of expressing an opinion on the effectiveness of the Company's internal control.
- Evaluate the appropriateness of accounting policies used and the reasonableness of accounting estimates and related disclosures made by the directors.
- Conclude on the appropriateness of the directors' use of the going concern basis of accounting and, based on the audit evidence obtained, whether a material uncertainty exists related to events or conditions that may cast significant doubt on the Company's ability to continue as a going concern. If we conclude that a material uncertainty exists, we are required to draw attention in our auditor's report to the related disclosures in the financial statements or, if such disclosures are inadequate, to modify our opinion. Our conclusions are based on the audit evidence obtained up to the date of our auditor's report. However, future events or conditions may cause the Company to cease to continue as a going concern.

Building a better working world

INDEPENDENT AUDITOR'S REPORT TO THE SHAREHOLDER OF

ADNOC MURRAN RSC LTD continued

Report on the Audit of the Financial Statements continued

Auditor's responsibilities for the audit of the financial statements continued

- Evaluate the overall presentation, structure and content of the financial statements, including the disclosures, and whether the financial statements represent the underlying transactions and events in a manner that achieves fair presentation.

We communicate with Board of Directors regarding, among other matters, the planned scope and timing of the audit and significant audit findings, including any significant deficiencies in internal control that we identify during our audit.

We also provide the Board of Directors with a statement that we have complied with relevant ethical requirements regarding independence, and to communicate with them all relationships and other matters that may reasonably be thought to bear on our independence, and where applicable, actions taken to eliminate threats or safeguards applied.

From the matters communicated with Board of Directors, we determine those matters that were of most significance in the audit of the financial statements of the current period and are therefore the key audit matters. We describe these matters in our auditor's report unless law or regulation precludes public disclosure about the matter or when, in extremely rare circumstances, we determine that a matter should not be communicated in our report because the adverse consequences of doing so would reasonably be expected to outweigh the public interest benefits of such communication.

Report on Other Legal and Regulatory Requirements

Further, as required by the Companies Regulations 2020 of ADGM, we report that, in our opinion:

i) The financial statements include, in all material respects, the applicable requirements of the Companies Regulations 2020 of ADGM; and

ii) The financial information included in the report of the Board of Directors is consistent with the books of account and records of the Company.

Further, as required by the Resolution of the Chairman of the Abu Dhabi Accountability Authority No. (88) of 2021 regarding financial statements Audit Standards for the Subject Entities, we report that, in connection with our audit of the financial statements for the year ended 31 December 2024, nothing has come to our attention that causes us to believe that the Company has not complied, in all material respects, with any of the provisions of the following laws, regulations and circulars as applicable, which would materially affect its activities or the financial statements as at 31 December 2024:

i) Its Article of Association or Law of Establishment; and

ii) Relevant provisions of the applicable laws, resolutions and circulars organising the Company's operations.

For Ernst & Young

Raed Ahmad

13 March 2025
Abu Dhabi, United Arab Emirates

Statement of profit or loss and other comprehensive income for the year ended 31 December 2024

	Notes	**2024 USD'000**	2023 USD'000
Revenue	**5**	**6,915,117**	20,435,685
Cost of goods sold		**(6,915,117)**	(20,435,685)
Gross margin		**-**	-
Change in fair value of financial asset at FVTPL	**6**	**(37,962,212)**	18,694,132
Administrative expenses		**(4,843)**	(1,034)
Finance cost	**10**	**(56,806)**	-
Finance income		**7,489**	8,886
(Loss) / profit for the year		**(38,016,372)**	18,701,984
Other comprehensive income		**-**	-
Total comprehensive (loss) / income for the year		**(38,016,372)**	18,701,984

The accompanying notes form an integral part of these financial statements.

Statement of financial position
as at 31 December 2024

	Notes	31 December 2024 USD'000	31 December 2023 USD'000
ASSETS			
Non-current asset			
Financial asset at FVTPL	**6**	**446,675,213**	513,148,927
Current assets			
Financial asset at FVTPL	**6**	**25,974,499**	27,087,166
Due from related parties	**7**	**2,321,970**	2,885,556
Cash and cash equivalents	**8**	**2,320,323**	2,939,070
		30,616,792	32,911,792
Total assets		**477,292,005**	546,060,719
EQUITY			
Share capital	**9**	**1,000**	1,000
Capital contributions	**9**	**542,503,182**	577,190,241
Accumulated losses		**(69,216,775)**	(31,200,403)
Total equity		**473,287,407**	545,990,838
Non-current liability			
Interest-bearing bonds	**10**	**3,946,370**	-
Current liabilities			
Due to related parties	**7**	**1,340**	69,785
Accrued interest and other accruals		**56,888**	96
		58,228	69,881
Total liabilities		**4,004,598**	69,881
Total equity and liabilities		**477,292,005**	546,060,719

Mr. Ahmed Khalfan Salem Muftah Almansoori
Director

Mr. Khalfan Rashed Khalfan Rashed Aldahmani
Director

The accompanying notes form an integral part of these financial statements.

Statement of changes in equity
for the year ended 31 December 2024

	Share capital USD'000	Capital contributions USD'000	Accumulated losses USD'000	Total equity USD'000
Balance as at 1 January 2023	1,000	606,905,245	(49,902,387)	557,003,858
Repayment of capital contribution (note 9)	-	(29,715,004)	-	(29,715,004)
Total comprehensive income for the year	-	-	18,701,984	18,701,984
Balance as at 31 December 2023	1,000	577,190,241	(31,200,403)	545,990,838
Balance as at 1 January 2024	1,000	577,190,241	(31,200,403)	545,990,838
Repayment of capital contribution (note 9)	-	(34,687,059)	-	(34,687,059)
Total comprehensive loss for the year	-	-	(38,016,372)	(38,016,372)
Balance as at 31 December 2024	**1,000**	**542,503,182**	**(69,216,775)**	**473,287,407**

The accompanying notes form an integral part of these financial statements.

Statement of cash flows
for the year ended 31 December 2024

	Notes	2024 USD'000	2023 USD'000
Cash flows from operating activities			
Cash receipts from ADNOC Trading on account of crude oil sales		**8,073,780**	20,750,023
Cash receipts from ADNOC on account of partial settlement of financial asset at FVTPL		**22,113,975**	9,901,061
Cash settlement towards ADNOC Trading on account of excess cash received		**(68,670)**	-
Payment to suppliers		**(4,632)**	(1,078)
Net cash from operating activities		**30,114,453**	30,650,006
Cash flows from investing activity			
Finance income received		**7,489**	8,886
Net cash from investing activity		**7,489**	8,886
Cash flows used in financing activities			
Proceeds from issue of interest-bearing bonds	**10**	**3,946,370**	-
Repayment of capital contribution to ADNOC	**9**	**(34,687,059)**	(29,715,004)
Net cash used in financing activities		**(30,740,689)**	(29,715,004)
Net (decrease) / increase in cash and cash equivalents		**(618,747)**	943,888
Cash and cash equivalents at the beginning of the year		**2,939,070**	1,995,182
Cash and cash equivalents at the end of the year	**8**	**2,320,323**	2,939,070

The accompanying notes form an integral part of these financial statements.

Notes to the financial statements
for the year ended 31 December 2024

1 Corporate information

ADNOC Murban RSC LTD (the "**Company**") was incorporated on 19 August 2021 as a restricted scope company, with registration number 000006216, pursuant to the Abu Dhabi Global Market Companies Regulations 2020. The Company is a wholly owned subsidiary of Abu Dhabi National Oil Company (ADNOC) P.J.S.C. (**"ADNOC"** or the **"Parent Company"**) which is wholly owned by the Emirate of Abu Dhabi. The registered office of the Company is on 28th Floor, Al Sarab Tower, ADGM Square, Al Maryah Island, Abu Dhabi, United Arab Emirates.

The principal activities of the Company are limited to receiving its assigned interest in Murban Crude Oil from ADNOC ("Assigned Crude Oil" or "Crude Oil") and the sale of such Crude Oil under the relevant material contracts (see note 2). In connection with the Company's establishment, the Company entered into (i) the Assignment Agreement with ADNOC and (ii) the Offtake Agreement with ADNOC Trading and ADNOC (see note 2).

In September 2024, the Company issued medium and long-term debt securities and used the proceeds from each issuance for (1) a partial repayment of the capital contribution made to the Company for the assignment by ADNOC of the rights under the Assignment Agreement; and (2) for payment of all costs and expenses relating to such offering of medium and long-term debt securities.

These financial statements were approved by the Board of Directors and authorised for issue on 7 March 2025.

2 Material contracts

Assignment Agreement
On 1 January 2022, the Company entered into a 30-year assignment agreement (the **"Assignment Agreement"**) with ADNOC. Pursuant to the Assignment Agreement, ADNOC assigned to the Company for thirty (30) years one million barrels per day (**"Volume Availability Commitment"**) of Murban Crude Oil (**"Assigned Crude Oil"**) from ADNOC's rights to receive Crude Oil from the onshore concessions located in Abu Dhabi. In addition, ADNOC may in the future (at ADNOC's absolute discretion) assign additional volumes of Crude Oil to the Company. ADNOC's concessions are granted by the Supreme Council for Financial and Economic Affairs (formerly the Supreme Petroleum Council) on behalf of the Government of Abu Dhabi to ADNOC and certain international companies, granting ADNOC and certain international companies the exclusive right to explore, develop and produce hydrocarbon resources over certain onshore fields through individual operating companies.

Under the terms of the Assignment Agreement, ADNOC has committed to deliver to the Company an aggregate quantity not less than one (1) million barrels per day of the Assigned Crude Oil for the term of the Assignment Agreement for a total consideration of USD 637,650 million which shall be paid in any manner and at any point in time, at the Company's discretion. In the event of ADNOC's failure to deliver the Volume Availability Commitment, ADNOC shall make payments for shortfall quantities of Crude Oil multiplied by the simple average official selling price (**"OSP"**) applicable during the reconciliation period (being a period of six months in each contract year or as otherwise agreed in writing by the Company and ADNOC).

2 Material contracts (continued)

Assignment Agreement (continued)
OSP for Crude Oil is defined in the Assignment Agreement as the official selling price as announced by the Government of Abu Dhabi from time to time or if, for any period of time, no official selling price has been announced by the Government of Abu Dhabi, such other price as the Company and ADNOC may agree in writing. In the event that the Assignment Agreement is terminated by the Company due to material breach, or insolvency of ADNOC, payment default by ADNOC or termination of the concessions prior to expiry of the term of the Assignment Agreement, the Company shall be entitled to termination payment from ADNOC equal to the fair value of Assigned Crude Oil (minus all quantities delivered or otherwise paid for by ADNOC) as of the date of termination of the Assignment Agreement. ADNOC can terminate the Assignment Agreement without any termination payment in case of breach by the Company or if the Company becomes insolvent.

Offtake Agreement
On 1 January 2022, the Company also entered into 30-year offtake agreement (the **"Offtake Agreement"**) with ADNOC Trading Ltd (**"ADNOC Trading"**) and ADNOC (collectively referred as the "**Buyers**") pursuant to which the Company will make available to the Buyers at the designated delivery points quantities of Crude Oil for a price equivalent to the OSP. ADNOC will also act as the alternative buyer of such Crude Oil if ADNOC Trading does not intend, or is not able, to take delivery of any quantity of Crude Oil made available for delivery by the Company under the Offtake Agreement. If ADNOC Trading and ADNOC does not take delivery of such Crude Oil, the Company shall be entitled to sell such Crude Oil to any person through ADNOC Trading on back-to-back terms, and therefore, there is no firm commitment from ADNOC Trading or ADNOC to take delivery of the Crude Oil and either ADNOC or ADNOC Trading can choose not to take delivery of Crude Oil.

The Company can terminate the Offtake Agreement if there is material breach, payment default or insolvency of ADNOC or ADNOC Trading (buyers). The buyers can also terminate the Offtake Agreement if there is material breach by the Company. Further, the Company has the option to terminate the Offtake Agreement for convenience.

The effective date of the above agreements is 1 January 2022.

3 Basis of preparation and material accounting policy information

3.1 Basis of preparation and statement of compliance

These financial statements have been prepared in accordance with IFRS Accounting Standards as issued by the International Accounting Standards Board (IASB) and the Companies Regulations 2020 of Abu Dhabi Global Market (ADGM). These financial statements have been prepared on the historical cost basis except for the financial asset at FVTPL which was initially recognised and subsequently remeasured at fair value at each reporting date and crude oil inventories which are stated at fair value less costs to sell as explained in the accounting policies. Historical cost is generally based on the fair value of the consideration given in exchange for goods or services.

3 Basis of preparation and material accounting policy information (continued)

3.2 Functional and presentation currency

These financial statements are presented in United States Dollars ("**Dollar**" or "**USD**"), which is the Company's functional and presentation currency. The functional currency is the currency of the primary economic environment in which the entity operates. The Directors of the Company believe that USD most faithfully represents the economic effects of underlying transactions, events and conditions as the share capital issued by the Company, the material contracts (see note 2) and the Crude oil trading are denominated or executed in USD. All values are rounded to the nearest thousand except when otherwise indicated.

3.3 Material accounting policy information

The material accounting policies adopted are set out below.

Revenue recognition
For contracts determined to be within the scope of revenue recognition, the Company is required to apply a five-step model to determine when to recognise revenue, and at what amount. Revenue is measured based on the consideration to which the Company expects to be entitled in a contract with a customer and excludes amounts collected on behalf of third parties. The Company recognises revenue when it transfers control of a product or service to a customer.

The Company recognises revenue from contracts with customers based on the five-step model set out in IFRS 15:

Step 1: Identify the contract(s) with a customer

A contract is defined as an agreement between two or more parties that creates enforceable rights and obligations and sets out the criteria for every contract that must be met.

Step 2: Identify the performance obligations in the contract

A performance obligation is a unit of account and a promise in a contract with a customer to transfer a good or service to the customer.

Step 3: Determine the transaction price

The transaction price is the amount of consideration to which the Company expects to be entitled in exchange for transferring promised goods or services to a customer, excluding amounts collected on behalf of third parties.

Step 4: Allocate the transaction price to the performance obligations in the contract

For a contract that has more than one performance obligation, the Company will allocate the transaction price to each performance obligation in an amount that depicts the consideration to which the Company expects to be entitled in exchange for satisfying each performance obligation.

Step 5: Recognise revenue when (or as) the entity satisfies a performance obligation

3 Basis of preparation and other material accounting policy information (continued)

3.3 Material accounting policy information (continued)

Revenue recognition (continued)
The Company satisfies a performance obligation and recognises revenue over time, if one of the following criteria is met:

- The customer simultaneously receives and consumes the benefits provided by the Company's performance as and when the Company performs; or
- The Company's performance creates or enhances an asset that the customer controls as the asset is created or enhanced; or
- The Company's performance does not create an asset with an alternative use to the Company and the Company has an enforceable right to payment for performance completed to date.

For performance obligations where none of the above conditions are met, revenue is recognised at the point in time at which the performance obligation is satisfied.

As the Offtake Agreement does not require the Company to deliver minimum quantities to ADNOC Trading, and requires the payment of OSP as of the relevant dates, the Offtake Agreement is an executory contract accounted for under IFRS 15 *Revenue from Contracts with Customers* and as a result, revenue will be recognised when ADNOC Trading takes delivery of Crude Oil.

The Company’s revenues are derived primarily from the sale of Crude Oil under the Offtake Agreement with ADNOC Trading. Revenue is recognised when control of the Crude Oil has passed, being when the Crude Oil is delivered to ADNOC Trading, the Buyer has full discretion over the Crude Oil delivery and there is no unfulfilled obligation that could affect the ADNOC Trading’s acceptance of the Crude Oil. The Crude Oil is sold to ADNOC Trading at the OSP which is the transaction price agreed under the Offtake Agreement. A receivable is recognised when the goods are delivered as this is the point in time that the consideration is unconditional because only the passage of time is required before the payment is due. The Company does not adjust the transaction price for significant financing as payment is due typically within a short period of time.

The Company obtains legal title of the Crude Oil only momentarily before legal title is transferred to ADNOC Trading. The Company has determined that is acting as the principal in the transaction with ADNOC Trading as the nature of the Company’s promise is an obligation to deliver the Crude Oil itself under the Offtake Agreement. See note 4 for factors the Company considered in making that determination.

Financial instruments
Financial assets and financial liabilities are recognised in the Company’s statement of financial position when the Company becomes a party to the contractual provisions of an instrument. Financial assets are any assets that are (a) cash; (b) an equity instrument of another entity; (c) a contractual right to receive cash or another financial asset from another entity; or to exchange financial assets or financial liabilities with another entity under conditions that are potentially favourable to the entity; or (d) a contract that will or may be settled in the entity’s own equity instruments and is a non-derivative for which the entity is or may be obliged to receive a variable number of the entity’s own equity instruments; or a derivative that will or may be settled other than by the exchange of a fixed amount of cash or another financial asset for a fixed number of the entity’s own equity instruments.

3 Basis of preparation and other material accounting policy information (continued)

3.3 Material accounting policy information (continued)

Financial instruments

For this purpose the entity's own equity instruments do not include: instruments that are themselves contracts for the future receipt or delivery of the entity's own equity instruments; puttable instruments classified as equity or certain liabilities arising on liquidation classified by IAS 32 as equity instruments. Financial liabilities are any liabilities that are (a) a contractual obligation to deliver cash or another financial asset to another entity or to exchange financial assets or financial liabilities with another entity under conditions that are potentially unfavourable to the entity; or (b) a contract that will or may be settled in the entity's own equity instruments and is a non-derivative for which the entity is or may be obliged to deliver a variable number of the entity's own equity instruments or a derivative that will or may be settled other than by the exchange of a fixed amount of cash or another financial asset for a fixed number of the entity's own equity instruments.

Financial assets and financial liabilities are initially measured at fair value. Transaction costs that are directly attributable to the acquisition or issue of financial assets and financial liabilities (other than financial assets and financial liabilities at fair value through profit or loss) are added to or deducted from the fair value of the financial assets or financial liabilities, as appropriate, on initial recognition. Transaction costs directly attributable to the acquisition of financial assets or financial liabilities at fair value through profit or loss are recognised immediately in profit or loss.

Financial assets

Initial recognition

Financial assets at initial recognition are classified as at amortised cost, at fair value through other comprehensive income (FVTOCI) or at FVTPL. The classification of financial assets at initial recognition depends on the financial asset's contractual cash flow characteristics and the Company's business model for managing them.

Financial assets at FVTPL

Financial assets that do not meet the criteria for being measured at amortised cost or FVTOCI are measured at FVTPL. Specifically:

- Investments in equity instruments are classified as FVTPL, unless the Company designates an equity investment that is neither held for trading nor a contingent consideration arising from a business combination as FVTOCI on initial recognition;
- Debt instruments that do not meet the amortised cost criteria or the FVTOCI criteria are classified as at FVTPL. In addition, debt instruments that meet either the amortised cost criteria or the FVTOCI criteria may be designated as at FVTPL upon initial recognition if such designation eliminates or significantly reduces a measurement or recognition inconsistency (so called 'accounting mismatch') that would arise from measuring assets or liabilities or recognising the gains and losses on them on different bases.

Financial assets at FVTPL are measured at fair value at the end of each reporting period, with any fair value gains or losses recognised in profit or loss to the extent they are not part of a designated hedging relationship.

Notes to the financial statements
for the year ended 31 December 2024

3 Basis of preparation and other material accounting policy information (continued)

3.3 Material accounting policy information (continued)

Financial instruments (continued)

Financial assets (continued)
Financial assets at FVTPL (continued)
The Company entered into the Assignment Agreement as explained in note 2, which gives the Company the right to receive the Volume Availability Commitment per day of Crude Oil for 30 years. The Assignment Agreement falls under the scope of IFRS 9 due to following:

- The agreement represents a contract to buy a non-financial item that can be settled net in cash, as if the contract was a financial instrument; and
- The settlement net in cash is demonstrated by the fact that the Crude Oil is a commodity which is readily convertible to cash given the fact that there is an active market for Crude Oil, and its price is publicly available.

The assignment agreement is to be measured at fair value through profit or loss, as it would not meet the SPPI test under IFRS 9. The fair value of the financial asset at FVTPL is determined in the manner described in note 6.

Since the payment of consideration relating to the assignment agreement shall be made in any manner and at any point of time at the Company's discretion, the Company classified the consideration under the Assignment Agreement as a capital contribution in kind from ADNOC.

The Company's other financial assets include due from a related party which are subsequently recognised at amortised cost using the effective interest method and are subject to impairment.

Impairment of financial assets
The Company recognises a loss allowance for expected credit losses (ECL) associated with its due from a related party. The amount of expected credit losses is updated at each reporting date to reflect changes in credit risk since initial recognition of the respective financial instrument and depends on whether there has been a significant increase in credit risk.

The due from related party are considered to have low credit risk, and the loss allowance is therefore limited to 12 months' expected losses. The Company has not recognised any loss allowance as there is a no risk of default on the due from related party considering the fact that the amount is due from ADNOC and ADNOC Trading (a wholly owned subsidiary of ADNOC) which has a strong capacity to meet its contractual cash flow obligations in the near team and the fact that it is a wholly-owned subsidiary of the Government of Abu Dhabi.

3 Basis of preparation and other material accounting policy information (continued)

3.3 Material accounting policy information (continued)

Financial instruments (continued)

***Financial assets* (continued)**

Derecognition of financial assets

A financial asset (or, where applicable, a part of a financial asset or part of a group of similar financial assets) is derecognised (i.e., removed from the Company's statement of financial position) when:

- The contractual rights to receive cash flows from the asset have expired; or
- The Company has transferred its rights to receive cash flows from the asset or has assumed an obligation to pay the received cash flows in full without material delay to a third party under a 'pass-through' arrangement; and either (a) the Company has transferred substantially all the risks and rewards of the asset, or (b) the Company has neither transferred nor retained substantially all the risks and rewards of the asset, but has transferred control of the asset.

Financial liabilities and equity instruments

Classification as debt or equity

Debt and equity instruments are classified as either financial liabilities or as equity in accordance with the substance of the contractual arrangements and the definitions of a financial liability and an equity instrument.

Financial liabilities measured subsequently at amortised cost

The Company's financial liabilities are measured subsequently at amortised cost using the effective interest method. Gains and losses are recognised in profit or loss when the liabilities are derecognised as well as through the effective interest rate amortisation process. Amortised cost is calculated by taking into account any discount or premium on acquisition and fees or costs that are an integral part of the effective interest rate.

Derecognition of financial liabilities

The Company derecognises financial liabilities when, and only when, the Company's obligations are discharged, cancelled or have expired. When an existing financial liability is replaced by another from the same lender on substantially different terms, or the terms of an existing liability are substantially modified, such an exchange or modification is treated as the derecognition of the original liability and the recognition of a new liability. The difference between the carrying amount of the financial liability derecognised and the consideration paid and payable is recognised in profit or loss.

Effective interest method

The effective interest method is a method of calculating the amortised cost of a financial asset or financial liability and of allocating interest revenue or expense over the relevant period. The effective interest rate is the rate that exactly discounts estimated future cash payments (including all fees and points paid or received that form an integral part of the effective interest rate, transaction costs and other premiums or discounts) through the expected life of the financial asset or liability, or (where appropriate) a shorter period, to the amortised cost of a financial asset or liability.

Notes to the financial statements
for the year ended 31 December 2024

3 Basis of preparation and other material accounting policy information (continued)

3.3 Material accounting policy information (continued)

Fair value measurement
Fair value is the price that would be received on sale of an asset or paid on transfer of a liability in an orderly transaction between market participants at the measurement date, regardless of whether that price is directly observable or estimated using another valuation technique. In estimating the fair value of a financial asset or liability, the Company takes into account the characteristics of the asset or liability if market participants would take those characteristics into account when pricing the asset or liability at the measurement date. Fair value for measurement and/or disclosure purposes in these financial statements is determined on such a basis.

For financial reporting purposes, fair value measurements are categorised into level 1, 2 or 3 based on the degree to which the inputs to the fair value measurements are observable and the significance of the inputs to the fair value measurement in its entirety, which is described as follows:

- Level 1 inputs are quoted prices (unadjusted) in active markets for identical assets or liabilities that the entity can access at the measurement date;
- Level 2 inputs are inputs, other than quoted prices included within level 1, that are observable for the asset or liability, either directly (i.e. as prices) or indirectly (i.e. derived from prices); and
- Level 3 inputs are unobservable inputs for the asset or liability that are derived from valuation techniques.

Cash and cash equivalents
Cash and cash equivalents comprise cash at banks.

Inventories
Crude oil inventories are stated at fair value less costs to sell, with changes in fair value less costs to sell recognised in profit or loss in the period of the change.

Accruals
Liabilities are recognised for amounts to be paid in the future for goods or services received, whether billed by the supplier or not.

Taxation
Current income tax
The Company is subject to taxation effective from 1 January 2024 as per fiscal letter issued by Supreme Council for Financial and Economic Affairs (SCFEA). Tax rate applicable to the Company is 9%.

Current income tax assets and liabilities are measured at the amount expected to be recovered from or paid to the SCFEA. The tax rates and tax laws used to compute the amount are those that are enacted or substantively enacted at the reporting date.

Management periodically evaluates positions taken in the tax returns with respect to situations in which applicable tax regulations are subject to interpretation and establishes provisions where appropriate.

3 Basis of preparation and other material accounting policy information (continued)

3.3 Material accounting policy information (continued)

Taxation (continued)

Deferred tax

Deferred tax is the tax expected to be payable or recoverable on differences between the carrying amounts of assets and liabilities in the financial statements and the corresponding tax bases used in the computation of taxable profit, and is accounted for using the balance sheet liability method.

Deferred tax liabilities are generally recognised for all taxable temporary differences and deferred tax assets are recognised to the extent that it is probable that taxable profits will be available against which deductible temporary differences can be utilised.

The carrying amount of deferred tax assets is reviewed at the end of each reporting period and reduced to the extent that it is no longer probable that sufficient taxable profits will be available to allow all or part of the asset to be recovered.

Deferred tax is calculated at the tax rates that are expected to apply to the period when the liability is settled or the asset is realised. Deferred tax is charged or credited in the statement of profit or loss and other comprehensive income.

Deferred tax assets and liabilities are offset for financial reporting purposes when they relate to income taxes levied by the Supreme Council for Financial and Economic Affairs ("SCEFA").

3.4 New and revised IFRSs applied with no material effect on these financial statements

In the current year, the Company has applied a number of amendments to IFRS Accounting Standards issued by the International Accounting Standards Board (IASB) that are mandatorily effective for an accounting period that begins on or after 1 January 2024. Their adoption has not had any material impact on the disclosures or on the amounts reported in these financial statements.

- Classification of Liabilities as Current or Non-current and Non-current Liabilities with Covenants - Amendments to IAS 1
- Lease Liability in a Sale and Leaseback – Amendments to IFRS 16
- Disclosures: Supplier Finance Arrangements -Amendments to IAS 7 and IFRS 7

3.5 New and revised IFRSs that are issued, but not yet effective and not early adopted

The new and amended standards and interpretations that are issued, but not yet effective, up to the date of issuance of the Company's financial statements are disclosed below. The Company intends to adopt these new and amended standards and interpretations, if applicable, when they become effective.

- Amendments to IAS 21: Lack of exchangeability;
- Issuance of IFRS 18 (replacing IAS 1): Presentation and Disclosure in Financial Statements; and
- Issuance of IFRS 19: Subsidiaries without Public Accountability: Disclosures

The Company does not expect that the adoption of these new and amended standards and interpretations will have a material impact on its financial statements.

4 Critical judgments and key sources of estimation uncertainty

The preparation of the financial statements in compliance with IFRS requires the Company to make judgements, estimates and assumptions that affect the reported amounts of assets and liabilities and disclosure of contingent assets and contingent liabilities. Future events may occur which will cause the assumptions used in arriving at the estimates to change. The effects of any change in estimates are reflected in the financial statements as they become reasonably determinable.

Judgments and estimates are continually evaluated and are based on historical experience and other factors, including expectations of future events that are believed to be reasonable under the circumstances. The critical judgements and estimates used in the preparation of these financial statements are as follows:

Critical judgements

Shareholder right to terminate the Assignment Agreement
ADNOC can terminate the Assignment Agreement without any termination payment being made to the Company in case of breach of the Assignment Agreement by the Company or if the Company becomes insolvent.

The Company deems these rights given to ADNOC to terminate the Assignment Agreement to be non-substantive. In reaching such conclusion the Company considered the likelihood of breaching the Assignment Agreement or becoming insolvent and concluded that both events are very unlikely to occur. The Company has also taken into account the fact that voluntary liquidation or dissolution of the Company is defined as a shareholder reserved matter in the Company's articles of association, which also include a declaration of solvency as further explained in note 9. Accordingly, the Company believes it is appropriate to record the capital contributions in equity and a separate financial asset at FVTPL.

Assessment on the Company's sale of Crude Oil to ADNOC Trading under the Offtake Agreement
The Company concluded that it acts as a principal for the sale of Crude Oil to ADNOC Trading under the Offtake Agreement. In reaching such conclusion, the Company considered the following judgments:

- ADNOC Trading is a separate legal entity and is not party to the Assignment Agreement with ADNOC,
- The Offtake Agreement is entered between the Company as seller and ADNOC Trading and ADNOC as buyers.
- The contractual terms of the Offtake Agreement give the right to ADNOC Trading and ADNOC not to take delivery of Crude Oil which then exposes the Company to the risks and rewards associated with the Crude Oil volumes to then sell to third party customers.
- The Offtake Agreement also provides the Company with the right to terminate the Offtake Agreement for convenience and to sell the Crude Oil to third party customers. Though the likelihood of this happening is remote, the Company considered the contractual term that provides ADNOC Murban the ability to cancel the Offtake Agreement unilaterally.
- The Company assessed that it obtains control of Crude Oil before it is delivered to ADNOC Trading since it has primary responsibility for fulfilling the promise to provide the goods.

4 Critical judgments and key sources of estimation uncertainty (continued)

Critical judgements (continued)

Determination that sales to ADNOC under the Offtake Agreement does not meet the criteria to be recognised as revenue

As the Assignment Agreement and the Offtake Agreement were entered into at or near the same time between ADNOC and the Company for the same commodity, both agreements are considered in combination, and hence, the economic substance of ADNOC's offtake of Crude Oil under the Offtake Agreement is considered ADNOC's settlement of its obligation under the Assignment Agreement in cash rather than by delivery of Crude Oil, and accordingly, IFRS 15 for revenue recognition is not applicable. During year ended 31 December 2024, ADNOC lifted crude oil amounting to USD 22,709 million (2023: USD 10,132 million), for which no revenue was recognised.

Key sources of estimation uncertainty

Fair valuation of the financial asset at FVTPL

The determination of fair value for the financial asset at FVTPL is a critical source of estimation uncertainty because there is no observable market price for such contract or other similar contracts.

The valuation methodology used to determine the fair value of the financial asset at FVTPL is discounted cash flow ("**DCF**") model. The DCF model estimates the value of the financial asset based on its expected future cash flows. The fair value of the financial asset at FVTPL relies on an estimate of the future prices of Crude Oil beyond the standard contract term for Crude Oil futures. In addition, the valuation includes an estimate of when the Volume Availability Commitment will be delivered and the credit risk of the parties to the Assignment Agreement which also impact the fair value of the Assignment Agreement.

The Company determined these inputs as follows:

- A Crude Oil pricing curve has been derived from a build-up approach of underlying benchmark pricing plus a historical differential.
    - A range of pricing curve was determined by applying the following methodology:
        - An underlying benchmark was selected based on data observability and historical price correlation to Crude Oil.
        - A range of forecasts for the underlying benchmark, Brent, was developed by using various data sources over the short, medium, and long-term horizons.
        - A range of applicable differentials between Crude Oil and Brent was estimated based on historical price observed.
        - The range of differentials was applied to the Brent forecasts for the purpose of constructing the Crude Oil real price curves.
        - The resulting Crude Oil curves were tested by comparing the forecast prices in the short end to the Crude Oil futures, as well as performing a lookback analysis by reviewing historical pricing during periods of similar market conditions as of the effective date of the Assignment Agreement.
        - A range of nominal Crude Oil prices was derived from the real price forecasts by an appropriate escalation factor.

4 Critical judgments and key sources of estimation uncertainty (continued)

Key sources of estimation uncertainty (continued)

Fair valuation of the financial asset at FVTPL (continued)

- As at 31 December 2024, the valuation which is within the range as determined in the methodology above, was calculated using a curve which was constructed using futures in the short term and a single analyst forecast in the medium to long term.

- Subsequent cash flows are determined from the forecasted Crude Oil price based on the Volume Availability Commitment of one million (1,000,000) barrels of Crude Oil per day; and

- A term structure credit adjusted curve has been considered for discounting purposes. The curve used was the USD Abu Dhabi Sovereign curve on the assumption that ADNOC credit risk is similar to that of the Abu Dhabi Sovereign. The effective discount rate over the tenor of the instrument was 5.52% (2023: 4.82%)

As at 31 December 2024, the financial asset at FVTPL was valued at USD 472,650 million (2023: USD 540,236 million) and is categorised under Level 3 in the fair value hierarchy. Refer to note 6 for quantitative sensitivity analysis on significant unobservable inputs.

5 Revenue

During the year ended 31 December 2024, the Company has recognised revenue of USD 6,915 million (2023: USD 20,436 million), on account of Crude oil lifted by ADNOC Trading under the Offtake Agreement. However, for the Crude oil lifted by ADNOC under the Offtake Agreement amounting to USD 22,709 million (2023: USD 10,132 million) for the year ended 31 December 2024, no revenue has been recognised as explained in the critical judgements (note 4).

Revenue is recognised at a point in time upon lifting of Crude oil by ADNOC Trading.

Geographical markets
All revenue is generated in United Arab Emirates.

6 Financial asset at FVTPL

	31 December 2024 USD'000	31 December 2023 USD'000
At the beginning of the year	**540,236,093**	552,109,501
Change in fair value	**(37,962,212)**	18,694,132
Settlement of financial asset	**(29,624,169)**	(30,567,540)
At year end	**472,649,712**	540,236,093
Current	**25,974,499**	27,087,166
Non-current	**446,675,213**	513,148,927
	472,649,712	540,236,093

Financial asset at FVTPL represents the Assignment Agreement, which gives the Company the right to receive the Volume Availability Commitment per day of Crude Oil for 30 years (see notes 2 and 4).

Financial asset at FVTPL is recognised initially at fair value and is subsequently remeasured to fair value at each reporting date, with any fair value gains or losses recognised in profit or loss. Fair value of the financial asset at FVTPL is determined in the manner described in note 4. In addition, the financial asset is adjusted during the year for settlement of the Volume Availability Commitment as per the Assignment Agreement.

Significant unobservable inputs to valuation:
The significant unobservable inputs used in the fair value measurement categorised within Level 3 of the fair value hierarchy, together with a quantitative sensitivity analysis as at 31 December 2024 and as at 31 December 2023 are shown below:

	Increase/decrease in basis points / %	***Effect on Profit (loss) USD'million***
Discount rate:		
31 December 2024: 5.52%	**+100**	**(47,544)**
	-100	**56,073**
31 December 2023: 4.82%	+100	(57,756)
	-100	68,784

6 Financial asset at FVTPL (continued)

Significant unobservable inputs to valuation: (continued)

Pricing Curve:		
31 December 2024:	**+5%**	**23,632**
Range: USD 67.1 – 79.6 / barrel (real price)	**-5%**	**(23,632)**
31 December 2023:	+5%	27,012
Range: USD 72.99 – 93.59 / barrel (real price)	-5%	(27,012)

There were no transfers into or out of Level 3 fair value measurement during the year ended 31 December 2024 and 2023.

7 Related parties

Parties are considered to be related if one party has the ability to control the other party or exercise significant influence over the other party in making financial or operational decisions. Related parties represent ADNOC and its affiliates, the Government of Abu Dhabi and related departments and institutions, associated companies, joint ventures, shareholders, directors, and key management personnel of the Company and those entities in which they have the ability to control and exercise significant influence in financial and operating decisions. The terms of related party transactions are approved by the Company's Board of Directors. As at 31 December 2024 and 31 December 2023, the Company is a party to certain contracts with ADNOC Group such as the Assignment Agreement and Offtake Agreement as discussed further in note 2.

Balances with related parties mainly comprise:

	31 December 2024 USD'000	31 December 2023 USD'000
Related party balances:		
Financial asset at FVTPL (note 6)	**472,649,712**	540,236,093
Amounts due from related parties		
ADNOC*	**1,760,942**	1,165,865
ADNOC Trading**	**561,028**	1,719,691
	2,321,970	2,885,556

7 Related parties (continued)

	31 December 2024 USD'000	31 December 2023 USD'000
*Amounts due from ADNOC pertains to the following:		
Crude oil lifted by ADNOC**	**1,759,942**	1,164,865
Initial share capital	**1,000**	1,000
	1,760,942	1,165,865
Amounts due to related parties		
ADNOC***	**1,340**	1,115
ADNOC Trading****	**-**	68,670
	1,340	69,785

**Receivables from ADNOC Trading and ADNOC pertain to quantities of Crude Oil lifted under the Offtake Agreement and on account of partial settlement of financial asset at FVTPL, respectively. The receivables from ADNOC and ADNOC Trading on account of Crude Oil lifted, are non-interest bearing and are recoverable within 30 days from the invoice date.

***The Company does not have any employee, and it receives corporate services from ADNOC. Amount due to ADNOC includes corporate services fee amounting to USD 200 thousand for the year ended 31 December 2024 (2023: USD 200 thousand) as per the Corporate Services Agreement between ADNOC and the Company. The balance is interest free, unsecured and is expected to be settled in cash within one year.

**** Amount due to ADNOC Trading represents excess cash received which is subsequently paid back to ADNOC Trading in January 2024.

Transactions with related parties included in the statement of profit or loss and other comprehensive income are as follows:

	2024 USD'000	2023 USD'000
Revenue (note 5)	**6,915,117**	20,435,685
Cost of goods sold	**(6,915,117)**	(20,435,685)
Corporate services (included in admin expenses)	**(200)**	(200)

8 Cash and cash equivalents

	31 December 2024 USD'000	31 December 2023 USD'000
Cash at banks	**2,320,323**	2,939,070

Bank balance is denominated in US Dollar and earned interest at a range of 3.8% - 4.05% per annum for the year ended 31 December 2024 (31 December 2023: 4.05% - 4.85% per annum).

9 Share capital and capital contributions

The Company is a wholly owned subsidiary of ADNOC. The authorised and issued share capital of the Company is comprised of 1,000,000 shares of USD 1 per share (2023: 1,000,000 shares of USD 1 per share). All shares have been fully subscribed by ADNOC.

The Company recorded capital contributions of USD 637,650 million as of 1 January 2022 for the consideration recognised by the Company in relation to the Assignment Agreement of the Crude Oil (see note 2). Under the Assignment Agreement, the payment of consideration shall be made in any manner and at any point in time, at the Company's discretion and accordingly this is classified as equity within these financial statements. The commitments made by ADNOC in the Assignment Agreement are legally enforceable by the Company and are to be funded over 30 years by ADNOC through the daily deliveries of the Volume Availability Commitment or cash settlement of equivalent market value. The Company's Articles of Association has a declaration of solvency which states that prior to any resolution of the Shareholder to dissolve or merge the Company, the Board of Directors shall make a declaration of solvency certifying that the Company is able to pay its debts in full, together with all interest due on its debts (at the contractual rate applicable to such interest and based on any forward-looking assumptions as the Board reasonably determines) for a period of not less than twelve (12) months from the commencement of such Shareholder resolution. The Shareholder has confirmed that such article will not be amended or deleted so long as the Assignment Agreement remains effective.

During the year ended 31 December 2024, the Company at its sole discretion approved and repaid an amount of USD 34,687 million (2023: USD 29,715 million) as a repayment towards capital contributions made by ADNOC.

10 Interest-bearing bonds

On 11 September 2024, the Company issued USD 4 billion bonds under the newly established Global Medium Term Note Program (the "Program"). These bonds are admitted to trading and listed at the International Securities Market of the London Stock Exchange plc (the "London Stock Exchange") (the "ISM"). The bonds under the Program were issued through three tranches as follows:

Interest-bearing bonds tranche	Coupon rate	Effective interest rate	Maturity	Principal amount USD'000	Non-Current USD'000
a five-year	4.250%	4.33%	September 2029	1,000,000	995,135
a ten-year	4.500%	4.64%	September 2034	1,500,000	1,479,750
a thirty-year	5.125%	5.22%	September 2054	1,500,000	1,471,485
				4,000,000	**3,946,370**

The interest-bearing bonds are recorded at amortised cost using the effective interest rates. Interest of each tranche is payable semi-annually at coupon rate. The principal amount is repayable in one bullet payment at respective maturity of each tranche.

The liability of interest-bearing bonds is stated net of discount and transaction costs incurred in connection with the bond arrangement amounting to USD 39.5 million and USD 14.2 million, respectively.

The Company has categorised the Interest-bearing bonds into the Level 1 hierarchy for the purpose of disclosing its fair value. As of 31 December 2024, the fair value of five-year interest-bearing bond amounted to USD 968 million (31 December 2023: USD Nil), ten-year interest-bearing bond amounted to USD 1,412 million (31 December 2023: USD Nil) and thirty-year interest-bearing bond amounted to 1,356 million (31 December 2023: USD Nil) (Note 15).

Finance cost amounting to USD 56.8 million has been recorded in respect of interest-bearing bonds for the year ended 31 December 2024 (31 December 2023: USD Nil).

11 Financial risk management objectives and policies

The main risks arising from the Company's financial instruments are market risk, credit risk and liquidity risk. These risks are monitored by the Directors on a continued basis.

Market risk
The Company is exposed to the risk of fluctuations in prevailing market commodity prices on Crude Oil. If there is a sustained drop in Crude Oil Price, the amounts payable to the Company under the Offtake Agreement will be reduced and consequently the cashflow of the Company may be significantly impacted, thereby having a material adverse effect on the Company's business, results of operations and financial condition.

The sensitivity analyses for financial asset at FVTPL is presented in note 6. The sensitivity analyses are intended to illustrate the sensitivity to changes in market variables on the Company's financial instruments and show the impact on profit or loss and shareholders' equity, where applicable.

Notes to the financial statements
for the year ended 31 December 2024

11 Financial risk management objectives and policies (continued)

Market risk (continued)
As a general policy, the Company aims to sell the products at prevailing market prices. In addition, the Company's risk management strategy is to protect the Company against adverse fluctuations in oil prices by reducing its exposure to variability in cash flows to the extent that it is practicable and cost effective to do so.

Interest rate risk
The interest rates for the first, second and third tranches of the interest-bearing bonds issued are fixed at 4.250%, 4.500% and 5.125%, respectively (refer note 10). Therefore, the Company is not subject to significant interest rate risk.

Credit risk
The Company's credit risk primarily relates to concentration of credit attributable to the balance from related parties. The Directors estimate that the credit and concentration risk is not significant as the exposure is with a related party. The Directors have determined that the expected credit loss on receivable from related parties is insignificant considering that these relate to ADNOC which is a wholly-owned subsidiary of the Government of Abu Dhabi.

Liquidity risk
Ultimate responsibility for liquidity risk management rests with the Directors, which have built an appropriate liquidity risk management framework for the Company's short, medium and long-term funding and liquidity management requirements.

The Company's cash flows may still be significantly impacted if there is a sustained drop in Crude Oil price as the amounts payable to the Company under the Offtake Agreement will be reduced.

The Company limits its liquidity risk by ensuring adequate cash is being generated from revenue generated from delivery of Crude Oil, maintaining adequate reserves, issuance of long term notes, continuously monitoring forecast and actual cash flows, and matching the maturity profiles of financial assets and liabilities. As a result, the liquidity risk for the Company is assessed to be low. All financial liabilities of the Company as of 31 December 2024 and 2023 will mature in less than one year.

The Company has policies in place to ensure that it has sufficient cash on demand to meet expected operational expenses and payment of its financial obligations. Cash surplus are monitored and managed by the Company through distributions to shareholder or deposits in banks or with the shareholder.

Capital management
For the purpose of the Company's capital management, capital includes issued share capital, capital contributions and accumulated losses measured at USD 473,287 million as of 31 December 2024 (2023: USD 545,991 million). The primary objective of the Company's capital management is to maximise the shareholder's value. The Company does not have a formalised optimal target capital structure or target ratios in connection with its capital risk management objectives. The Company manages its capital structure and makes adjustments to it in light of changes in business conditions.

No changes were made in the objectives, policies or processes during the year ended 31 December 2024 and 2023.

Notes to the financial statements
for the year ended 31 December 2024

12 Segment information

The business activities of the Company are performed on an integrated basis. As discussed in note 2, the principal activities of the Company are limited to receiving its assigned interest in Crude Oil from ADNOC and the sale of such Crude Oil under the relevant material contracts. Accordingly, the Company has determined that the Company has one operating segment, and therefore, one reportable segment.

All of the Company's operations are in the United Arab Emirates.

13 Corporate Taxes

On 9 December 2022, the UAE Ministry of Finance published Federal Decree-Law No. 47 of 2022 on the Taxation of Corporations and Businesses (UAE CT Law) to introduce the Federal Corporate Tax (UAE CT) regime in the UAE. The UAE CT Law applies to Tax Periods commencing on or after 1 June 2023.

Tax periods under the UAE CT Law, mirror each company's financial year end and since the Company's Tax Period commenced from 1 January 2024 (the Company's new financial year commenced after 1 June 2023), the related current taxes shall be accounted for in the financial statements for the period beginning 1 January 2024.

There is an exemption from UAE CT for income derived by businesses engaged in Extractive Business or Non-Extractive Natural Resource Business (as defined in the UAE CT Law). This exemption applies to income earned from such businesses to the extent they are effectively subject to tax at an Emirate level. The Abu Dhabi Government issued a Fiscal Letter to the Company, which imposes Abu Dhabi Emirate tax on the Company with effect from 1 January 2024 in the form of an annual levy amounting to USD 25,000 as well as a 9% tax levied on income, subject to certain exclusions noted within the Fiscal Letter.

The Company has considered tax impact under the Fiscal Letter for the period beginning 1 January 2024 and concluded that tax impact under the Fiscal Letter is not material, as the Company has taxable loss. Accordingly, no current or deferred tax is recognised by the Company in these financial statements.

The levy of USD 25,000 for the current year has been recorded as part of administrative expenses.

Tax reconciliation:

	2024 USD'000
Accounting loss before tax	**(38,016,372)**
At income tax rate of 9% as per fiscal letter	**(3,421,473)**
Tax impact on non-deductible expenses	**3,416,599**
Non-recognition of deferred tax asset on losses	**4,874**
Income tax expense reported in the statement of profit or loss	**-**
Effective tax rate	**0%**

14 Contingencies and commitments

Contingent liabilities
As at the end of the reporting period, the Company has the following contingent liabilities.

Guarantees provided by the Company on behalf of ADNOC Group in respect of Rio Grande liquefaction project in South Texas

During 2024, ADNOC signed a share purchase agreement to acquire a 11.7% stake in Phase 1 of NextDecade Corporation's, a leading liquefied natural gas (LNG) export project located in Texas, United States, which also includes an offtake agreement. The acquisition is expected to be completed in first half of 2025.

Under this transaction, the Company has agreed to provide a guarantee to the sellers with respect to ADNOC Group's obligation to pay the equity contribution. The total expected exposure on this guarantee is approximately USD 689 million and is payable to Rio Grande LNG LLC and will expire once the equity is paid by the ADNOC Group. The fair value of this guarantee is expected to be immaterial on initial recognition and since the likelihood of default by the ADNOC Group is remote there are no future credit losses recognized.

The Company has signed a guarantee on behalf of the ADNOC Group for its purchase of output in terms of the above project. The guarantee applies to ADNOC Group's obligation to make payments for output taken when due to the producer over the period of the offtake agreement, which will commence once the acquisition is completed. The total offtake agreement value is USD 4,841 million over twenty years and is the maximum guarantee exposure under the arrangement. The guaranteed amount at any point in time is limited to the amount owed in a particular month and does not extend beyond the period when the invoice is due. The fair value of this guarantee is immaterial on initial recognition and no future credit losses are recognized since the likelihood of default by the ADNOC Group is remote.

Commitments
As at the end of the reporting period, there were no commitments to be disclosed in the financial statements (31 December 2023: none).

15 Fair values of financial instruments

Financial instruments comprise financial assets and financial liabilities.

Financial assets consist of financial asset at FVTPL, amounts due from related parties and cash and cash equivalents. Financial liability consists of amount due to related parties and interest-bearing bonds that are measured at amortised cost.

Except for interest-bearing bonds, the fair values of the Company's financial instruments are not materially different from their carrying amounts at the reporting date.

16 Disclosure of auditors' fee

In line with the requirements of Abu Dhabi Accountability Authority (ADAA) Chairman Resolution # 27 of 2023 relating to the Code of Ethics for financial statements preparers and auditors of Subject Entities, the statutory auditor fee for the Company is disclosed as follows:

	2024	2023
	USD'000	USD'000
Fees for audit	**45**	42
Other assurance services	**107**	177
	152	219

ADNOC Murban RSC LTD

FINANCIAL STATEMENTS

31 DECEMBER 2023

All parties consent to this document being signed electronically -F&PD/GFP/INT/2024/6738

OPERATING AND FINANCIAL SUMMARY
For the year ended 31 December 2023

	Volumes lifted (Million bbls.)	Opening Receivable (USD'000)	Invoiced (USD'000)	Receipts (USD'000)	Closing Receivable (USD'000)
31 December 2023					
ADNOC Trading	244.49	1,965,359	20,435,685	20,681,353*	1,719,691
ADNOC**	120.51	934,071	10,131,855	9,901,061	1,164,865
Total	**365.00**	**2,899,430**	**30,567,540**	**30,582,414**	**2,884,556**
31 December 2022					
ADNOC Trading	237.65	-	23,133,798	21,168,439	1,965,359
ADNOC**	127.35	-	12,505,702	11,571,631	934,071
Total	365.00	-	35,639,500	32,740,070	2,899,430

*This is excluding excess cash of USD 68,670 thousand received from ADNOC Trading, which is classified as due to related party as of 31 December 2023.

	For the year ended 31 December 2023 USD'000	For the year ended 31 December 2022 USD'000
Total Murban value lifted		
ADNOC Trading (refer to note 4 & 5)	20,435,685	23,133,798
ADNOC (refer to note 4 & 5)	10,131,855	12,505,702
	30,567,540	35,639,500

**A total of 120.51 million barrels amounting to USD 10,132 million were lifted by ADNOC during the year ended 31 December 2023 (2022: AED 127.35 million barrels amounting to USD 12,506 million), for which no revenue was recognised (refer to note 4 & 5).

OPERATING AND FINANCIAL SUMMARY (continued)
For the year ended 31 December 2023

	As at and for the year ended 31 December 2023 USD'000	As at and for the year ended 31 December 2022 USD'000
Cash received from ADNOC Trading	20,750,023	21,168,439
Cash received from ADNOC	9,901,061	11,571,631
	30,651,084	32,740,070
Receivables		
ADNOC Trading on account of Murban delivered (refer to note 7)	1,719,691	1,965,359
ADNOC on account of partial settlement of financial asset at FVTPL (refer to note 7)	1,164,865	934,071
	2,884,556	2,899,430
Repayment of capital contribution to ADNOC (refer to note 9)***	**(29,715,004)**	(30,744,888)
Cash and cash equivalents	**2,939,070**	1,995,182

*** During the year, repayments amounting to USD 29,715 million of capital contribution were made based on collections in the current year amounting to USD 30,582 million, collection of finance income amounting to USD 8.9 million, opening cash balance of USD 1,995 million and extra cash received from ADNOC Trading amounting to USD 69 million leaving a closing cash balance of USD 2,939 million after payment of USD 1 million to suppliers for their services.

ADNOC MURBAN RSC LTD

Audit report and financial statements
for the year ended 31 December 2023

	Pages
Directors' report	**1**
Independent auditor's report	**2 - 5**
Statement of profit or loss and other comprehensive income	**6**
Statement of financial position	**7**
Statement of changes in equity	**8**
Statement of cash flows	**9**
Notes to the financial statements	**10 – 28**

ADNOC MURBAN RSC LTD

Directors' report
for the year ended 31 December 2023

The Directors have pleasure in submitting their report, together with the audited financial statements of ADNOC Murban RSC LTD ("the Company") for the year ended 31 December 2023.

Principal activities
The principal activities of the Company are limited to receiving its assigned interest in Murban Crude Oil from ADNOC and the sale of such Murban Crude Oil under the relevant material contracts (see note 2 of the financial statements). In connection with the Company's establishment, the Company entered into (i) the Assignment Agreement with ADNOC and (ii) the Offtake Agreement with ADNOC Trading and ADNOC (see note 2 of the financial statements).

Results for the year
The Company generated cash flows of USD 30,659 million from its operating and investing activities (2022: USD 32,740 million) and used it for repayment of capital contribution amounting to USD 29,715 million (2022: USD 30,745 million). In addition, the Company made a net profit of USD 18,702 million during the year ended 31 December 2023 (during the year ended 31 December 2022: a loss of USD 49,902 million) mainly due to non-cash fair value changes to the financial asset carried at fair value through profit or loss.

Directors
The Directors of the Company as of 31 December 2023 are as follows:

- Mr. Ahmed Khalfan Salem Muftah Almansoori;
- Mr. Khalfan Rashed Khalfan Rashed Aldahmani;
- Mr. Mohamed Saif Ali Abed Alaryani (resigned)
- Mr. Omar Abdulla Salem Obaid Al Farsi (resigned)
- Mr. Ahmed Hamad Al Shamsi
- Ms. Huda Abdulla Al Hanaee

During the year ended 31 December 2023, Mr. Mohamed Saif Ali Abed Alaryani and Mr. Omar Abdulla Salem Obaid Al Farsi resigned from their position as directors of the Company and were replaced by Mr. Ahmed Hamad Al Shamsi and Ms. Huda Abdulla Al Hanaee as directors of the Company.

Directors' statement to the disclosure to auditors
In so far as the Directors are aware, there is no relevant information of which the Company's auditors are unaware.

The Company's auditors have been provided with access to all information of which we are aware that is relevant to the preparation of financial statements.

Auditors
EY have expressed their willingness to be re-appointed as auditor for the year ending 31 December 2024.

Signed on behalf of the Board of Directors

Mr. Ahmed Khalfan Salem Muftah Almansoori
Chairperson

Abu Dhabi

All parties consent to this document being signed electronically -F&PD/GFP/INT/2024/6738

Ernst & Young – Middle East
(ADGM Branch)
P.O. Box 136
Sila Tower, 24th Floor, Office 2449
Abu Dhabi Global Market Square
Al Maryah Island
Emirate of Abu Dhabi
United Arab Emirates

Tel: +971 2 417 4400
+971 2 627 7522
Fax: +971 2 627 3383
abudhabi@ae.ey.com
ey.com

ADGM Registered No. 000001136

INDEPENDENT AUDITOR'S REPORT

TO THE SHAREHOLDER OF ADNOC MURBAN RSC LTD

Report on the audit of the financial statements

Opinion

We have audited the financial statements of ADNOC Murban RSC (the "Company"), which comprise the statement of financial position as at 31 December 2023, and the statement of profit or loss and other comprehensive income, statement of changes in equity and statement of cash flows for the year then ended, and notes to the financial statements, including material accounting policy information.

In our opinion, the accompanying financial statements present fairly, in all material respects, the financial position of the Company as at 31 December 2023, and its financial performance and its cash flows for the year then ended in accordance with International Financial Reporting Standards ("IFRSs").

Basis for opinion

We conducted our audit in accordance with International Standards on Auditing ("ISAs"). Our responsibilities under those standards are further described in the *Auditor's responsibilities for the audit of the financial statements* section of our report. We are independent of the Company in accordance with the *International Ethics Standards Board for Accountants' International Code of Ethics for Professional Accountants (including International Independence Standards)* (the "IESBA Code") together with the ethical requirements that are relevant to our audit of the financial statements in the United Arab Emirates, and we have fulfilled our other ethical responsibilities in accordance with these requirements and the IESBA Code. We believe that the audit evidence we have obtained is sufficient and appropriate to provide a basis for our opinion.

Key audit matters

Key audit matters are those matters that, in our professional judgment, were of most significance in our audit of the financial statements of the current period. These matters were addressed in the context of our audit of the financial statements as a whole, and in forming auditor's opinion thereon, and we do not provide a separate opinion on these matters. For each matter below, our description of how our audit addressed the matter is provided in that context.

We have fulfilled the responsibilities described in the *Auditor's responsibilities for the audit of the financial statements* section of our report, including in relation to these matters. Accordingly, our audit included the performance of procedures designed to respond to our assessment of the risks of material misstatement of the financial statements. The results of our audit procedures, including the procedures performed to address the matters below, provide the basis for our audit opinion on the accompanying financial statements.

Financial asset at Fair Value Through Profit or Loss ("FVTPL") - measurment

On 1 January 2022, the Company entered into an assignment agreement with ADNOC. The assignment agreement was recorded as a financial asset at FVTPL. As of 31 December 2023, the Company's financial asset at FVTPL amounted to USD 540.2 billion (note 6) representing 99% of the Company's total assets as of that date. The measurement (at fair value) of the financial asset at FVTPL is considered as a key audit matter given the magnitude of the financial asset and the estimates involved in determining the fair value.

The valuation was undertaken by management and an external valuer (the "Valuers"). The valuation methodology used to determine the fair value of the financial asset at FVTPL is discounted cash flow ("DCF") model.

The audit procedures performed to address this key audit matter include the following:

1 We involved our internal valuation specialists in reviewing the valuation of the financial asset at FVTPL including the appropriateness of the valuation methodology as well as the reasonableness of the key assumptions and inputs used in the valuation including the pricing curve and discount rate;

A member firm of Ernst & Young Global Limited

INDEPENDENT AUDITOR'S REPORT

TO THE SHAREHOLDER OF ADNOC MURBAN RSC LTD continued

Report on the audit of the financial statements (continued)

Key audit matters continued
Financial asset at Fair Value Through Profit or Loss ("FVTPL") - measurment continued

2 We assessed the external valuer independence, qualification and expertise and read the terms of their engagement to determine whether there were any matters that might have affected their objectivity or may have imposed scope limitations upon their work; and

3 We assessed the adequacy of disclosures made in the financial statements in line with the requirements of IFRSs.

Revenue recognition
On 1 January 2022, the Company entered into an offtake agreement with ADNOC Trading and ADNOC. The Company concluded that it acts as a principal for the sale of Murban Crude Oil to ADNOC Trading and recognized revenue of USD 20,436 million (note 5) during the year ended 31 December 2023. Murban Crude Oil quantities lifted by ADNOC amounting to USD 10,132 million (note 5) for the year ended 31 December 2023 were recorded as settlement of financial asset at FVTPL.

Revenue recognition is considered a key audit matter given the magnitude of the amount and the significant judgments applied (note 4).

The audit procedures performed to address this key audit matter include the following:

1 We reviewed the revenue recognition policy applied by the Company to assess its compliance with IFRS requirements;

2 We reviewed the underlying contractual terms of the offtake agreement on which management's key judgments are made;

3 We have performed substantive audit procedures which involved testing of transactions during the year; and

4 We assessed the adequacy of disclosures made in the financial statements in line with requirements of IFRSs.

Other information
Other information consists of the information included in the Operating and financial summary and Directors' report other than the financial statements and our auditor's report thereon. Management is responsible for the other information.

Our opinion on the financial statements does not cover the other information and we do not express any form of assurance conclusion thereon.

In connection with our audit of the financial statements, our responsibility is to read the other information and, in doing so, consider whether the other information is materially inconsistent with the financial statements or our knowledge obtained in the audit or otherwise appears to be materially misstated. If, based on the work we have performed, we conclude that there is a material misstatement of this other information, we are required to report that fact. We have nothing to report in this regard.

A member firm of Ernst & Young Global Limited

Report on the audit of the financial statements (continued)

Responsibilities of management and the Board of Directors (the "Directors") for the financial statements
Management is responsible for the preparation and fair presentation of the financial statements in accordance with IFRSs and in compliance with the applicable provisions of the Company's Articles of Association and the Companies Regulations 2020 of Abu Dhabi Global Market ("ADGM"), and for such internal control as management determines is necessary to enable the preparation of financial statements that are free from material misstatement, whether due to fraud or error.

In preparing the financial statements, management is responsible for assessing the Company's ability to continue as a going concern, disclosing, as applicable, matters related to going concern and using the going concern basis of accounting unless management either intend to liquidate the Company or to cease operations, or has no realistic alternative but to do so.

The Directors are responsible for overseeing the Company's financial reporting process.

Auditor's responsibilities for the audit of the financial statements
Our objectives are to obtain reasonable assurance about whether the financial statements as a whole are free from material misstatement, whether due to fraud or error, and to issue an auditor's report that includes our opinion. Reasonable assurance is a high level of assurance, but is not a guarantee that an audit conducted in accordance with ISAs will always detect a material misstatement when it exists. Misstatements can arise from fraud or error and are considered material if, individually or in the aggregate, they could reasonably be expected to influence the economic decisions of users taken on the basis of these financial statements.

As part of an audit in accordance with ISAs, we exercise professional judgment and maintain professional skepticism throughout the audit. We also:

- Identify and assess the risks of material misstatement of the financial statements, whether due to fraud or error, design and perform audit procedures responsive to those risks, and obtain audit evidence that is sufficient and appropriate to provide a basis for our opinion. The risk of not detecting a material misstatement resulting from fraud is higher than for one resulting from error, as fraud may involve collusion, forgery, intentional omissions, misrepresentations, or the override of internal control.

- Obtain an understanding of internal control relevant to the audit in order to design audit procedures that are appropriate in the circumstances, but not for the purpose of expressing an opinion on the effectiveness of the Company's internal control.

- Evaluate the appropriateness of accounting policies used and the reasonableness of accounting estimates and related disclosures made by the directors.

- Conclude on the appropriateness of the directors' use of the going concern basis of accounting and, based on the audit evidence obtained, whether a material uncertainty exists related to events or conditions that may cast significant doubt on the Company's ability to continue as a going concern. If we conclude that a material uncertainty exists, we are required to draw attention in our auditor's report to the related disclosures in the financial statements or, if such disclosures are inadequate, to modify our opinion. Our conclusions are based on the audit evidence obtained up to the date of our auditor's report. However, future events or conditions may cause the Company to cease to continue as a going concern.

- Evaluate the overall presentation, structure and content of the financial statements, including the disclosures, and whether the financial statements represent the underlying transactions and events in a manner that achieves fair presentation.

A member firm of Ernst & Young Global Limited

TO THE SHAREHOLDER OF ADNOC MURBAN RSC LTD continued

Report on the audit of the financial statements (continued)

Auditor's responsibilities for the audit of the financial statements continued

We communicate with Board of Directors regarding, among other matters, the planned scope and timing of the audit and significant audit findings, including any significant deficiencies in internal control that we identify during our audit.

From the matters communicated with Board of Directors, we determine those matters that were of most significance in the audit of the financial statements of the current period and are therefore the key audit matters. We describe these matters in our auditor's report unless law or regulation precludes public disclosure about the matter or when, in extremely rare circumstances, we determine that a matter should not be communicated in our report because the adverse consequences of doing so would reasonably be expected to outweigh the public interest benefits of such communication.

Report on Other Legal and Regulatory Requirements

Further, as required by the Companies Regulations 2020 of ADGM, we report that, in our opinion:

i) The financial statements include, in all material respects, the applicable requirements of the Companies Regulations 2020 of ADGM; and

ii) The financial information included in the report of the Board of Directors is consistent with the books of account and records of the Company.

Further, as required by the Resolution of the Chairman of the Abu Dhabi Accountability Authority No. (88) of 2021 regarding financial statements Audit Standards for the Subject Entities, we report that, in connection with our audit of the financial statements for the year ended 31 December 2023, nothing has come to our attention that causes us to believe that the Company has not complied, in all material respects, with any of the provisions of the following laws, regulations and circulars as applicable, which would materially affect its activities or the financial statements as at 31 December 2023:

i) Its Article of Association or Law of Establishment; and

ii) Relevant provisions of the applicable laws, resolutions and circulars organising the Company's operations.

Signed by:
Raed Ahmad
Partner
Ernst & Young
Registration No 811

5 April 2024
Abu Dhabi

A member firm of Ernst & Young Global Limited

Statement of profit or loss and other comprehensive income for the year ended 31 December 2023

	Notes	2023 USD'000	2022 USD'000
Revenue	5	**20,435,685**	23,133,798
Cost of goods sold		**(20,435,685)**	(23,133,798)
Gross margin		**-**	-
Change in fair value of financial asset at FVTPL	6	**18,694,132**	(49,901,132)
Administrative expenses		**(1,034)**	(1,255)
Finance income		**8,886**	-
Profit / (loss) for the year		**18,701,984**	(49,902,387)
Other comprehensive income		**-**	-
Total comprehensive income / (loss) for the year		**18,701,984**	(49,902,387)

The accompanying notes form an integral part of these financial statements.

All parties consent to this document being signed electronically -F&PD/GFP/INT/2024/6738

Statement of financial position as at 31 December 2023

	Notes	31 December 2023 USD'000	31 December 2022 USD'000
ASSETS			
Non-current asset			
Financial asset at FVTPL	**6**	**513,148,927**	522,515,461
Current assets			
Financial asset at FVTPL	**6**	**27,087,166**	29,594,040
Due from related parties	**7**	**2,885,556**	2,900,430
Cash and cash equivalents	**8**	**2,939,070**	1,995,182
		32,911,792	34,489,652
Total assets		**546,060,719**	557,005,113
EQUITY			
Share capital	**9**	**1,000**	1,000
Capital contributions	**9**	**577,190,241**	606,905,245
Accumulated losses		**(31,200,403)**	(49,902,387)
Total equity		**545,990,838**	557,003,858
Current liabilities			
Due to related parties	**7**	**69,785**	1,255
Accruals		**96**	-
Total liability		**69,881**	1,255
Total equity and liability		**546,060,719**	557,005,113

Mr. Ahmed Khalfan Salem Muftah Almansoori
Director

Mr. Khalfan Rashed Khalfan Rashed Aldahmani
Director

The accompanying notes form an integral part of these financial statements.

All parties consent to this document being signed electronically -F&PD/GFP/INT/2024/6738

Statement of changes in equity
for the year ended 31 December 2023

	Share capital USD'000	Capital contributions USD'000	Accumulated losses USD'000	Total equity USD'000
Balance as at 1 January 2022	1,000	637,650,133	-	637,651,133
Repayment of capital contribution (note 9)	-	(30,744,888)	-	(30,744,888)
Total comprehensive loss for the year	-	-	(49,902,387)	(49,902,387)
Balance as at 31 December 2022	1,000	606,905,245	(49,902,387)	557,003,858
Balance as at 1 January 2023	1,000	606,905,245	(49,902,387)	557,003,858
Repayment of capital contribution (note 9)	-	(29,715,004)	-	(29,715,004)
Total comprehensive income for the year	-	-	18,701,984	18,701,984
Balance as at 31 December 2023	**1,000**	**577,190,241**	**(31,200,403)**	**545,990,838**

The accompanying notes form an integral part of these financial statements.

All parties consent to this document being signed electronically -F&PD/GFP/INT/2024/6738

Statement of cash flows
for the year ended 31 December 2023

	2023 USD'000	2022 USD'000
Cash flows from operating activities		
Cash receipts from ADNOC Trading on account of crude oil sales	**20,750,023**	21,168,439
Cash receipts from ADNOC on account of partial settlement of financial asset at FVTPL	**9,901,061**	11,571,631
Payment to suppliers	**(1,078)**	-
Net cash from operating activities	**30,650,006**	32,740,070
Cash flows from investing activity		
Finance income received	**8,886**	-
Net cash from investing activity	**8,886**	**-**
Cash flows used in financing activity		
Repayment of capital contribution to ADNOC (note 9)	**(29,715,004)**	(30,744,888)
Net cash used in financing activity	**(29,715,004)**	(30,744,888)
Net increase in cash and cash equivalents	**943,888**	1,995,182
Cash and cash equivalents at the beginning of the year	**1,995,182**	-
Cash and cash equivalents at the end of the year (note 8)	**2,939,070**	1,995,182

The accompanying notes form an integral part of these financial statements.

All parties consent to this document being signed electronically -F&PD/GFP/INT/2024/6738

Notes to the financial statements
for the year ended 31 December 2023

1 Corporate information

ADNOC Murban RSC LTD (the "**Company**") was incorporated on 19 August 2021 as a restricted scope company, with registration number 000006216, pursuant to the Abu Dhabi Global Market Companies Regulations 2020. The Company is a wholly owned subsidiary of Abu Dhabi National Oil Company (ADNOC) P.J.S.C. (**"ADNOC"** or the **"Parent Company"**) which is wholly owned by the Emirate of Abu Dhabi. The registered office of the Company is on 28th Floor, Al Sarab Tower, ADGM Square, Al Maryah Island, Abu Dhabi, United Arab Emirates.

The principal activities of the Company are limited to receiving its assigned interest in Murban Crude Oil from ADNOC and the sale of such Murban Crude Oil under the relevant material contracts (see note 2). In connection with the Company's establishment, the Company entered into (i) the Assignment Agreement with ADNOC and (ii) the Offtake Agreement with ADNOC Trading and ADNOC (see note 2).

The Company intends to issue medium - or long-term debt securities and to use the proceeds from each issuance for (1) a partial repayment of the capital contribution made to the Company for the assignment by ADNOC of the rights under the Assignment Agreement; and (2) for payment of all costs and expenses relating to such offering of medium- or long-term debt securities.

These financial statements were approved by the Board of Directors and authorised for issue on 5 April 2024.

2 Material contracts

Assignment Agreement
On 1 January 2022, the Company entered into a 30-year assignment agreement (the **"Assignment Agreement"**) with ADNOC. Pursuant to the Assignment Agreement, ADNOC assigned to the Company for thirty (30) years one million barrels per day (**"Volume Availability Commitment"**) of Murban Crude Oil (**"Assigned Murban Crude Oil"**) from ADNOC's rights to receive Murban Crude Oil from the onshore concessions located in Abu Dhabi. In addition, ADNOC may in the future (at ADNOC's absolute discretion) assign additional volumes of Murban Crude Oil to the Company. ADNOC's concessions are granted by the Supreme Council for Financial and Economic Affairs (formerly the Supreme Petroleum Council) on behalf of the Government of Abu Dhabi to ADNOC and certain international companies, granting ADNOC and certain international companies the exclusive right to explore, develop and produce hydrocarbon resources over certain onshore fields through individual operating companies.

Under the terms of the Assignment Agreement, ADNOC has committed to deliver to the Company an aggregate quantity not less than one (1) million barrels per day of the Assigned Murban Crude Oil for the term of the Assignment Agreement for a total consideration of USD 637,650 million which shall be paid in any manner and at any point in time, at the Company's discretion. In the event of ADNOC's failure to deliver the Volume Availability Commitment, ADNOC shall make payments for shortfall quantities of Murban Crude Oil multiplied by the simple average official selling price (**"OSP"**) applicable during the reconciliation period (being a period of six months in each contract year or as otherwise agreed in writing by the Company and ADNOC).

All parties consent to this document being signed electronically -F&PD/GFP/INT/2024/6738

2 Material contracts (continued)

Assignment Agreement (continued)
OSP for Murban Crude Oil is defined in the Assignment Agreement as the official selling price as announced by the Government of Abu Dhabi from time to time or if, for any period of time, no official selling price has been announced by the Government of Abu Dhabi, such other price as the Company and ADNOC may agree in writing. In the event that the Assignment Agreement is terminated by the Company due to material breach, or insolvency of ADNOC, payment default by ADNOC or termination of the concessions prior to expiry of the term of the Assignment Agreement, the Company shall be entitled to termination payment from ADNOC equal to the fair value of Assigned Murban Crude Oil (minus all quantities delivered or otherwise paid for by ADNOC) as of the date of termination of the Assignment Agreement. ADNOC can terminate the Assignment Agreement without any termination payment in case of breach by the Company or if the Company becomes insolvent.

Offtake Agreement
On 1 January 2022, the Company also entered into 30-year offtake agreement (the **"Offtake Agreement"**) with ADNOC Trading Ltd (**"ADNOC Trading"**) and ADNOC (collectively referred as the "**Buyers**") pursuant to which the Company will make available to the Buyers at the designated delivery points quantities of Murban Crude Oil for a price equivalent to the OSP. ADNOC will also act as the alternative buyer of such Murban Crude Oil if ADNOC Trading does not intend, or is not able, to take delivery of any quantity of Murban Crude Oil made available for delivery by the Company under the Offtake Agreement. If ADNOC Trading and ADNOC does not take delivery of such Murban Crude Oil, the Company shall be entitled to sell such Murban Crude Oil to any person through ADNOC Trading on back-to-back terms, and therefore, there is no firm commitment from ADNOC Trading or ADNOC to take delivery of the Murban Crude Oil and either ADNOC or ADNOC Trading can choose not to take delivery of Murban Crude Oil.

The Company can terminate the Offtake Agreement if there is material breach, payment default or insolvency of ADNOC or ADNOC Trading (buyers). The buyers can also terminate the Offtake Agreement if there is material breach by the Company. Further, the Company has the option to terminate the Offtake Agreement for convenience.

The effective date of the above agreements is 1 January 2022.

3 Basis of preparation and material accounting policy information

3.1 Basis of preparation and statement of compliance

These financial statements have been prepared in accordance with IFRS as issued by the International Accounting Standards Board (IASB) and the Companies Regulations 2020 of Abu Dhabi Global Market (ADGM). These financial statements have been prepared on the historical cost basis except for the financial asset at FVTPL which was initially recognised and subsequently remeasured at fair value at each reporting date and crude oil inventories which are stated at fair value less costs to sell as explained in the accounting policies. Historical cost is generally based on the fair value of the consideration given in exchange for goods or services.

All parties consent to this document being signed electronically -F&PD/GFP/INT/2024/6738

3 Basis of preparation and material accounting policy information (continued)

3.2 Functional and presentation currency

These financial statements are presented in United States Dollars ("**Dollar**" or "**USD**"), which is the Company's functional and presentation currency. The functional currency is the currency of the primary economic environment in which the entity operates. The Directors of the Company believe that USD most faithfully represents the economic effects of underlying transactions, events and conditions as the share capital issued by the Company, the material contracts (see note 2) and the murban crude oil trading are denominated or executed in USD. All values are rounded to the nearest thousand except when otherwise indicated.

3.3 Material accounting policy information

The material accounting policies adopted are set out below.

Revenue recognition
For contracts determined to be within the scope of revenue recognition, the Company is required to apply a five-step model to determine when to recognise revenue, and at what amount. Revenue is measured based on the consideration to which the Company expects to be entitled in a contract with a customer and excludes amounts collected on behalf of third parties. The Company recognises revenue when it transfers control of a product or service to a customer.

The Company recognises revenue from contracts with customers based on the five-step model set out in IFRS 15:

Step 1: Identify the contract(s) with a customer

A contract is defined as an agreement between two or more parties that creates enforceable rights and obligations and sets out the criteria for every contract that must be met.

Step 2: Identify the performance obligations in the contract

A performance obligation is a unit of account and a promise in a contract with a customer to transfer a good or service to the customer.

Step 3: Determine the transaction price

The transaction price is the amount of consideration to which the Company expects to be entitled in exchange for transferring promised goods or services to a customer, excluding amounts collected on behalf of third parties.

Step 4: Allocate the transaction price to the performance obligations in the contract

For a contract that has more than one performance obligation, the Company will allocate the transaction price to each performance obligation in an amount that depicts the consideration to which the Company expects to be entitled in exchange for satisfying each performance obligation.

Step 5: Recognise revenue when (or as) the entity satisfies a performance obligation

All parties consent to this document being signed electronically -F&PD/GFP/INT/2024/6738

3 Basis of preparation and other material accounting policy information (continued)

3.3 Material accounting policy information (continued)

Revenue recognition (continued)
The Company satisfies a performance obligation and recognises revenue over time, if one of the following criteria is met:

- The customer simultaneously receives and consumes the benefits provided by the Company's performance as and when the Company performs; or
- The Company's performance creates or enhances an asset that the customer controls as the asset is created or enhanced; or
- The Company's performance does not create an asset with an alternative use to the Company and the Company has an enforceable right to payment for performance completed to date.

For performance obligations where none of the above conditions are met, revenue is recognised at the point in time at which the performance obligation is satisfied.

As the Offtake Agreement does not require the Company to deliver minimum quantities to ADNOC Trading, and requires the payment of OSP as of the relevant dates, the Offtake Agreement is an executory contract accounted for under IFRS 15 *Revenue from Contracts with Customers* and as a result, revenue will be recognised when ADNOC Trading takes delivery of Murban Crude Oil.

The Company's revenues are derived primarily from the sale of Murban Crude Oil under the Offtake Agreement with ADNOC Trading. Revenue is recognised when control of the Murban Crude Oil has passed, being when the Murban Crude Oil is delivered to ADNOC Trading, the Buyer has full discretion over the Murban Crude Oil delivery and there is no unfulfilled obligation that could affect the ADNOC Trading's acceptance of the Murban Crude Oil. The Murban Crude Oil is sold to ADNOC Trading at the OSP which is the transaction price agreed under the Offtake Agreement. A receivable is recognised when the goods are delivered as this is the point in time that the consideration is unconditional because only the passage of time is required before the payment is due. The Company does not adjust the transaction price for significant financing as payment is due typically within a short period of time.

The Company obtains legal title of the Murban Crude Oil only momentarily before legal title is transferred to ADNOC Trading. The Company has determined that is acting as the principal in the transaction with ADNOC Trading as the nature of the Company's promise is an obligation to deliver the Murban Crude Oil itself under the Offtake Agreement. See note 4 for factors the Company considered in making that determination.

Financial instruments

Financial assets and financial liabilities are recognised in the Company's statement of financial position when the Company becomes a party to the contractual provisions of an instrument. Financial assets are any assets that are (a) cash; (b) an equity instrument of another entity; (c) a contractual right to receive cash or another financial asset from another entity; or to exchange financial assets or financial liabilities with another entity under conditions that are potentially favourable to the entity; or (d) a contract that will or may be settled in the entity's own equity instruments and is a non-derivative for which the entity is or may be obliged to receive a variable number of the entity's own equity instruments; or a derivative that will or may be settled other than by the exchange of a fixed amount of cash or another financial asset for a fixed number of the entity's own equity instruments.

All parties consent to this document being signed electronically -F&PD/GFP/INT/2024/6738

3 Basis of preparation and other material accounting policy information (continued)

3.3 Material accounting policy information (continued)

Financial instruments

For this purpose the entity's own equity instruments do not include: instruments that are themselves contracts for the future receipt or delivery of the entity's own equity instruments; puttable instruments classified as equity or certain liabilities arising on liquidation classified by IAS 32 as equity instruments. Financial liabilities are any liabilities that are (a) a contractual obligation to deliver cash or another financial asset to another entity or to exchange financial assets or financial liabilities with another entity under conditions that are potentially unfavourable to the entity; or (b) a contract that will or may be settled in the entity's own equity instruments and is a non-derivative for which the entity is or may be obliged to deliver a variable number of the entity's own equity instruments or a derivative that will or may be settled other than by the exchange of a fixed amount of cash or another financial asset for a fixed number of the entity's own equity instruments.

Financial assets and financial liabilities are initially measured at fair value. Transaction costs that are directly attributable to the acquisition or issue of financial assets and financial liabilities (other than financial assets and financial liabilities at fair value through profit or loss) are added to or deducted from the fair value of the financial assets or financial liabilities, as appropriate, on initial recognition. Transaction costs directly attributable to the acquisition of financial assets or financial liabilities at fair value through profit or loss are recognised immediately in profit or loss.

Financial assets

Initial recognition
Financial assets at initial recognition are classified as at amortised cost, at fair value through other comprehensive income (FVTOCI) or at FVTPL. The classification of financial assets at initial recognition depends on the financial asset's contractual cash flow characteristics and the Company's business model for managing them.

Financial assets at FVTPL
Financial assets that do not meet the criteria for being measured at amortised cost or FVTOCI are measured at FVTPL. Specifically:

- Investments in equity instruments are classified as FVTPL, unless the Company designates an equity investment that is neither held for trading nor a contingent consideration arising from a business combination as FVTOCI on initial recognition;
- Debt instruments that do not meet the amortised cost criteria or the FVTOCI criteria are classified as at FVTPL. In addition, debt instruments that meet either the amortised cost criteria or the FVTOCI criteria may be designated as at FVTPL upon initial recognition if such designation eliminates or significantly reduces a measurement or recognition inconsistency (so called 'accounting mismatch') that would arise from measuring assets or liabilities or recognising the gains and losses on them on different bases.

Financial assets at FVTPL are measured at fair value at the end of each reporting period, with any fair value gains or losses recognised in profit or loss to the extent they are not part of a designated hedging relationship.

All parties consent to this document being signed electronically -F&PD/GFP/INT/2024/6738

3 Basis of preparation and other material accounting policy information (continued)

3.3 Material accounting policy information (continued)

Financial instruments (continued)

***Financial instruments* (continued)**

Financial assets (continued)

Financial assets at FVTPL (continued)
The Company entered into the Assignment Agreement as explained in note 2, which gives the Company the right to receive the Volume Availability Commitment per day of Murban Crude Oil for 30 years. The Assignment Agreement falls under the scope of IFRS 9 due to following:

- The agreement represents a contract to buy a non-financial item that can be settled net in cash, as if the contract was a financial instrument; and
- The settlement net in cash is demonstrated by the fact that the Murban Crude Oil is a commodity which is readily convertible to cash given the fact that there is an active market for Murban Crude Oil, and its price is publicly available.

The assignment agreement is to be measured at fair value through profit or loss, as it would not meet the SPPI test under IFRS 9. The fair value of the financial asset at FVTPL is determined in the manner described in note 6.

Since the payment of consideration relating to the assignment agreement shall be made in any manner and at any point of time at the Company's discretion, the Company classified the consideration under the Assignment Agreement as a capital contribution in kind from ADNOC.

The Company's other financial assets include due from a related party which are subsequently recognised at amortised cost using the effective interest method and are subject to impairment.

Impairment of financial assets
The Company recognises a loss allowance for expected credit losses (ECL) associated with its due from a related party. The amount of expected credit losses is updated at each reporting date to reflect changes in credit risk since initial recognition of the respective financial instrument and depends on whether there has been a significant increase in credit risk.

The due from related party are considered to have low credit risk, and the loss allowance is therefore limited to 12 months' expected losses. The Company has not recognised any loss allowance as there is a no risk of default on the due from related party considering the fact that the amount is due from ADNOC and ADNOC Trading (a wholly owned subsidiary of ADNOC) which has a strong capacity to meet its contractual cash flow obligations in the near team and the fact that it is a wholly-owned subsidiary of the Government of Abu Dhabi.

All parties consent to this document being signed electronically -F&PD/GFP/INT/2024/6738

3 Basis of preparation and other material accounting policy information (continued)

3.3 Material accounting policy information (continued)

Financial instruments (continued)

***Financial assets* (continued)**

Derecognition of financial assets
A financial asset (or, where applicable, a part of a financial asset or part of a group of similar financial assets) is derecognised (i.e., removed from the Company's statement of financial position) when:

- The contractual rights to receive cash flows from the asset have expired; or
- The Company has transferred its rights to receive cash flows from the asset or has assumed an obligation to pay the received cash flows in full without material delay to a third party under a 'pass-through' arrangement; and either (a) the Company has transferred substantially all the risks and rewards of the asset, or (b) the Company has neither transferred nor retained substantially all the risks and rewards of the asset, but has transferred control of the asset.

Financial liabilities and equity instruments

Classification as debt or equity

Debt and equity instruments are classified as either financial liabilities or as equity in accordance with the substance of the contractual arrangements and the definitions of a financial liability and an equity instrument.

Financial liabilities measured subsequently at amortised cost

The Company's financial liabilities are measured subsequently at amortised cost using the effective interest method. Gains and losses are recognised in profit or loss when the liabilities are derecognised as well as through the effective interest rate amortisation process. Amortised cost is calculated by taking into account any discount or premium on acquisition and fees or costs that are an integral part of the effective interest rate.

Derecognition of financial liabilities

The Company derecognises financial liabilities when, and only when, the Company's obligations are discharged, cancelled or have expired. When an existing financial liability is replaced by another from the same lender on substantially different terms, or the terms of an existing liability are substantially modified, such an exchange or modification is treated as the derecognition of the original liability and the recognition of a new liability. The difference between the carrying amount of the financial liability derecognised and the consideration paid and payable is recognised in profit or loss.

Effective interest method

The effective interest method is a method of calculating the amortised cost of a financial asset or financial liability and of allocating interest revenue or expense over the relevant period. The effective interest rate is the rate that exactly discounts estimated future cash payments (including all fees and points paid or received that form an integral part of the effective interest rate, transaction costs and other premiums or discounts) through the expected life of the financial asset or liability, or (where appropriate) a shorter period, to the amortised cost of a financial asset or liability.

All parties consent to this document being signed electronically -F&PD/GFP/INT/2024/6738

Notes to the financial statements
for the year ended 31 December 2023

3 Basis of preparation and other material accounting policy information (continued)

3.3 Material accounting policy information (continued)

Fair value measurement

Fair value is the price that would be received on sale of an asset or paid on transfer of a liability in an orderly transaction between market participants at the measurement date, regardless of whether that price is directly observable or estimated using another valuation technique. In estimating the fair value of a financial asset or liability, the Company takes into account the characteristics of the asset or liability if market participants would take those characteristics into account when pricing the asset or liability at the measurement date. Fair value for measurement and/or disclosure purposes in these financial statements is determined on such a basis.

For financial reporting purposes, fair value measurements are categorised into level 1, 2 or 3 based on the degree to which the inputs to the fair value measurements are observable and the significance of the inputs to the fair value measurement in its entirety, which is described as follows:

- Level 1 inputs are quoted prices (unadjusted) in active markets for identical assets or liabilities that the entity can access at the measurement date;
- Level 2 inputs are inputs, other than quoted prices included within level 1, that are observable for the asset or liability, either directly (i.e. as prices) or indirectly (i.e. derived from prices); and
- Level 3 inputs are unobservable inputs for the asset or liability that are derived from valuation techniques.

Cash and cash equivalents

Cash and cash equivalents comprise cash at banks.

Inventories

Crude oil inventories are stated at fair value less costs to sell, with changes in fair value less costs to sell recognised in profit or loss in the period of the change.

Accruals

Liabilities are recognised for amounts to be paid in the future for goods or services received, whether billed by the supplier or not.

All parties consent to this document being signed electronically -F&PD/GFP/INT/2024/6738

Notes to the financial statements
for the year ended 31 December 2023

3 Basis of preparation and other material accounting policy information (continued)

3.4 New and revised IFRSs applied with no material effect on these financial statements

In the current year, the Company has applied a number of amendments to IFRS Accounting Standards issued by the International Accounting Standards Board (IASB) that are mandatorily effective for an account period that begins on or after 1 January 2023. Their adoption has not had any material impact on the disclosures or on the amounts reported in these financial statements.

- IFRS 17 Insurance Contracts
- Amendments to IAS 8 – Definition of Accounting Estimates
- Amendments to IAS 1 and IFRS Practice Statement 2 – Disclosure of Accounting Policies
- Amendments to IAS 12 – Deferred Tax related to Assets and Liabilities arising from a Single Transaction
- Amendments to IAS 12 – International Tax Reform – Pillar Two Model Rules

Making Materiality Judgements - Disclosure of Accounting Policies
The Company has adopted the amendments to IAS 1 for the first time in the current year. The amendments change the requirements in IAS 1 with regard to disclosure of accounting policies. The amendments replace all instances of the term 'significant accounting policies' with 'material accounting policy information'. Accounting policy information is material if, when considered together with other information included in an entity's financial statements, it can reasonably be expected to influence decisions that the primary users of general-purpose financial statements make on the basis of those financial statements.

The supporting paragraphs in IAS 1 are also amended to clarify that accounting policy information that relates to immaterial transactions, other events or conditions is immaterial and need not be disclosed. Accounting policy information may be material because of the nature of the related transactions, other events or conditions, even if the amounts are immaterial. However, not all accounting policy information relating to material transactions, other events or conditions is itself material.

3.5 New and revised IFRSs that are issued, but not yet effective and not early adopted

The new and amended standards and interpretations that are issued, but not yet effective, up to the date of issuance of the Company's financial statements are disclosed below. The Company intends to adopt these new and amended standards and interpretations, if applicable, when they become effective.

- Amendments to IFRS 16: Lease Liability in a Sale and Leaseback
- Amendments to IAS 1: Classification of Liabilities as Current or Non-current
- Amendments to IAS 1: Non-current Liabilities with Covenants
- Amendments to IAS 7 and IFRS 7: Supplier Finance Arrangements
- Amendments to IAS 21: Lack of Exchangeability
- Amendments to IFRS 10 and IAS 28: Sale or Contribution of Assets between an Investor and its Associate or Joint Venture

The Company does not expect that the adoption of these new and amended standards will have a material impact on its financial statements.

All parties consent to this document being signed electronically -F&PD/GFP/INT/2024/6738

4 Critical judgments and key sources of estimation uncertainty

The preparation of the financial statements in compliance with IFRS requires the Company to make judgements, estimates and assumptions that affect the reported amounts of assets and liabilities and disclosure of contingent assets and contingent liabilities. Future events may occur which will cause the assumptions used in arriving at the estimates to change. The effects of any change in estimates are reflected in the financial statements as they become reasonably determinable.

Judgments and estimates are continually evaluated and are based on historical experience and other factors, including expectations of future events that are believed to be reasonable under the circumstances. The critical judgements and estimates used in the preparation of these financial statements are as follows:

Critical judgements

Shareholder right to terminate the Assignment Agreement
ADNOC can terminate the Assignment Agreement without any termination payment being made to the Company in case of breach of the Assignment Agreement by the Company or if the Company becomes insolvent.

The Company deems these rights given to ADNOC to terminate the Assignment Agreement to be non-substantive. In reaching such conclusion the Company considered the likelihood of breaching the Assignment Agreement or becoming insolvent and concluded that both events are very unlikely to occur. The Company has also taken into account the fact that voluntary liquidation or dissolution of the Company is defined as a shareholder reserved matter in the Company's articles of association, which also include a declaration of solvency as further explained in note 9. Accordingly, the Company believes it is appropriate to record the capital contributions in equity and a separate financial asset at FVTPL.

Assessment on the Company's sale of Murban Crude Oil to ADNOC Trading under the Offtake Agreement
The Company concluded that it acts as a principal for the sale of Murban Crude Oil to ADNOC Trading under the Offtake Agreement. In reaching such conclusion, the Company considered the following judgments:

- ADNOC Trading is a separate legal entity and is not party to the Assignment Agreement with ADNOC,
- The Offtake Agreement is entered between the Company as seller and ADNOC Trading and ADNOC as buyers.
- The contractual terms of the Offtake Agreement give the right to ADNOC Trading and ADNOC not to take delivery of Murban Crude Oil which then exposes the Company to the risks and rewards associated with the Murban Crude Oil volumes to then sell to third party customers.
- The Offtake Agreement also provides the Company with the right to terminate the Offtake Agreement for convenience and to sell the Murban Crude Oil to third party customers. Though the likelihood of this happening is remote, the Company considered the contractual term that provides ADNOC Murban the ability to cancel the Offtake Agreement unilaterally.
- The Company assessed that it obtains control of Murban Crude Oil before it is delivered to ADNOC Trading since it has primary responsibility for fulfilling the promise to provide the goods.

All parties consent to this document being signed electronically -F&PD/GFP/INT/2024/6738

4 Critical judgments and key sources of estimation uncertainty (continued)

Critical judgements (continued)

Determination that sales to ADNOC under the Offtake Agreement does not meet the criteria to be recognised as revenue

As the Assignment Agreement and the Offtake Agreement were entered into at or near the same time between ADNOC and the Company for the same commodity, both agreements are considered in combination, and hence, the economic substance of ADNOC's offtake of Murban Crude Oil under the Offtake Agreement is considered ADNOC's settlement of its obligation under the Assignment Agreement in cash rather than by delivery of Murban Crude Oil, and accordingly, IFRS 15 for revenue recognition is not applicable. A total of 120.51 million (2022: 127.35 million) barrels amounting to USD 10,132 million (2022: USD 12,506 million) were lifted by ADNOC, and accordingly, were not recognised as revenue for the year ended 31 December 2023.

Key sources of estimation uncertainty

Fair valuation of the financial asset at FVTPL

The determination of fair value for the financial asset at FVTPL is a critical source of estimation uncertainty because there is no observable market price for such contract or other similar contracts.

The valuation methodology used to determine the fair value of the financial asset at FVTPL is discounted cash flow ("**DCF**") model. The DCF model estimates the value of the financial asset based on its expected future cash flows. The fair value of the financial asset at FVTPL relies on an estimate of the future prices of Murban Crude Oil beyond the standard contract term for Murban Crude Oil futures. In addition, the valuation includes an estimate of when the Volume Availability Commitment will be delivered and the credit risk of the parties to the Assignment Agreement which also impact the fair value of the Assignment Agreement.

The Company determined these inputs as follows:

- A Murban Crude Oil pricing curve has been derived from a build-up approach of underlying benchmark pricing plus a historical differential.
    - A range of pricing curve was determined by applying the following methodology:
        - An underlying benchmark was selected based on data observability and historical price correlation to Murban Crude Oil.
        - A range of forecasts for the underlying benchmark, Brent, was developed by using various data sources over the short, medium, and long-term horizons.
        - A range of applicable differentials between Murban Crude Oil and Brent was estimated based on historical price observed.
        - The range of differentials was applied to the Brent forecasts for the purpose of constructing the Murban Crude Oil real price curves.
        - The resulting Murban Crude Oil curves were tested by comparing the forecast prices in the short end to the Murban Crude Oil futures, as well as performing a lookback analysis by reviewing historical pricing during periods of similar market conditions as of the effective date of the Assignment Agreement.
        - A range of nominal Murban Crude Oil prices was derived from the real price forecasts by an appropriate escalation factor.

All parties consent to this document being signed electronically -F&PD/GFP/INT/2024/6738

4 Critical judgments and key sources of estimation uncertainty (continued)

Key sources of estimation uncertainty (continued)

Fair valuation of the financial asset at FVTPL (continued)

- As at 31 December 2023, the valuation which is within the range as determined in the methodology above, was calculated using a curve which was constructed using futures in the short term and a single analyst forecast in the medium to long term.

- Subsequent cash flows are determined from the forecasted Murban Crude Oil price based on the Volume Availability Commitment of one million (1,000,000) barrels of Murban Crude Oil per day; and

- A term structure credit adjusted curve has been considered for discounting purposes. The curve used was the USD Abu Dhabi Sovereign curve on the assumption that ADNOC credit risk is similar to that of the Abu Dhabi Sovereign. The effective discount rate over the tenor of the instrument was 4.82% (2022: 4.77%)

As at 31 December 2023, the financial asset at FVTPL was valued at USD 540,236 million (2022: USD 552,110 million) and is categorised under Level 3 in the fair value hierarchy. Refer to note 6 for quantitative sensitivity analysis on significant unobservable inputs.

5 Revenue

During the year ended 31 December 2023, the Company has recognised revenue of USD 20,436 million (2022: USD 23,134 million), on account of Murban crude oil lifted by ADNOC Trading under the Offtake Agreement. However, for the Murban crude oil quantities lifted by ADNOC under the Offtake Agreement amounting to USD 10,132 million (2022: USD 12,506 million) for the year ended 31 December 2023, no revenue has been recognised as explained in the critical judgements (note 4).

Revenue is recognised at a point in time upon lifting of Murban crude oil by ADNOC Trading.

Geographical markets
All revenue is generated in United Arab Emirates.

All parties consent to this document being signed electronically -F&PD/GFP/INT/2024/6738

6 Financial asset at FVTPL

	31 December 2023 USD'000	31 December 2022 USD'000
At the beginning of the year	**552,109,501**	637,650,133
Change in fair value	**18,694,132**	(49,901,132)
Settlement of financial asset	**(30,567,540)**	(35,639,500)
At year end	**540,236,093**	552,109,501
Current	**27,087,166**	29,594,040
Non-current	**513,148,927**	522,515,461
	540,236,093	552,109,501

Financial asset at FVTPL represents the Assignment Agreement, which gives the Company the right to receive the Volume Availability Commitment per day of Murban Crude Oil for 30 years (see notes 2 and 4).

Financial asset at FVTPL is recognised initially at fair value and is subsequently remeasured to fair value at each reporting date, with any fair value gains or losses recognised in profit or loss. Fair value of the financial asset at FVTPL is determined in the manner described in note 4. In addition, the financial asset is adjusted during the year for settlement of the Volume Availability Commitment as per the Assignment Agreement.

All parties consent to this document being signed electronically -F&PD/GFP/INT/2024/6738

6 Financial asset at FVTPL (continued)

Significant unobservable inputs to valuation:
The significant unobservable inputs used in the fair value measurement categorised within Level 3 of the fair value hierarchy, together with a quantitative sensitivity analysis as at 31 December 2023 and as 31 December 2022 are shown below:

	Increase/decrease in basis points / %	*Effect on Profit (loss) USD'000*
Discount rate:		
31 December 2023: 4.82%	+100	(57,756)
	-100	68,784
31 December 2022: 4.77%	+100	(60,082)
	-100	71,939
Pricing Curve:		
31 December 2023:	+5%	27,012
Range: USD 72.99 – 93.59 / barrel (real price)	-5%	(27,012)
31 December 2022	+5%	27,605
Range: USD 70.96 – 83.16 / barrel (real price)	-5%	(27,605)

There were no transfers into or out of Level 3 fair value measurement during the year ended 31 December 2023 and 2022.

7 Related parties

Parties are considered to be related if one party has the ability to control the other party or exercise significant influence over the other party in making financial or operational decisions. Related parties represent ADNOC and its affiliates, the Government of Abu Dhabi and related departments and institutions, associated companies, joint ventures, shareholders, directors, and key management personnel of the Company and those entities in which they have the ability to control and exercise significant influence in financial and operating decisions. The terms of related party transactions are approved by the Company's Board of Directors. As at 31 December 2023 and 31 December 2022, the Company is a party to certain contracts with ADNOC Group such as the Assignment Agreement and Offtake Agreement as discussed further in note 2.

All parties consent to this document being signed electronically -F&PD/GFP/INT/2024/6738

Notes to the financial statements
for the year ended 31 December 2023

7 Related parties (continued)

Balances with related parties mainly comprise:

	31 December 2023 USD'000	31 December 2022 USD'000
Related party balances:		
Financial asset at FVTPL (note 6)	**540,236,093**	552,109,501
Amounts due from related parties		
ADNOC*	**1,165,865**	935,071
ADNOC Trading**	**1,719,691**	1,965,359
	2,885,556	2,900,430
*Amounts due from ADNOC pertains to the following:		
Crude oil lifted by ADNOC**	**1,164,865**	934,071
Initial share capital	**1,000**	1,000
	1,165,865	935,071
Amounts due to related parties		
ADNOC***	**1,115**	1,255
ADNOC Trading****	**68,670**	-
	69,785	1,255

**Receivables from ADNOC Trading and ADNOC pertain to quantities of Murban Crude Oil lifted under the Offtake Agreement and on account of partial settlement of financial asset at FVTPL, respectively. The receivables from ADNOC and ADNOC Trading on account of Murban Crude Oil lifted, are non-interest bearing and are recoverable within 30 days from the invoice date.

***Amount due to ADNOC includes corporate services fee amounting to USD 200 thousand for the year ended 31 December 2023 (2022: USD 200 thousand) as per the Corporate Services Agreement between ADNOC and the Company. The balance is interest free, unsecured and is expected to be settled in cash within one year.

**** Amount due to ADNOC Trading represents excess cash received which is subsequently paid back to ADNOC Trading in January 2024.

All parties consent to this document being signed electronically -F&PD/GFP/INT/2024/6738

Notes to the financial statements
for the year ended 31 December 2023

7 Related parties (continued)

Transactions with related parties included in the statement of profit or loss and other comprehensive income are as follows:

	2023 USD'000	2022 USD'000
Revenue (note 5)	**20,435,685**	23,133,798
Cost of goods sold	**(20,435,685)**	(23,133,798)
Corporate services (included in admin expenses)	**(200)**	(200)

8 Cash and cash equivalents

	31 December 2023 USD'000	31 December 2022 USD'000
Cash at banks	**2,939,070**	1,995,182

Bank balance is denominated in US Dollar and earned interest at a range of 4.05%- 4.85% per annum for the year ended 31 December 2023 (31 December 2022: nil).

9 Share capital and capital contributions

The Company is a wholly owned subsidiary of ADNOC. The authorised and issued share capital of the Company is comprised of 1,000,000 shares of USD 1 per share (2022: 1,000,000 shares of USD 1 per share). All shares have been fully subscribed by ADNOC.

The Company recorded capital contributions of USD 637,650 million as of 1 January 2022 for the consideration recognised by the Company in relation to the Assignment Agreement of the Murban Crude Oil (see note 2). Under the Assignment Agreement, the payment of consideration shall be made in any manner and at any point in time, at the Company's discretion and accordingly this is classified as equity within these financial statements. The commitments made by ADNOC in the Assignment Agreement are legally enforceable by the Company and are to be funded over 30 years by ADNOC through the daily deliveries of the Volume Availability Commitment or cash settlement of equivalent market value. The Company's Articles of Association has a declaration of solvency which states that prior to any resolution of the Shareholder to dissolve or merge the Company, the Board of Directors shall make a declaration of solvency certifying that the Company is able to pay its debts in full, together with all interest due on its debts (at the contractual rate applicable to such interest and based on any forward-looking assumptions as the Board reasonably determines) for a period of not less than twelve (12) months from the commencement of such Shareholder resolution. The Shareholder has confirmed that such article will not be amended or deleted so long as the Assignment Agreement remains effective.

During the year ended 31 December 2023, the Company at its sole discretion approved and repaid an amount of USD 29,715 million (2022: USD 30,745 million) as a repayment towards capital contributions made by ADNOC.

All parties consent to this document being signed electronically -F&PD/GFP/INT/2024/6738

Notes to the financial statements
for the year ended 31 December 2023

10 Financial risk management objectives and policies

The main risks arising from the Company's financial instruments are market risk, credit risk and liquidity risk. These risks are monitored by the Directors on a continued basis.

Market risk

The Company is exposed to the risk of fluctuations in prevailing market commodity prices on Murban Crude Oil. If there is a sustained drop in Murban Crude Oil Price, the amounts payable to the Company under the Offtake Agreement will be reduced and consequently the cashflow of the Company may be significantly impacted, thereby having a material adverse effect on the Company's business, results of operations and financial condition.

The sensitivity analyses for financial asset at FVTPL is presented in note 6. The sensitivity analyses are intended to illustrate the sensitivity to changes in market variables on the Company's financial instruments and show the impact on profit or loss and shareholders' equity, where applicable.

As a general policy, the Company aims to sell the products at prevailing market prices. In addition, the Company's risk management strategy is to protect the Company against adverse fluctuations in oil prices by reducing its exposure to variability in cash flows to the extent that it is practicable and cost effective to do so.

Credit risk

The Company's credit risk primarily relates to concentration of credit attributable to the balance from related parties. The Directors estimate that the credit and concentration risk is not significant as the exposure is with a related party. The Directors have determined that the expected credit loss on receivable from related parties is insignificant considering that these relate to ADNOC which is a wholly-owned subsidiary of the Government of Abu Dhabi.

Liquidity risk

Ultimate responsibility for liquidity risk management rests with the Directors, which have built an appropriate liquidity risk management framework for the Company's short, medium and long-term funding and liquidity management requirements.

The Company's cash flows may still be significantly impacted if there is a sustained drop in Murban Crude Oil price as the amounts payable to the Company under the Offtake Agreement will be reduced.

The Company limits its liquidity risk by ensuring adequate cash is being generated from revenue generated from delivery of Murban Crude Oil, maintaining adequate reserves, issuance of long term notes, continuously monitoring forecast and actual cash flows, and matching the maturity profiles of financial assets and liabilities. As a result, the liquidity risk for the Company is assessed to be low. All financial liabilities of the Company as of 31 December 2023 and 2022 will mature in less than one year.

The Company has policies in place to ensure that it has sufficient cash on demand to meet expected operational expenses and payment of its financial obligations. Cash surplus are monitored and managed by the Company through distributions to shareholder or deposits in banks or with the shareholder.

All parties consent to this document being signed electronically -F&PD/GFP/INT/2024/6738

10 Financial risk management objectives and policies (continued)

Capital management

For the purpose of the Company's capital management, capital includes issued share capital, capital contributions and accumulated losses measured at USD 545,991 million as of 31 December 2023 (2022: USD 557,004 million). The primary objective of the Company's capital management is to maximise the shareholder's value. The Company does not have a formalised optimal target capital structure or target ratios in connection with its capital risk management objectives. The Company manages its capital structure and makes adjustments to it in light of changes in business conditions.

No changes were made in the objectives, policies or processes during the year ended 31 December 2023 and 2022.

11 Segment information

The business activities of the Company are performed on an integrated basis. As discussed in note 2, the principal activities of the Company are limited to receiving its assigned interest in Murban Crude Oil from ADNOC and the sale of such Murban Crude Oil under the relevant material contracts. Accordingly, the Company has determined that the Company has one operating segment, and therefore, one reportable segment.

All of the Company's operations are in the United Arab Emirates.

12 Corporate Taxes

On 9 December 2022, the UAE Ministry of Finance published Federal Decree-Law No. 47 of 2022 on the Taxation of Corporations and Businesses (UAE CT Law) to introduce the Federal Corporate Tax (UAE CT) regime in the UAE. The UAE CT Law applies to Tax Periods commencing on or after 1 June 2023.

Decision No. 116 of 2022 (published in December 2022 and considered to be effective from 16 January 2023) specified that taxable income not exceeding AED 375,000 would be subject to the 0% UAE CT rate, and taxable income exceeding AED 375,000 would be subject to the 9% UAE CT rate. With the publication of this Decision, the UAE CT Law is considered to be substantively enacted from 16 January 2023 for the purposes of accounting for Income Taxes.

Since the Company's Tax Period commenced from 1 January 2024 (the Company's new financial year commenced after 1 June 2023), the related current taxes shall be accounted for in the financial statements for the period beginning 1 January 2024.

There is an exemption from UAE CT for income derived by businesses engaged in Extractive Business or Non-Extractive Natural Resource Business (as defined in the UAE CT Law). One of the main requirements for the exemption is that the respective income is effectively subject to tax at an Emirate level. The Abu Dhabi Government issued a Fiscal Letter to the Company, which imposes Abu Dhabi Emirate tax on the Company and accordingly, the Company considers itself as exempt from UAE CT. Fiscal letter is effective from 1 January 2024. The Company has considered deferred tax impact and concluded that no deferred tax provision is required for the year ended 31 December 2023.

All parties consent to this document being signed electronically -F&PD/GFP/INT/2024/6738

Notes to the financial statements
for the year ended 31 December 2023

13 Contingencies and commitments

As at the end of the reporting period, there were no contingencies and commitments to be disclosed in the financial statements.

14 Fair values of financial instruments

Financial instruments comprise financial assets and financial liabilities.

Financial assets consist of financial asset at FVTPL, amounts due from related parties and cash and cash equivalents. Financial liability consists of amount due to related parties.

The fair values of the Company's financial instruments are not materially different from their carrying amounts at the reporting date.

15 Disclosure of auditors' fee

In line with the requirements of Abu Dhabi Accountability Authority (ADAA) Chairman Resolution # 27 of 2023 relating to the Code of Ethics for financial statements preparers and auditors of Subject Entities, the statutory auditor fee for the Company is disclosed as follows:

	2023 **USD'000**	2022 USD'000
Fees for audit	**42**	52
Other assurance services	**177**	230
	219	282

All parties consent to this document being signed electronically -F&PD/GFP/INT/2024/6738

TRUSTEE

ADNOC Murban Sukuk Limited
c/o Walkers Professional Services (Middle East) Limited
24th Floor, Al Sila Tower
Abu Dhabi Global Market Square
Abu Dhabi
United Arab Emirates

OBLIGOR

ADNOC Murban RSC Ltd
28th Floor, Al Sarab Tower
ADGM Square
Al Maryah Island
Abu Dhabi
United Arab Emirates

DELEGATE

Citibank N.A., London Branch
Citigroup Centre
Canada Square
Canary Wharf
London E14 5LB
United Kingdom

PRINCIPAL PAYING AGENT, EXCHANGE AGENT AND TRANSFER AGENT

Citibank N.A., London Branch
Citigroup Centre
Canada Square
Canary Wharf
London E14 5LB
United Kingdom

REGISTRAR

Citibank Europe plc
1 North Wall Quay
Dublin
Ireland

LEGAL ADVISERS

To the Obligor

as to English law, ADGM law and UAE law

Allen Overy Shearman Sterling LLP
11th Floor, Burj Daman Building
Al Mustaqbal Street
Dubai International Financial Centre
P.O. Box 506678
Dubai
United Arab Emirates

as to United States law

Allen Overy Shearman Sterling LLP
One Bishops Square
London E1 6AD
United Kingdom

To the Arranger and Dealers

as to English law, ADGM law and UAE law

Clifford Chance LLP
9th Floor, Al Sila Tower
Abu Dhabi Global Market Square
PO Box 26492
Abu Dhabi
United Arab Emirates

as to United States law

Clifford Chance LLP
10 Upper Bank Street
London E14 5JJ
United Kingdom

To the Delegate
as to English law

Clifford Chance LLP
10 Upper Bank Street
Canary Wharf
London E14 5JJ
United Kingdom

ARRANGER

Standard Chartered Bank
7th Floor, Building One, Gate Precinct
Dubai International Financial Centre
P.O. Box 999
Dubai
United Arab Emirates

DEALERS

Abu Dhabi Commercial Bank PJSC
P.O. Box 939
Abu Dhabi
United Arab Emirates

Abu Dhabi Islamic Bank PJSC
P.O. Box 313
Abu Dhabi
United Arab Emirates

Dubai Islamic Bank PJSC
P.O. Box 1080
Dubai
United Arab Emirates

Emirates NBD Bank PJSC
P.O. Box 777
Dubai
United Arab Emirates

First Abu Dhabi Bank PJSC
FAB Building
Khalifa Business Park – Al Qurm District
PO Box 6316
Abu Dhabi
United Arab Emirates

Standard Chartered Bank
7th Floor, Building One, Gate Precinct
Dubai International Financial Centre
P.O. Box 999
Dubai
United Arab Emirates

AUDITORS TO THE OBLIGOR

Ernst & Young - Middle East (ADGM Branch)
P.O. Box 136
24th Floor, Office 2449, Sila Tower
Abu Dhabi Global Market Square
Al Maryah Island
Abu Dhabi
United Arab Emirates