

ETP Market Update

September 2021



London
Stock Exchange

Key Highlights

1,772
ETP listings

There are now **1,393** ETFs (available as **2,030** lines through multi-currency offerings) and **379** ETCs/ETNs (available as **700** lines) on our London market.



17 New ETFs

17 new ETFs were listed in September 2021. **12** ETFs listed with an **ESG** methodology.

£11.4bn

Order book value traded for ETPs in September 2021 (690k trades), **8%** lower YoY.

£115.6bn

Order book value traded for ETPs in 2021 YTD (6,660k trades), **1%** higher YoY.

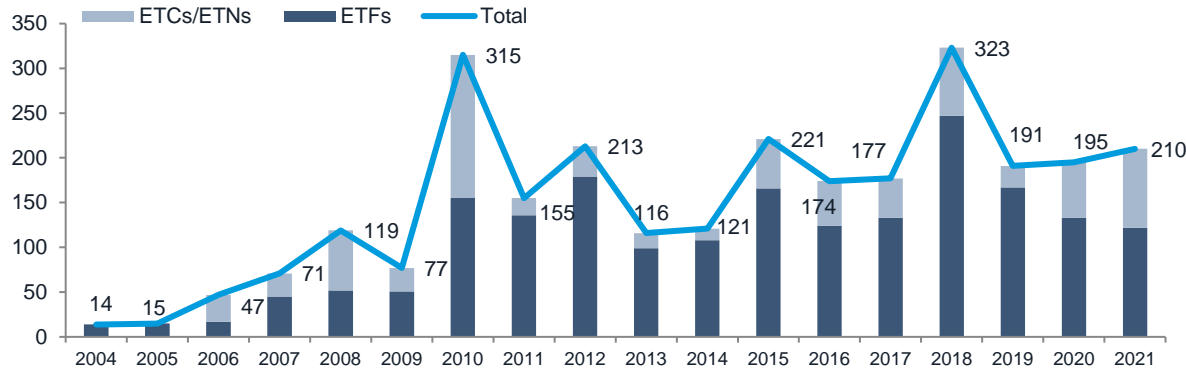
20 Registered
Market Makers

Provide continuous pricing and a high quality pool of liquidity on our order book.

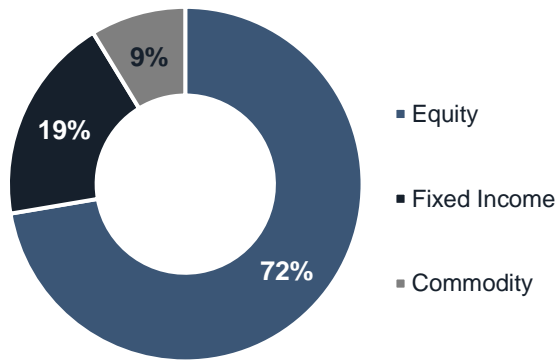
In addition, more than **150** member firms from **19** countries are connected to London Stock Exchange's order book and have access to trade ETFs.

ETP Product Growth

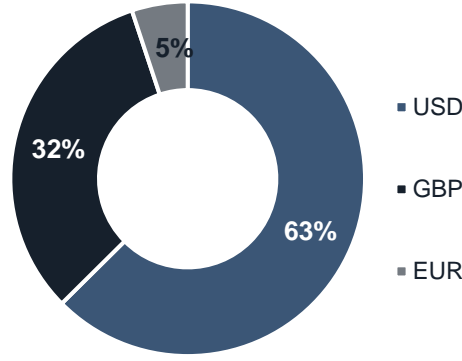
ETP new listings on London Stock Exchange since 2004



Turnover by Asset Class



Turnover by Trading Currency



- There are **43 ETP issuers** on London Stock Exchange and a total of **1,772 ETPs**.
- We welcomed **6 new issuers in 2021**; Global Palladium Fund, FlexShares and 4 new issuers via HANetf.
- **210** new ETPs were listed on our London market in 2021. Of the **210** new listings, there were **164** equity products, **35** fixed income products and **11** commodity products.
- Products listed in London showed a good diversity in terms of asset classes and trading currencies, offering investors with greater flexibility.

New ETPs listed – September 2021

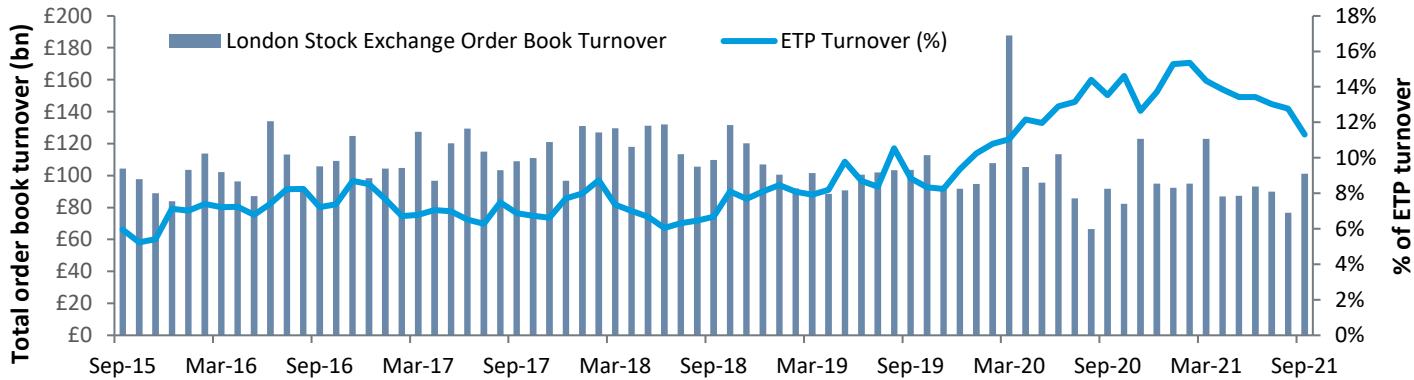
Listing Date	TIDM	Currency	Issuer Name	Instrument Name
20210906	TAHY	USD	TABULA ICAV	TAB ASIA HY ESG ETF
20210908	UHYC	USD	LYXOR INDEX FUND	LYXOR ESG USD HIGH YIELD (DR) ETF - ACC
20210909	DTOX	USD	HANETF ICAV	CLEANER LIVING ESG-S UCITS ETF ACC USD
20210909	GBPG	GBP	GOLDMAN SACHS ETF ICAV	GS UK GILTS ETF GBP DIST
20210913	DHYG	GBP	ISHARES II PLC	ISH \$ HYCB ESG UCITS ETF GBH D
20210914	PLAN	USD	MULTI UNITS LUXEMBOURG	LYXOR CORPORATE GREEN BOND (DR) - ACC
20210914	PABS	USD	MULTI UNITS LUXEMBOURG	LYXOR NET ZERO 2050 S&P 500 CLIMATE PAB
20210916	U10C	USD	MULTI UNITS LUXEMBOURG	LYXOR US TREASURY 10+Y (DR) UCITS - ACC
20210916	USIC	USD	LYXOR INDEX FUND	LYXOR ESG USD CORPORATE BOND (DR) - ACC
20210922	UHYH	GBX	INVESCO MARKETS II PLC	IVZ USD HIGH YIELD CORPORATE BOND ESG
20210922	JRGD	USD	JPMORGAN ETFS (IRELAND) ICAV	JPM GLOBAL REI EQUITY ESG ETF DIST
20210922	JRMD	USD	JPMORGAN ETFS (IRELAND) ICAV	JPM EM REI EQUITY ESG ETF DIST
20210922	JRUD	USD	JPMORGAN ETFS (IRELAND) ICAV	JPM US REI EQUITY ESG ETF DIST
20210922	JRED	EUR	JPMORGAN ETFS (IRELAND) ICAV	JPM EUROPE REI ESG ETF DIST
20210928	XS5G	GBP	XTRACKERS	XTRACKERS S&P 500 SW 7C GBP
20210929	REMX	USD	VANECK VECTORS UCITS ETFS PLC	VANECK VECTORS RARE EARTH UCITS ETF
20210929	CNEW	USD	VANECK VECTORS UCITS ETFS PLC	VANECK VECTORS NEW CHINA ESG UCITS ETF



Increasing Trading Value

Nearly 100% increase in orderbook turnover over the last 6 years

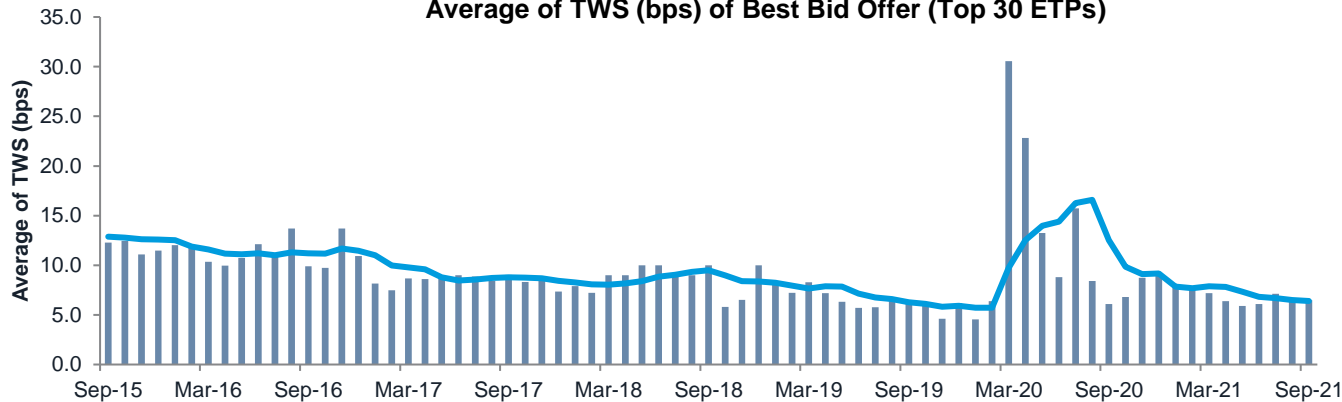
ETP Turnover as a % of Total London Stock Exchange Order Book Turnover



£520m

September 2021 average daily traded value for ETPs, which accounts for **11.3%** of total London Stock Exchange average daily turnover

Average of TWS (bps) of Best Bid Offer (Top 30 ETPs)



6.4 bps

6 month moving average of the average TWS (bps) of the top 30 ETPs on London Stock Exchange

Source: London Stock Exchange database, September 2021
Note: it is the average TWS (Time Weighted Spreads) of the top 30 ETPs by value traded in each corresponding month

Top 10 Traded ETPs

Top 10 most actively on-book traded ETFs on London Stock Exchange

	TIDM	Instrument Name	ISIN	Value (£)	Trades	Volume	Value (%)	Trade (%)	Volume (%)	Average Trade Size (£)	Average TWS (bps)
1	ISF	ISHARES CORE FTSE100 UCITS ETF GBP(DIST)	IE0005042456	398,598,978	13,674	57,413,565	3.93%	2.50%	9.10%	29,150	3.51
2	EIMI	ISHARES CORE EM IMI UCITS ETF USD (ACC)	IE00BKM4GZ66	324,317,550	8,299	12,146,226	3.20%	1.52%	1.93%	39,079	6.73
3	CSPX	ISHRS CORE S&P 500 UCITS ETF USD (ACC)	IE00B5BMR087	297,267,636	12,721	901,166	2.93%	2.33%	0.14%	23,368	2.02
4	IWDA	ISHRS CORE MSCI WORLD ETF USD (ACC)	IE00B4L5Y983	228,716,448	8,998	3,668,411	2.26%	1.64%	0.58%	25,419	3.40
5	IWVL	ISHS EDGE MSCI WRL VAL FCT UCITS ETF ACC	IE00BP3QZB59	191,322,214	4,056	7,087,917	1.89%	0.74%	1.12%	47,170	9.24
6	XMME	X MSCI EMERGING MARKETS	IE00BTJRM35	185,538,554	11,196	4,077,676	1.83%	2.05%	0.65%	16,572	6.92
7	VUSD	VANGUARD S&P 500 UCITS ETF	IE00B3XXRP09	155,553,786	9,153	2,530,073	1.53%	1.67%	0.40%	16,995	2.10
8	IUVL	ISHARES EDGE MSCI USA VALUE FACTOR	IE00BD1F4M44	108,943,886	2,234	16,928,438	1.07%	0.41%	2.68%	48,766	9.44
9	CNDX	ISHRS NASDAQ 100 UCITS ETF USD (ACC)	IE00B53SZB19	103,684,800	3,005	164,831	1.02%	0.55%	0.03%	34,504	2.58
10	VUSA	VANGUARD S&P 500 UCITS ETF	IE00B3XXRP09	102,549,700	6,787	1,663,892	1.01%	1.24%	0.26%	15,110	2.92

Top 10 most actively on-book traded ETCs/ETNs on London Stock Exchange

	TIDM	Instrument Name	ISIN	Value (£)	Trades	Volume	Value (%)	Trade (%)	Volume (%)	Average Trade Size (£)	Average TWS (bps)
1	3UKL	WISDOMTREE FTSE 100 3X DAILY LEVERAGED	IE00B88D2999	90,845,620	1,916	524,226	6.92%	1.34%	0.01%	47,414	12.44
2	IGLN	ISHARES PHYSICAL GOLD ETC	IE00B4ND3602	81,146,948	6,746	3,222,155	6.18%	4.72%	0.07%	12,029	4.42
3	SGLD	INVESCO PHYSICAL GOLD ETC	IE00B579F325	75,468,335	3,108	604,170	5.75%	2.18%	0.01%	24,282	2.40
4	GBSP	WISDOMTREE PHYSICAL GOLD - GBP DAILY HED	JE00B7VG2M16	51,692,663	3,541	5,400,655	3.94%	2.48%	0.11%	14,598	5.43
5	CRUD	WISDOMTREE WTI CRUDE OIL	GB00B15KXV33	47,594,244	2,695	9,890,333	3.63%	1.89%	0.20%	17,660	7.60
6	SGLN	ISHARES PHYSICAL GOLD ETC	IE00B4ND3602	39,914,074	2,164	1,581,278	3.04%	1.52%	0.03%	18,445	8.05
7	PHAU	WISDOMTREE PHYSICAL GOLD	JE00B1VS3770	37,468,288	4,625	305,776	2.85%	3.24%	0.01%	8,101	2.39
8	QQQ3	WISDOMTREE NASDAQ 100 3X DAILY LEVERAGED	IE00BLRPL42	33,290,993	1,666	224,435	2.54%	1.17%	0.00%	19,983	9.30
9	NGAS	WISDOMTREE NATURAL GAS	GB00B15KY104	32,825,283	1,225	1,936,664,126	2.50%	0.86%	39.60%	26,796	51.97
10	EGLN	ISHARES PHYSICAL GOLD ETC	IE00B4ND3602	25,945,525	2,112	1,030,934	1.98%	1.48%	0.02%	12,285	8.43

Source: London Stock Exchange database, September 2021

Note: Time weighted average spread uses best bid and best offer prices from the order book

Contact Details

Exchange Traded Products

London Stock Exchange
10 Paternoster Square
London EC4M 7LS
Tel: +44 (0)20 7797 3054

etfs@lseg.com



London
Stock Exchange