
ETP Market Update

August 2020



London
Stock Exchange



Key Highlights

1,603
ETP listings

There are now **1,262** ETFs (available as **1,835** lines through multi-currency offerings) and **341** ETCs/ETNs (available as **460** lines) on our London market.



4 New ETPs

4 new ETPs (available as 6 multi-currency lines) were listed in August 2020.

£9.6bn

Order book value traded for ETPs in August 2020 (537k trades), **12%** lower YoY.

£101.8bn

Order book value traded for ETPs in 2020 YTD (4,834k trades), **49%** higher YoY.

19 Registered Market Makers

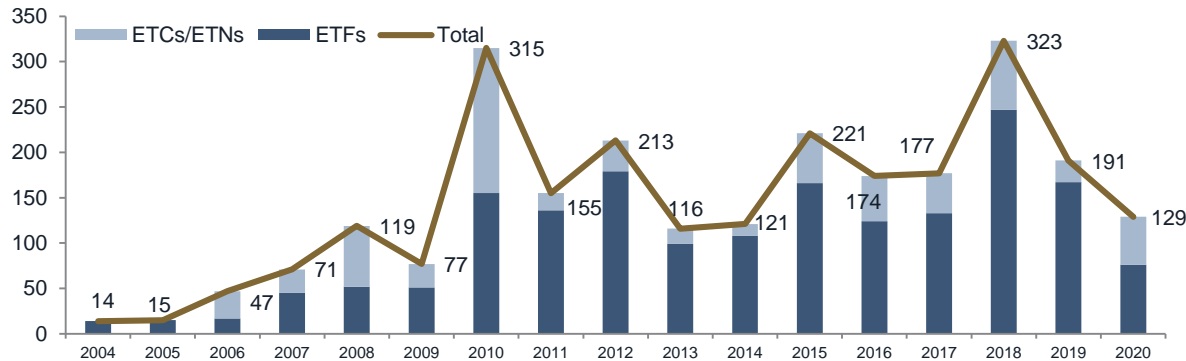
Provide continuous pricing and a high quality pool of liquidity on our orderbook.

In addition, more than **150** member firms from **19** countries are connected to London Stock Exchange's order book and have access to trade ETFs.

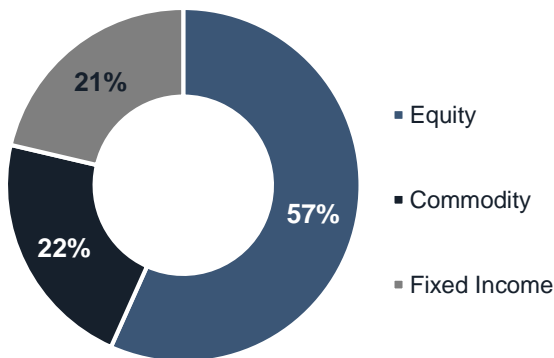


ETP Product Growth

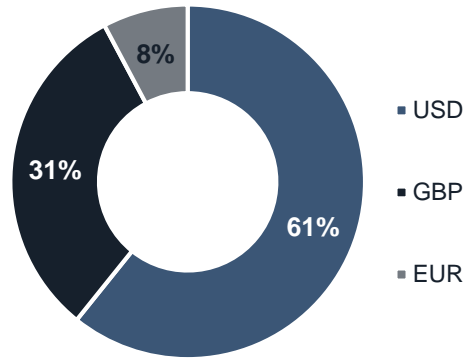
ETP new listings on London Stock Exchange since 2004



Turnover by Asset Class



Turnover by Trading Currency



- There are **36 ETP issuers** on London Stock Exchange and a total of **1,603 ETPs**.
- We welcomed 3 new issuers in 2020, **Purpose Investments** (January) and **Royal Mint** and **Rize ETF** (February).
- **191** new ETPs were listed on our London market in 2019. Of the **191** new listings, there were **126** equity products, **60** fixed income products, **3** derivative products and **2** Commodity products.
- Products listed in London showed a good diversity in terms of asset classes and trading currencies, offering investors with greater flexibility.



New ETPs listed – August 2020

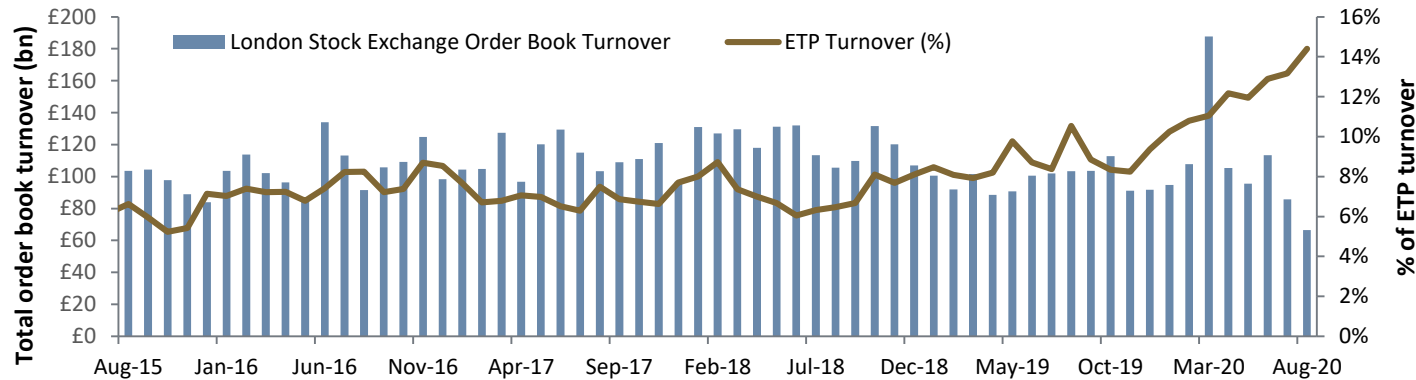
First Trading Date	TIDM	Currency	Issuer Name	Instrument Name
20200818	KLMG	GBP	MULTI UNITS LUXEMBOURG	LYX GREEN BOND- MONTHLY HEDGED TO GBP
20200825	GLOW	USD	SSGA SPDR ETFS EUROPE I PLC	SPDR STOXX GLO LOW
20200821	HSXD	USD	HSBC ETFS PLC	HSBC APAC EX JAP SUSTAINABLE EQUITY ETF
20200828	HSEM	USD	HSBC ETFS PLC	HSBC EM SUSTAINABLE EQUITY ETF



Increasing Trading Value

~100% increase in order book turnover over the last 5 years

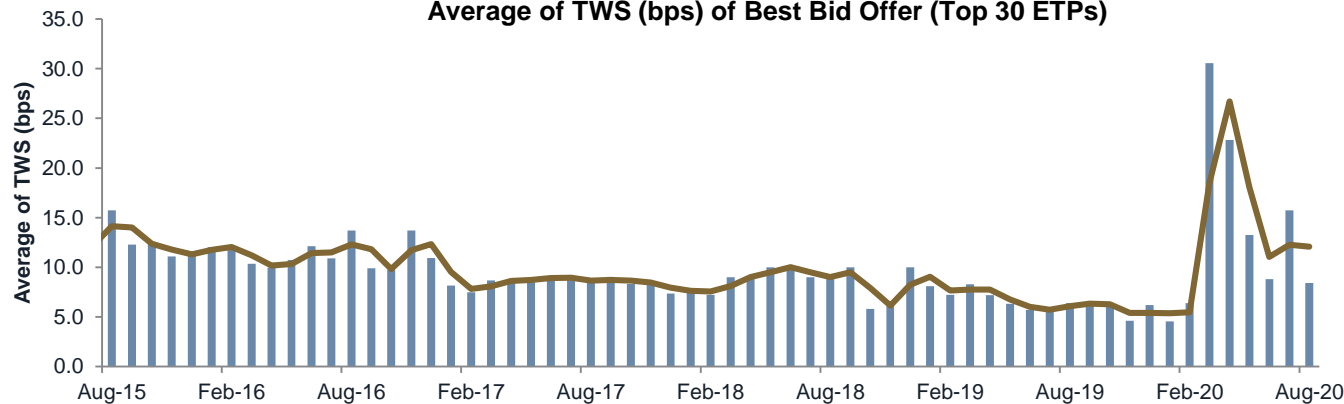
ETP Turnover as a % of Total London Stock Exchange Order Book Turnover



£479m

August 2020 average daily traded value for ETPs, which accounts for **14.4%** of total London Stock Exchange average daily turnover

Average of TWS (bps) of Best Bid Offer (Top 30 ETPs)



16.6bps

6 month moving average of the average TWS (bps) of the top 30 ETPs on London Stock Exchange

Source: London Stock Exchange database, August 2020

Note: it is the average TWS (Time Weighted Spreads) of the top 30 ETPs by value traded in each corresponding month

Top 10 Traded ETPs

Top 10 most actively on-book traded ETFs on London Stock Exchange

	TIDM	Instrument Name	ISIN	Value (£)	Trades	Volume	Value (%)	Trade (%)	Volume (%)	Average Trade Size	Average TWS (bps)
1	ISF	ISHARES CORE FTSE100 UCITS ETF GBP(DIST)	IE0005042456	329,604,261	12,477	54,975,133	4.50%	3.48%	11.36%	26,417	3.23
2	CSPX	ISHRS CORE S&P 500 UCITS ETF USD (ACC)	IE00B5BMR087	236,223,217	7,892	914,422	3.23%	2.20%	0.19%	29,932	2.15
3	EIMI	ISHARES CORE EM IMI UCITS ETF USD (ACC)	IE00BKM4GZ66	232,419,602	4,080	10,142,968	3.17%	1.14%	2.10%	56,966	6.41
4	IWDA	ISHRS CORE MSCI WORLD ETF USD (ACC)	IE00B4L5Y983	178,558,032	6,859	3,615,290	2.44%	1.91%	0.75%	26,033	4.42
5	IEAC	ISHRS CORE EUR CORP BOND ETF EUR (DIST)	IE00B3F81R35	169,696,191	1,509	1,408,048	2.32%	0.42%	0.29%	112,456	5.69
6	MVOL	ISHRS EDGE MSCI WRLD MINVOL ETF USD ACC	IE00B8FHGS14	156,261,355	3,909	3,997,901	2.13%	1.09%	0.83%	39,975	6.17
7	EMIM	ISHARES CORE EM IMI UCITS ETF USD (ACC)	IE00BKM4GZ66	115,518,846	1,952	5,041,211	1.58%	0.54%	1.04%	59,180	7.69
8	CNDX	ISHRS NASDAQ 100 UCITS ETF USD (ACC)	IE00B53SZB19	104,112,535	14,657	214,591	1.42%	4.08%	0.04%	7,103	3.75
9	LQDE	ISHARES \$ CORP.BOND UCITS ETF USD (DIST)	IE0032895942	101,695,553	3,539	1,015,272	1.39%	0.99%	0.21%	28,736	13.47
10	VUSD	VANGUARD S&P 500 UCITS ETF	IE00B3XXRP09	100,160,630	5,706	2,053,997	1.37%	1.59%	0.42%	17,554	3.09

Top 10 most actively on-book traded ETCs/ETNs on London Stock Exchange

	TIDM	Instrument Name	ISIN	Value (£)	Trades	Volume	Value (%)	Trade (%)	Volume (%)	Average Trade Size	Average TWS (bps)
1	IGLN	ISHARES PHYSICAL GOLD ETC	IE00B4ND3602	383,472,081	10,139	13,036,589	17.01%	5.70%	0.23%	37,821	3.86
2	SGLD	INVESCO PHYSICAL GOLD ETC	IE00B579F325	202,871,404	7,009	1,379,148	9.00%	3.94%	0.02%	28,944	3.88
3	EGLN	ISHARES PHYSICAL GOLD ETC	IE00B4ND3602	162,166,896	6,903	5,517,186	7.19%	3.88%	0.10%	23,492	4.79
4	PHAU	WISDOMTREE PHYSICAL GOLD	JE00B1VS3770	153,558,857	18,426	1,070,859	6.81%	10.36%	0.02%	8,334	2.81
5	SGLN	ISHARES PHYSICAL GOLD ETC	IE00B4ND3602	124,477,607	8,734	4,230,731	5.52%	4.91%	0.07%	14,252	5.27
6	PHAG	WISDOMTREE PHYSICAL SILVER	JE00B1VS3333	120,121,248	11,806	6,213,811	5.33%	6.64%	0.11%	10,175	8.78
7	GBS	GOLD BULLION SECURITIES	GB00B00FHZ82	94,711,200	14,664	671,717	4.20%	8.25%	0.01%	6,459	3.74
8	SSLV	INVESCO PHYSICAL SILVER ETC	IE00B43VDT70	73,516,520	4,739	3,744,405	3.26%	2.67%	0.06%	15,513	15.97
9	CRUD	WISDOMTREE WTI CRUDE OIL	GB00B15KXV33	72,192,293	4,677	23,817,570	3.20%	2.63%	0.41%	15,436	8.50
10	SSLN	ISHARES PHYSICAL SILVER ETC	IE00B4NCWG09	61,367,080	5,146	3,105,212	2.72%	2.89%	0.05%	11,925	16.33

Source: London Stock Exchange database, August 2020

Note: Time weighted average spread uses best bid and best offer prices from the order book

Contact Details

Exchange Traded Products

London Stock Exchange
10 Paternoster Square
London EC4M 7LS
Tel: +44 (0)20 7797 3054

etfs@lseg.com



London
Stock Exchange